

## SOD-123FL Surface Mount Schottky Barrier Rectifier

### Features

- Low power loss, high efficiency
- High forward surge current capability
- High Current Capability
- For surface mounted applications
- Meets MSL level 1, per J-STD-020, LF maximum peak of 260°C

**Reverse Voltage**  
20-200 V

**Forward Current**  
3 Ampere


### Applications

These Schottky barrier diodes are designed for high speed switching applications, circuit protection, and voltage clamping.

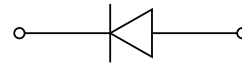
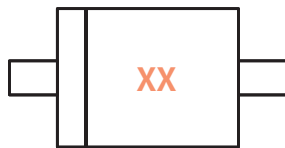
### Mechanical Data

- Case: SOD-123FL  
Molding compound meets UL 94V-0 flammability rating, RoHS-compliant, halogen-free
- Terminals: Solder plated, solderable per MIL-STD-750, Method 2026
- Polarity: Cathode line denotes the cathode end

SOD-123FL



### Function Diagram



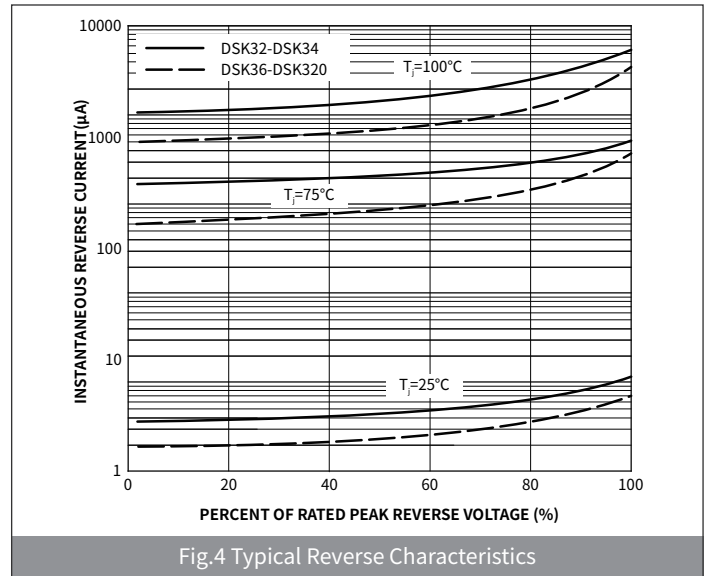
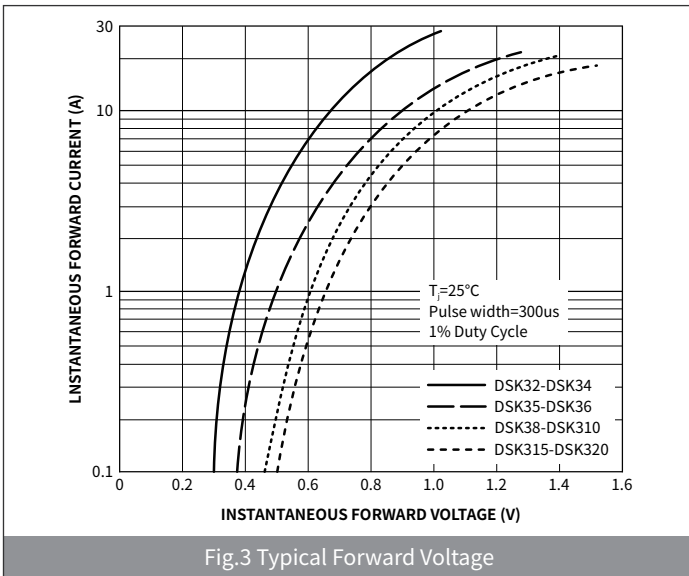
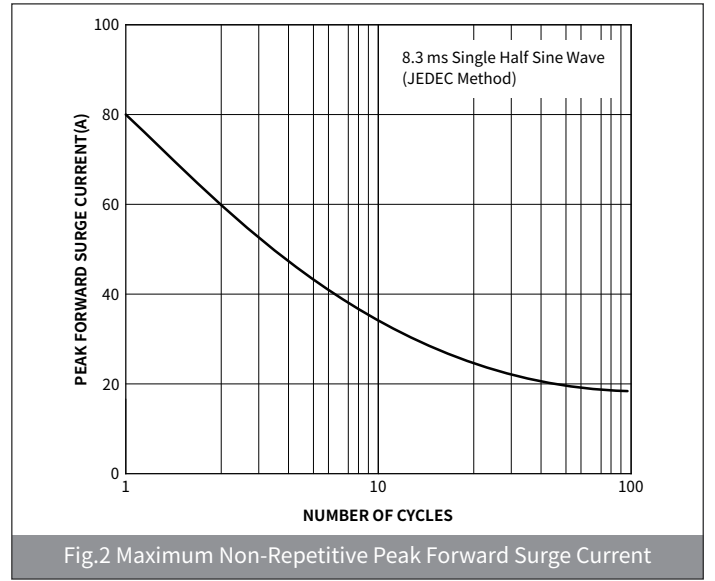
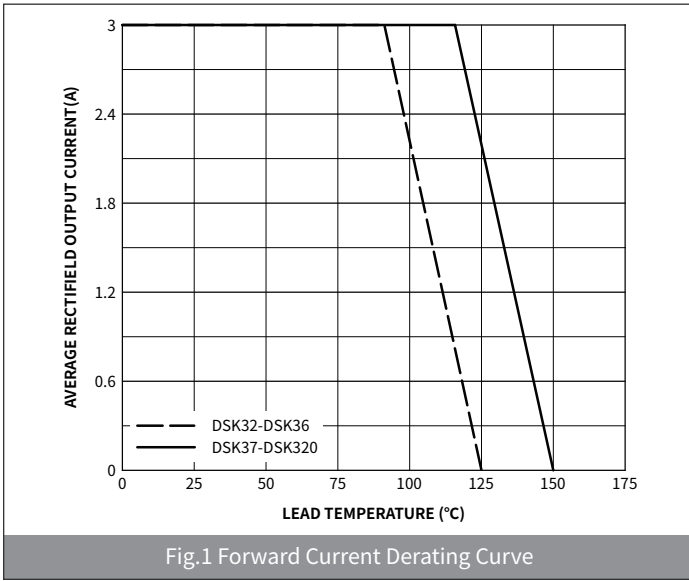
### Maximum Ratings (Ta=25°C Unless otherwise specified)

PARAMETER	SYMBOL	UNIT	DSK32	DSK34	DSK35	DSK36	DSK38	DSK310	DSK315	DSK320
Marking Code			K32	K34	K35	K36	K38	K310	K315	K320
Maximum Repetitive Peak Reverse Voltage	$V_{RRM}$	V	20	40	50	60	80	100	150	200
Maximum RMS Voltage	$V_{RMS}$	V	14	28	35	42	56	70	105	140
Maximum DC Blocking Voltage	$V_{DC}$	V	20	40	50	60	80	100	150	200
Maximum Average Forward Rectified Current	$I_{F(AV)}$	A	3.0							
Non-repetitive Peak Forward Surge Current @t=8.3ms Half-sine wave	$I_{FSM}$	A	80							
Storage temperature	$T_{stg}$	°C	-55 ~+150							
Junction temperature	$T_j$	°C	-55 ~+150							
Typical Thermal Resistance	$R_{\theta J-A}$	°C /W	80							

● **Electrical Characteristics** (Ta=25°C Unless otherwise noted)

PARAMETER	TEST CONDITIONS	SYMBOL	UNIT	DSK32	DSK34	DSK35	DSK36	DSK38	DSK310	DSK315	DSK320
Maximum instantaneous forward voltage	$I_F=3.0A$	$V_F$	V	0.55			0.70		0.85		0.95
Maximum DC reverse current at rated DC blocking voltage	$V_R=V_{DC}, T_A=25^\circ C$	$I_{R1}$	mA	0.2				0.05			
	$V_R=V_{DC}, T_A=100^\circ C$	$I_{R2}$		20				5.0			
Typical junction capacitance	$V_R=4.0V, f=1MHz$	$C_J$	pF	250				160			

● **Ratings And Characteristics Curves** (Ta=25°C Unless otherwise specified)



# DSK32 THRU DSK320

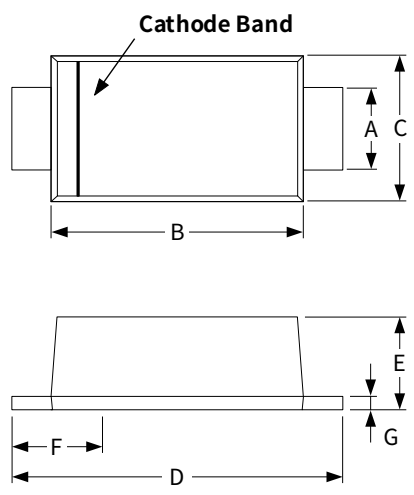
SURFACE MOUNT SCHOTTKY BARRIER RECTIFIER

## ● Ordering Information

PACKAGE	PACKAGE CODE	UNIT WEIGHT(g)	REEL(pcs)	BOX(pcs)	CARTON(pcs)	DELIVERY MODE
SOD-123FL	R1	0.0169	3000	45000	180000	7"

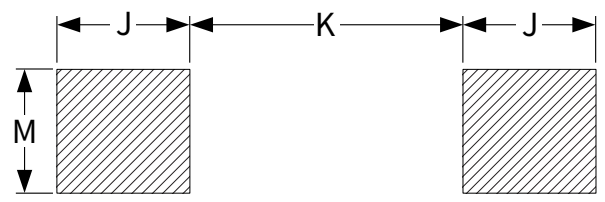
## ● Package Outline Dimensions (SOD -123FL)

Symbol	Dimensions			
	Millimeters		Inches	
	Min.	Max.	Min.	Max.
A	0.90	1.10	0.035	0.430
B	2.55	2.85	0.100	0.111
C	1.60	1.90	0.063	0.074
D	3.60	3.90	0.031	0.043
E	1.00	1.20	0.031	0.035
F	0.40	0.90	0.047	0.055
G	0.10	0.25	0.003	0.007



## ● Suggested Pad Layout

Symbol	Dimensions			
	Millimeters		Inches	
	Min.	Max.	Min.	Max.
J	1.00	-	0.040	-
K	-	1.90	-	0.074
M	1.50	-	0.059	-



## X-ON Electronics

Largest Supplier of Electrical and Electronic Components

*Click to view similar products for [Schottky Diodes & Rectifiers](#) category:*

*Click to view products by [hongjiacheng](#) manufacturer:*

Other Similar products are found below :

[MA4E2039](#) [MMBD301M3T5G](#) [HFA35HB60C](#) [RB160M-50TR](#) [D83C](#) [BAS16E6433HTMA1](#) [BAS 3010S-02LRH](#) [E6327](#) [BAT 54-02LRH](#)  
[E6327](#) [NRVBAF360T3G](#) [NSR05F40QNXT5G](#) [NTE555](#) [JANS1N6640](#) [SS3003CH-TL-E](#) [GA01SHT18](#) [CRS10I30A\(TE85L,QM](#)  
[MBRA140TRPBF](#) [MBRB30H30CT-1G](#) [BAT 15-04R](#) [E6152](#) [JANTX1N5712-1](#) [DMJ3940-000](#) [SB007-03C-TB-E](#) [NRVBB20100CTT4G](#)  
[NRVBM120LT1G](#) [NTSB30U100CT-1G](#) [CRG04\(T5L,TEMQ\)](#) [ACDBA1100LR-HF](#) [ACDBA1200-HF](#) [ACDBA240-HF](#) [ACDBA3100-HF](#)  
[CDBQC0530L-HF](#) [ACDBA260LR-HF](#) [ACDBA1100-HF](#) [10BQ015-M3/5BT](#) [NRVBM120ET1G](#) [VSSB410S-M3/5BT](#) [1N5819T-G](#)  
[PDS1040Q-13](#) [B160BQ-13-F](#) [SDM05U20CSP-7](#) [BAS 70-07](#) [E6433](#) [B140S1F-7](#) [HSM560Je3/TR13](#) [DDB2265-000](#) [ZHCS506QTA](#)  
[HSM190Je3/TR13](#) [B330AF-13](#) [ACDBUC0230-HF](#) [SDM1U100S1F-7](#) [MBR10200CTF-G1](#) [CDLL5712](#)