

DFN1610-2L Plastic-Encapsulate ESD Protection Diodes

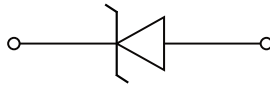
Features

- Low leakage current
- DFN1610-2L surface mount package
- IEC 61000-4-2 (ESD Air): $\pm 30\text{kV}$
- IEC 61000-4-2 (ESD Contact): $\pm 30\text{kV}$
- IEC 61000-4-5 (Lightning 8/20 μs): 130A

Applications

- Cellular Handsets and Accessories
- Display Ports
- MDDI Ports
- USB Ports

Function Diagram



Reverse Working Voltage
5V Max.
High capacitance
1000pF(Max.)

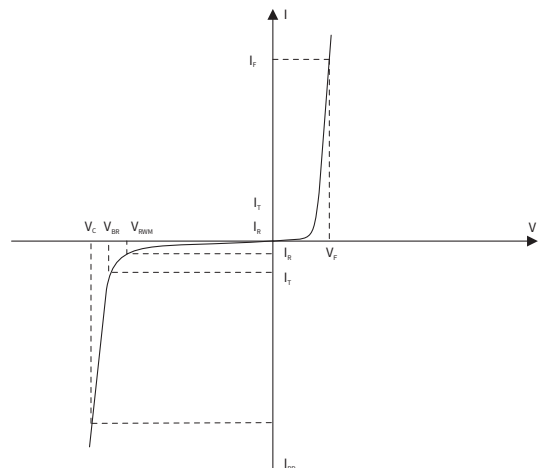


Maximum Ratings (Ta=25°C Unless otherwise specified)

SYMBOL	PARAMETER	CONDITIONS	VALUE	UNIT
V _{ESD}	Electrostatic Discharge Voltage	ESD per IEC 61000-4-2(Air)	± 30	KV
		ESD per IEC 61000-4-2(Contact)	± 30	KV
P _{PP}	Peak Pulse Power	tp = 8/20 μs	1950	W
I _{PP}	Rated Peak Pulse Current	tp = 8/20 μs	130	A
T _J	Operating JunctionTemperature Range	—	-55 to +125	°C
T _{STG}	Operating JunctionTemperature Range	—	-55 to +150	°C

Electrical Parameter

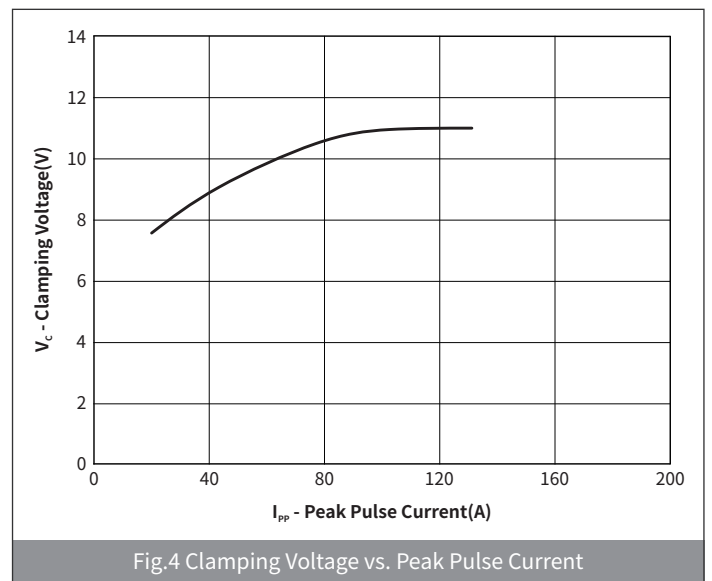
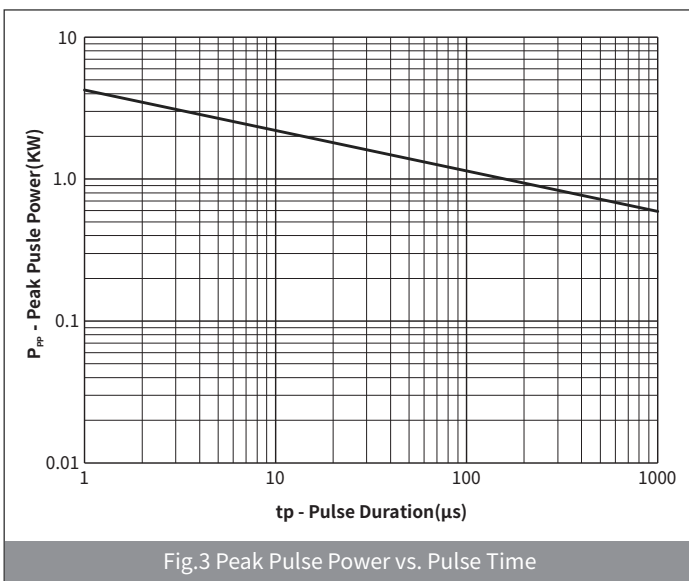
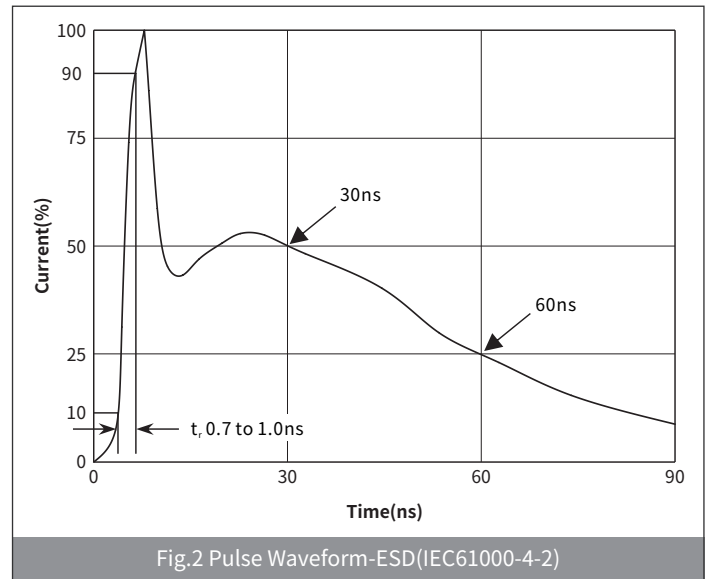
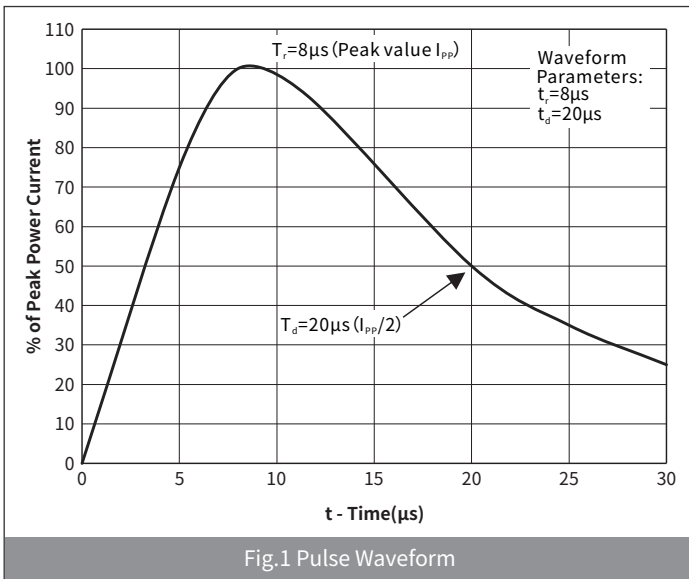
SYMBOL	PARAMETER
V _C	Clamping Voltage @ I _{pp}
V _{BR}	Breakdown Voltage @ I _T
I _{PP}	Peak Pulse Current
I _T	Test Current
I _R	Reverse Leakage Current @ VRWM
V _{RWM}	Peak Reverse Working Voltage
P _{PP}	Peak Pulse Power Dissipation
C _J	Junction Capacitance @ V _R =0V,f=1MHz
I _F	Forward Current
V _F	Forward Voltage @I _F



Electrical Characteristics (Ta=25°C Unless otherwise specified)

PARAMETER	SYMBOL	CONDITION	Min	Typ	Max	UNIT
Peak Reverse Working Voltage	V_{RWM}	$T_a=25^\circ\text{C}$	—	—	5	V
Breakdown Voltage	V_{BR}	$I_R=1\text{mA}, T_a=25^\circ\text{C}$	6	—	9	V
Reverse Leakage Current	I_R	$V_R=5\text{V}, T_a=25^\circ\text{C}$	—	—	1	μA
Clamping Voltage	V_C	$I_{PP}=10\text{A}, t_p=8/20\mu\text{s}$	—	—	8.5	V
		$I_{PP}=130\text{A}, t_p=8/20\mu\text{s}$	—	—	15	
Junction Capacitance	C_J	$V_R=0\text{V}, f=1\text{MHz}$	—	—	1000	pF

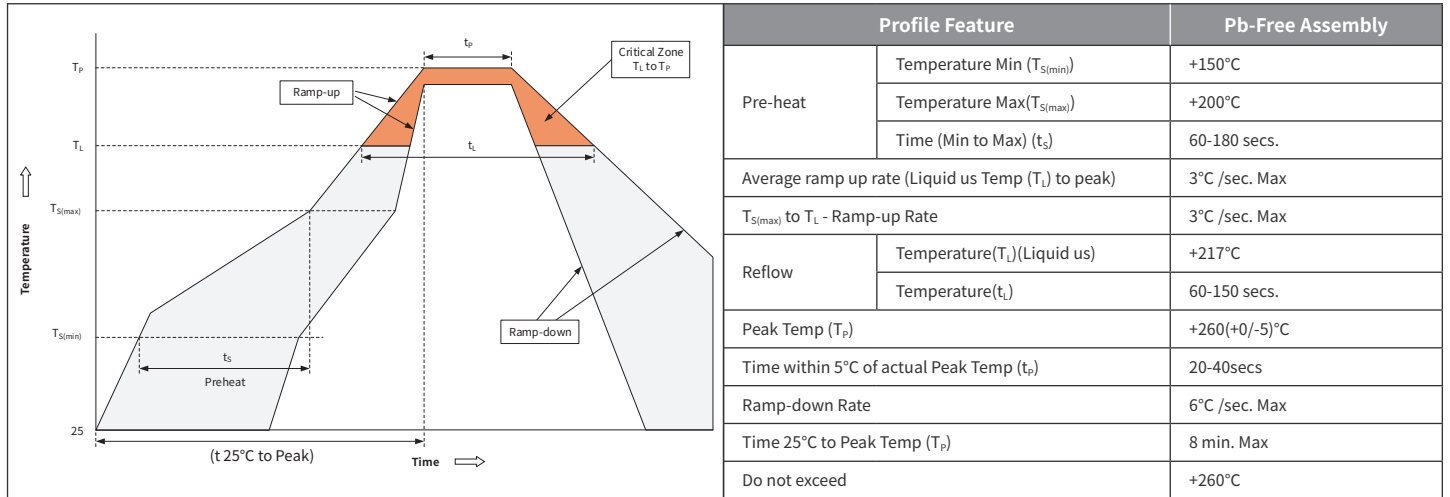
Ratings And Characteristics Curves (Ta=25°C Unless otherwise specified)



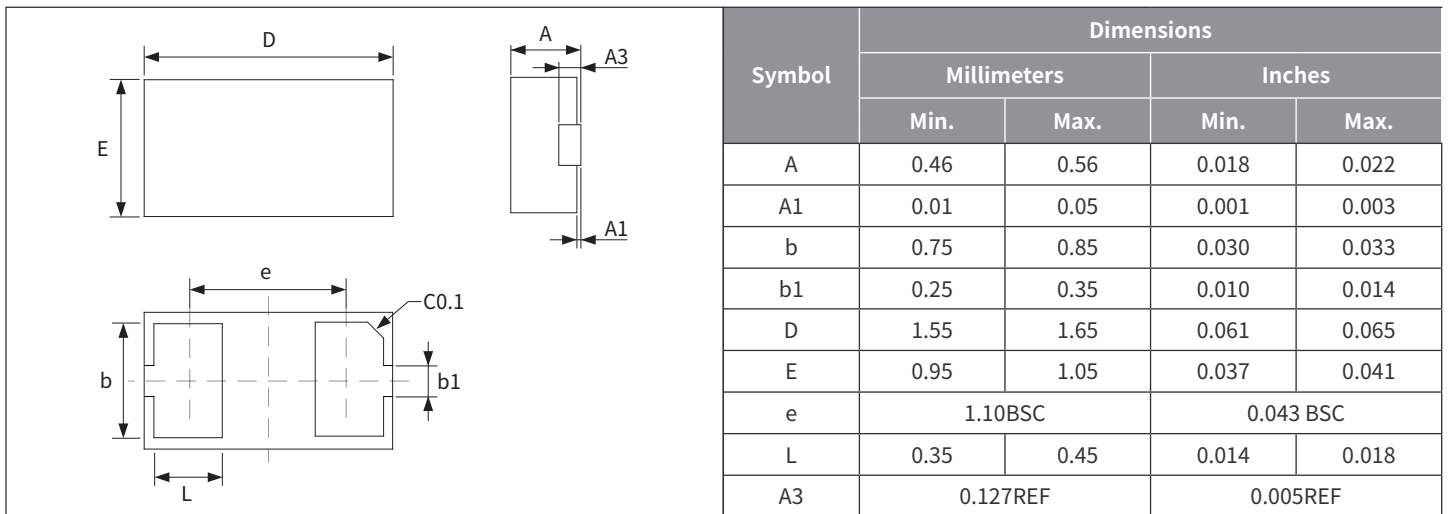
Ordering Information

PREFERED P/N	PACKAGE	SIZE(mm)	DELIVERY MODE	MPQ(PCS)
H5VH16U	DFN1610-2L	1.575×0.975×0.485	7" REEL	3000

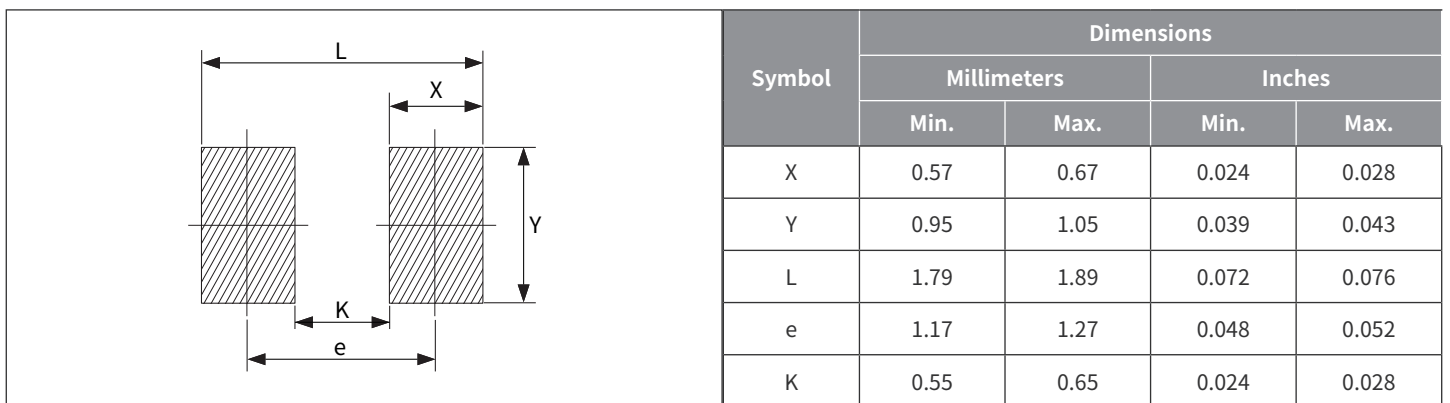
Recommended Soldering Conditions



Package Outline Dimensions (DFN1610-2L)



Suggested Pad Layout



X-ON Electronics

Largest Supplier of Electrical and Electronic Components

Click to view similar products for [ESD Suppressors / TVS Diodes](#) category:

Click to view products by [hongjiacheng](#) manufacturer:

Other Similar products are found below :

[60KS200C](#) [D18V0L1B2LP-7B](#) [D5V0F4U5P5-7](#) [NTE4902](#) [P4KE27CA](#) [P6KE11CA](#) [P6KE8.2A](#) [SA60CA](#) [SA64CA](#) [SMBJ12CATR](#)
[SMBJ33CATR](#) [SMBJ6.5A](#) [SMBJ8.0A](#) [ESD101-B1-02ELS E6327](#) [ESD112-B1-02EL E6327](#) [ESD7451N2T5G](#) [19180-510](#) [CPDT-5V0USP-](#)
[HF](#) [3.0SMCJ33CA-F](#) [3.0SMCJ36A-F](#) [HSPC16701B02TP](#) [JANTX1N6126A](#) [D3V3Q1B2DLP3-7](#) [D55V0M1B2WS-7](#) [SCM1293A-04SO](#)
[ESD200-B1-CSP0201 E6327](#) [SM12-7](#) [CEN955 W/DATA](#) [VESD12A1A-HD1-GS08](#) [CPDQC5V0-HF](#) [D1213A-01LP4-7B](#) [ESD101-B1-02EL](#)
[E6327](#) [AOZ8808DI-03](#) [5KP15A](#) [5KP48A](#) [5KP90A](#) [ESD3V3D7-TP](#) [15KPA36A-LF](#) [P4KE56CA](#) [P4KE68A](#) [P4KE91CATR](#) [P6KE120A](#)
[P6KE13CA](#) [P6KE43CA](#) [P6KE6.8CA](#) [P6KE8.2](#) [P6SMBJ20CA](#) [JANTX1N6072A](#) [SR2835ESKG](#) [SA90CA](#)