

## SOD-323 Plastic-Encapsulate ESD Protection Diodes

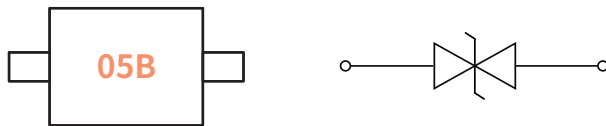
### ● Features

- Low leakage current
- SOD-323 surface mount package
- IEC 61000-4-2 (ESD Air):  $\pm 30\text{kV}$
- IEC 61000-4-2 (ESD Contact):  $\pm 30\text{kV}$
- IEC 61000-4-5 (Lightning 8/20 $\mu\text{s}$ ): 25A

### ● Applications

- LED Lighting Modules
- RS232/RS485
- CAN and LIN Bus
- Portable Instrumentation
- General Purpose I/O
- Automotive application

### ● Function Diagram



**Reverse Working Voltage**  
5V Max.  
**High capacitance**  
100pF(Max.)

SOD-323

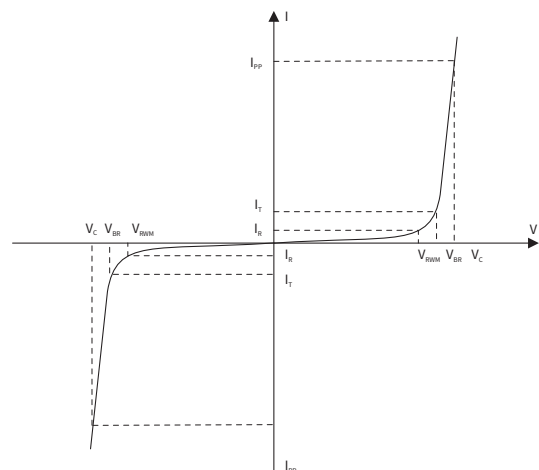


### ● Maximum Ratings (Ta=25°C Unless otherwise specified)

SYMBOL	PARAMETER	CONDITIONS	VALUE	UNIT
V <sub>ESD</sub>	Electrostatic Discharge Voltage	ESD per IEC 61000-4-2( Air )	$\pm 30$	KV
		ESD per IEC 61000-4-2( Contact)	$\pm 30$	KV
P <sub>PP</sub>	Peak Pulse Power	tp = 8/20 $\mu\text{s}$	400	W
I <sub>PP</sub>	Rated Peak Pulse Current	tp = 8/20 $\mu\text{s}$	25	A
T <sub>J</sub>	Operating JunctionTemperature Range	—	-55 to +125	°C
T <sub>STG</sub>	Operating JunctionTemperature Range	—	-55 to +150	°C

### ● Electrical Parameter

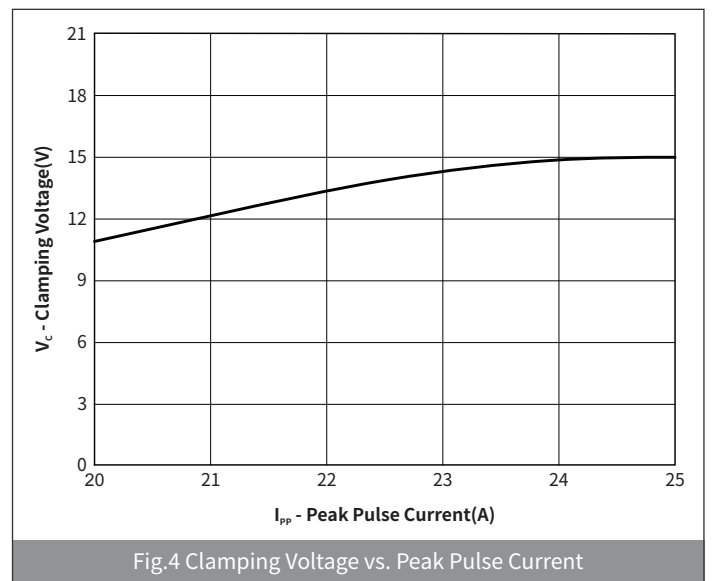
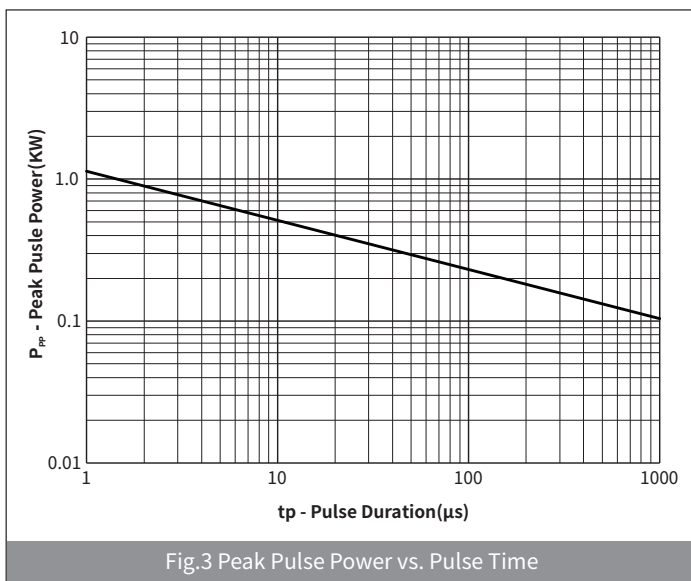
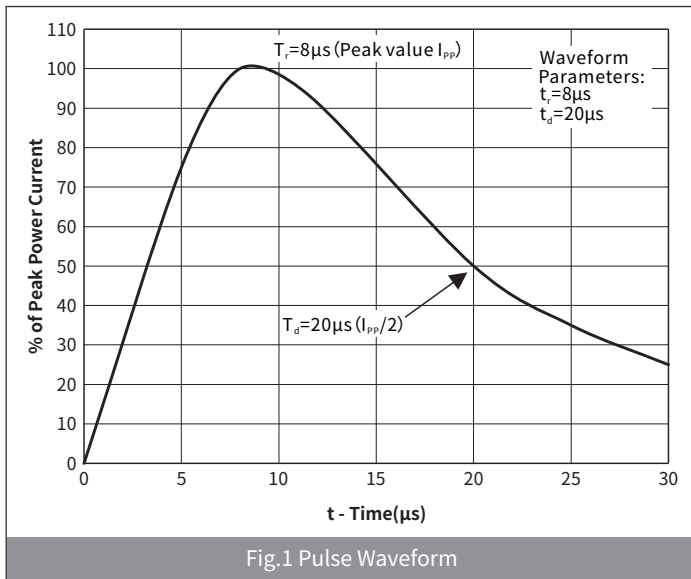
SYMBOL	PARAMETER
V <sub>C</sub>	Clamping Voltage @ I <sub>PP</sub>
V <sub>BR</sub>	Breakdown Voltage @ I <sub>T</sub>
I <sub>PP</sub>	Peak Pulse Current
I <sub>T</sub>	Test Current
I <sub>R</sub>	Reverse Leakage Current @ VRWM
V <sub>RWM</sub>	Peak Reverse Working Voltage
P <sub>PP</sub>	Peak Pulse Power Dissipation
C <sub>J</sub>	Junction Capacitance @ V <sub>R</sub> =0V,f=1MHz
I <sub>F</sub>	Forward Current
V <sub>F</sub>	Forward Voltage @I <sub>F</sub>



## Electrical Characteristics (Ta=25°C Unless otherwise specified)

PARAMETER	SYMBOL	CONDITION	Min	Typ	Max	UNIT
Peak Reverse Working Voltage	$V_{RWM}$	$T_a=25^\circ\text{C}$	—	—	5	V
Breakdown Voltage	$V_{BR}$	$I_R=1\text{mA}, T_a=25^\circ\text{C}$	6	—	9	V
Reverse Leakage Current	$I_R$	$V_R=5\text{V}, T_a=25^\circ\text{C}$	—	—	0.2	$\mu\text{A}$
Clamping Voltage	$V_C$	$I_{PP}=20\text{A}, t_p=8/20\mu\text{s}$	—	—	14	V
		$I_{PP}=25\text{A}, t_p=8/20\mu\text{s}$	—	—	16	
Junction Capacitance	$C_J$	$V_R=0\text{V}, f=1\text{MHz}$	—	—	100	pF

## Ratings And Characteristics Curves (Ta=25°C Unless otherwise specified)



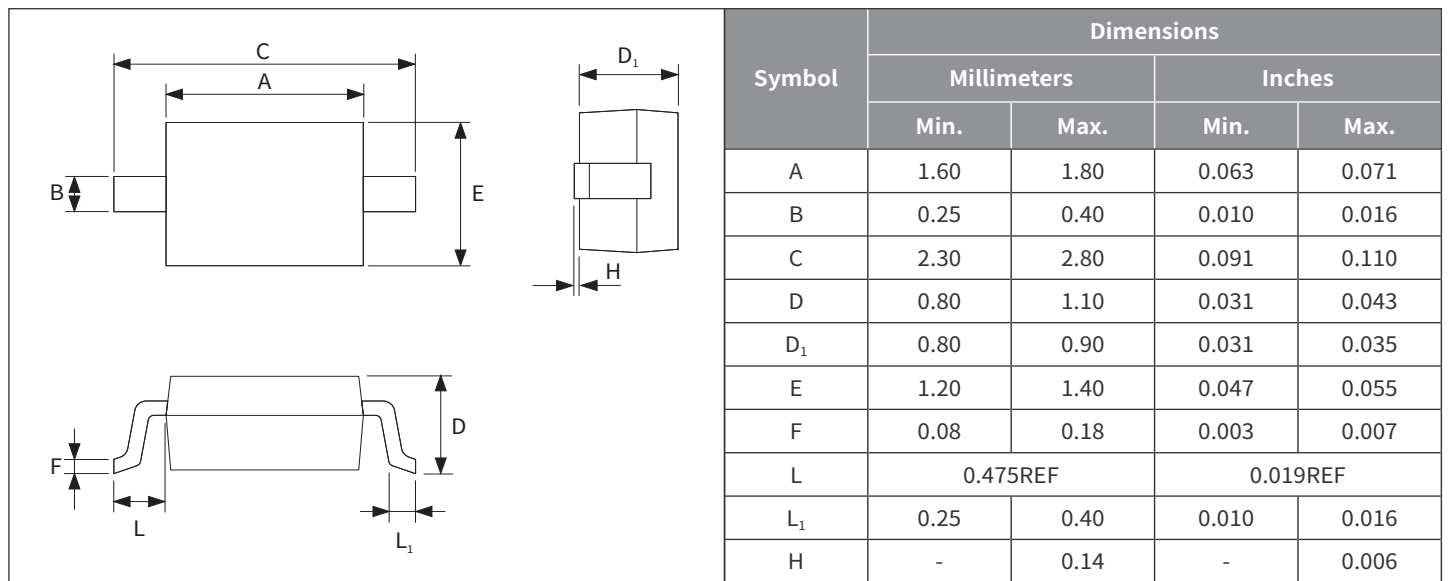
## Ordering Information

PREFERRED P/N	PACKAGE	SIZE(mm)	DELIVERY MODE	MPQ(PCS)
H5VHD3BC	SOD-323	2.55×1.30×0.95	7" REEL	3000

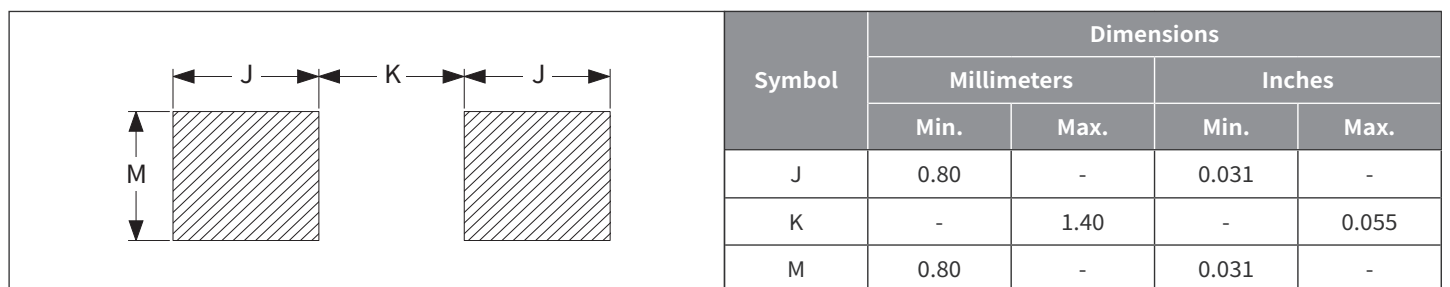
## Recommended Soldering Conditions



## Package Outline Dimensions (SOD-323)



## Suggested Pad Layout



## X-ON Electronics

Largest Supplier of Electrical and Electronic Components

*Click to view similar products for [ESD Suppressors / TVS Diodes](#) category:*

*Click to view products by [hongjiacheng](#) manufacturer:*

Other Similar products are found below :

[60KS200C](#) [D18V0L1B2LP-7B](#) [D5V0F4U5P5-7](#) [NTE4902](#) [P4KE27CA](#) [P6KE11CA](#) [P6KE8.2A](#) [SA60CA](#) [SA64CA](#) [SMBJ12CATR](#)  
[SMBJ33CATR](#) [SMBJ6.5A](#) [SMBJ8.0A](#) [ESD101-B1-02ELS E6327](#) [ESD112-B1-02EL E6327](#) [ESD7451N2T5G](#) [19180-510](#) [CPDT-5V0USP-](#)  
[HF](#) [3.0SMCJ33CA-F](#) [3.0SMCJ36A-F](#) [HSPC16701B02TP](#) [JANTX1N6126A](#) [D3V3Q1B2DLP3-7](#) [D55V0M1B2WS-7](#) [SCM1293A-04SO](#)  
[ESD200-B1-CSP0201 E6327](#) [SM12-7](#) [CEN955 W/DATA](#) [VESD12A1A-HD1-GS08](#) [CPDQC5V0-HF](#) [D1213A-01LP4-7B](#) [ESD101-B1-02EL](#)  
[E6327](#) [AOZ8808DI-03](#) [5KP15A](#) [5KP48A](#) [5KP90A](#) [ESD3V3D7-TP](#) [15KPA36A-LF](#) [P4KE56CA](#) [P4KE68A](#) [P4KE91CATR](#) [P6KE120A](#)  
[P6KE13CA](#) [P6KE43CA](#) [P6KE6.8CA](#) [P6KE8.2](#) [P6SMBJ20CA](#) [JANTX1N6072A](#) [SR2835ESKG](#) [SA90CA](#)