

SOT-23 Plastic-Encapsulate MOSFETS

Features

- $V_{DS}=30V$
- $I_D=2.5A$
- $R_{DS(on)}@V_{GS}=10V < 50m\Omega$
- $R_{DS(on)}@V_{GS}=4.5V < 58m\Omega$
- Trench Power MV MOSFET technology
- Voltage controlled small signal switch
- Fast Switching Speed

Drain-source Voltage

30 V

Drain Current

2.5 Ampere


Applications

- Battery operated systems
- Solid-state relays
- Direct logic-level interface: TTL/CMOS

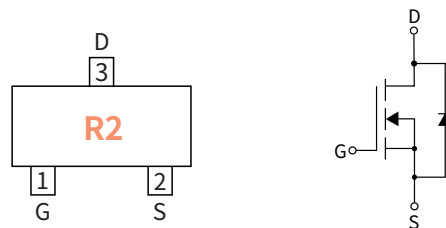
Mechanical Data

- Case: SOT-23
- Molding compound meets UL 94V-0 flammability rating, RoHS-compliant, halogen-free
- Terminals: Solder plated, solderable per MIL-STD-750, Method 2026

SOT-23



Reference News



Maximum Ratings (Ta=25°C Unless otherwise specified)

PARAMETER	SYMBOL	UNIT	VALUE
Drain-source Voltage	V_{DS}	V	30
Gate-source Voltage	V_{GS}	V	± 12
Drain Current	I_D	A	2.5
$T_A=25^\circ\text{C}$ @ Steady State			
Pulsed Drain Current	I_{DM}	A	16
Total Power Dissipation @ $T_A=25^\circ\text{C}$	P_D	W	1.0
Thermal Resistance Junction-to-Ambient @ Steady State	$R_{\theta JA}$	$^\circ\text{C} / \text{W}$	125
Junction and Storage Temperature Range	T_J, T_{STG}	$^\circ\text{C}$	-55 ~ +150

Ordering Information

PACKAGE	PACKAGE CODE	UNIT WEIGHT(g)	REEL(pcs)	BOX(pcs)	CARTON(pcs)	DELIVERY MODE
SOT-23	R1	0.008	3000	45000	180000	7"

● **Static Parameter Characteristics** (Ta=25°C Unless otherwise specified)

PARAMETER	SYMBOL	Condition	UNIT	Min	Typ	Max
Drain-Source Breakdown Voltage	BV_{DSS}	$V_{GS}=0V, I_D=250\mu A$	V	30	—	—
Zero Gate Voltage Drain Current	I_{DSS}	$V_{DS}=24V, V_{GS}=0V$	μA	—	—	1.0
Gate-Body Leakage Current	I_{GSS}	$V_{GS}=\pm 12V, V_{DS}=0V$	nA	—	—	± 100
Gate Threshold Voltage	$V_{GS(th)}$	$V_{DS}=V_{GS}, I_D=250\mu A$	V	0.65	0.9	1.5
Static Drain-Source On-Resistance	$R_{DS(on)}$	$V_{GS}=10V, I_D=2.5A$	m Ω	—	35	50
		$V_{GS}=4.5V, I_D=2.5A$		—	38	58
		$V_{GS}=2.5V, I_D=2.5A$		—	50	90
Forward Transconductance	g_{fs}	$V_{DS}=5.0V, I_D=4.0A$	S	—	8.0	—
Diode Forward Voltage	V_{SD}	$I_S=1.0A, V_{GS}=0V$	V	—	—	1.0

● **Dynamic Parameters** (Ta=25°C Unless otherwise specified)

PARAMETER	SYMBOL	Condition	UNIT	Min	Typ	Max
Input Capacitance	C_{iss}	$V_{DS}=0V$ $V_{GS}=15V$ $f=1MHz$	pF	—	390	—
Output Capacitance	C_{oss}			—	55	—
Reverse Transfer Capacitance	C_{rss}			—	41	—

● **Switching Parameters** (Ta=25°C Unless otherwise specified)

PARAMETER	SYMBOL	Condition	UNIT	Min	Typ	Max
Total Gate Charge	Q_g	$V_{GS}=10V$ $V_{DS}=15V$ $I_D=-2.0A$	nC	—	5.0	—
Gate-Source Charge	Q_{gs}			—	1.0	—
Gate-Drain Charge	Q_{gd}			—	2.0	—
Turn-on Delay Time	$t_{D(on)}$	$V_{GS}=10V, V_{DS}=15V$ $R_L=3.75\Omega, R_{GEN}=6.0\Omega$	ns	—	4.0	—
Turn-on Rise Time	t_r			—	2.0	—
Turn-off Delay Time	$t_{D(off)}$			—	18	—
Turn-off fall Time	t_f			—	2.0	—

● Ratings And Characteristics Curves (Ta=25°C Unless otherwise specified)

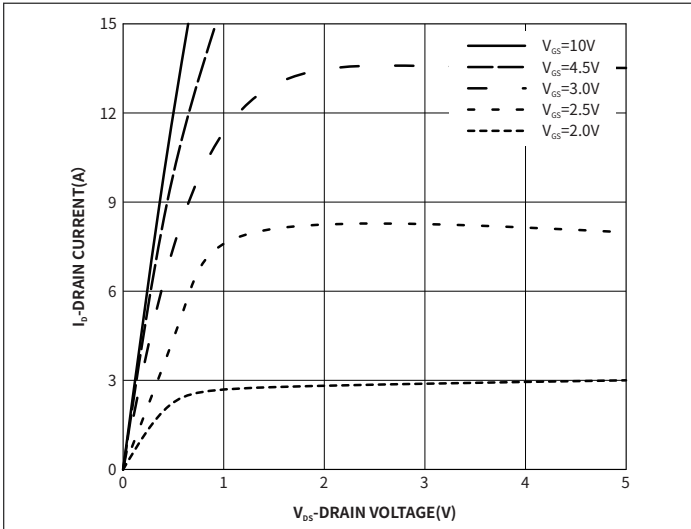


Fig.1 Output Characteristics

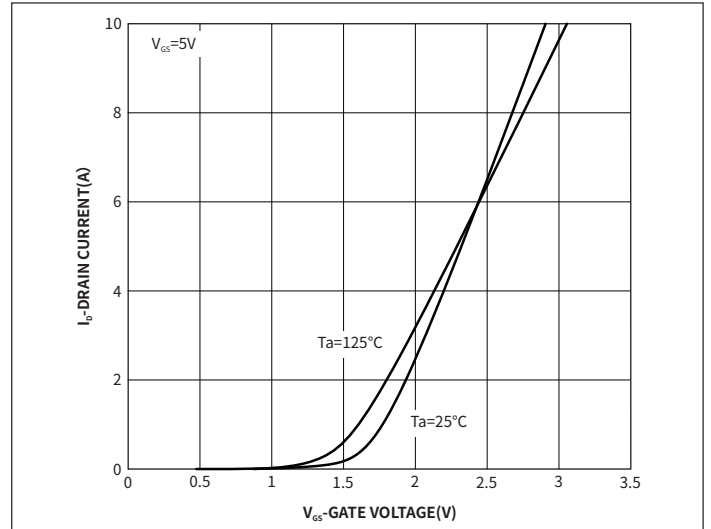


Fig.2 Transfer Characteristics

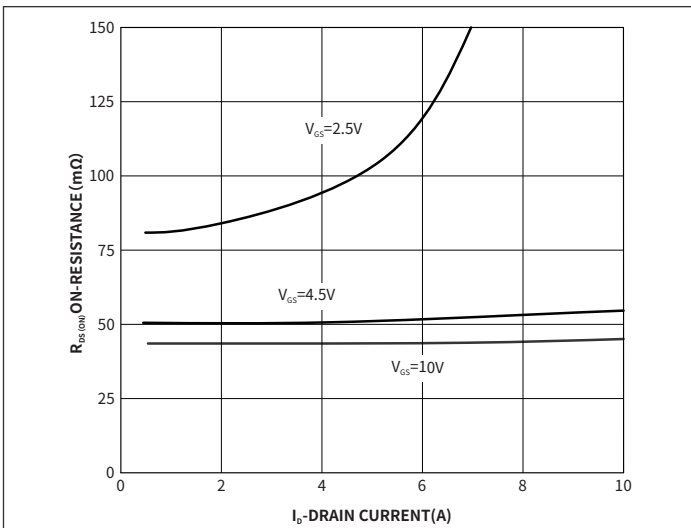


Fig.3 On-Resistance vs. Drain Current and Gate Voltage

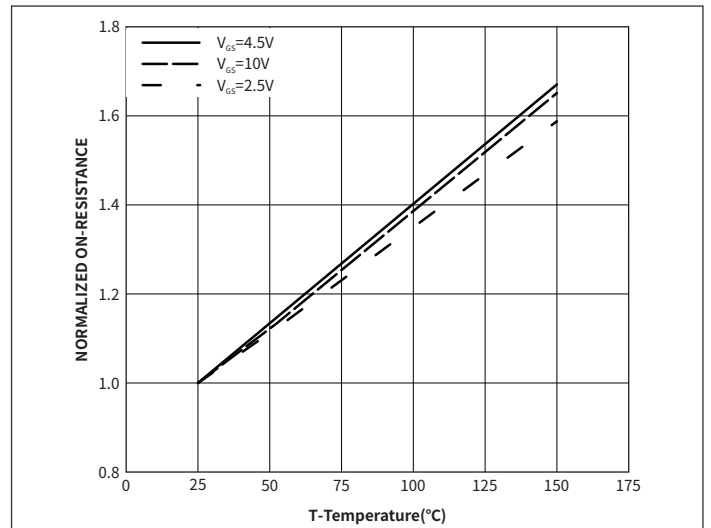


Fig.4 On-Resistance vs. Junction Temperature

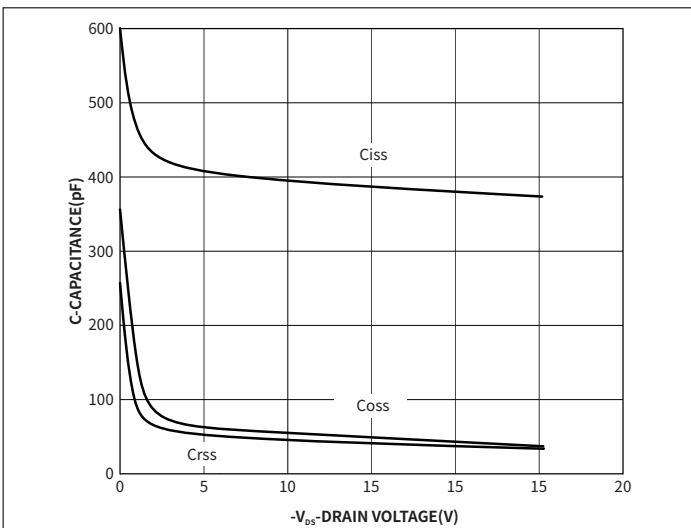


Fig.5 Capacitance Characteristics

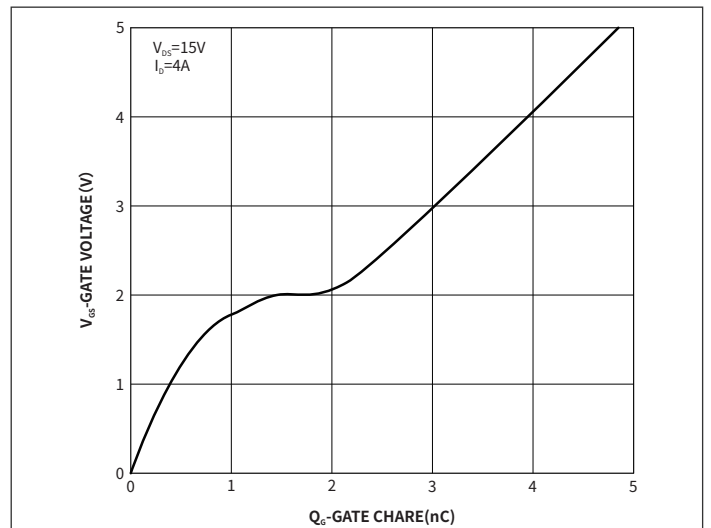
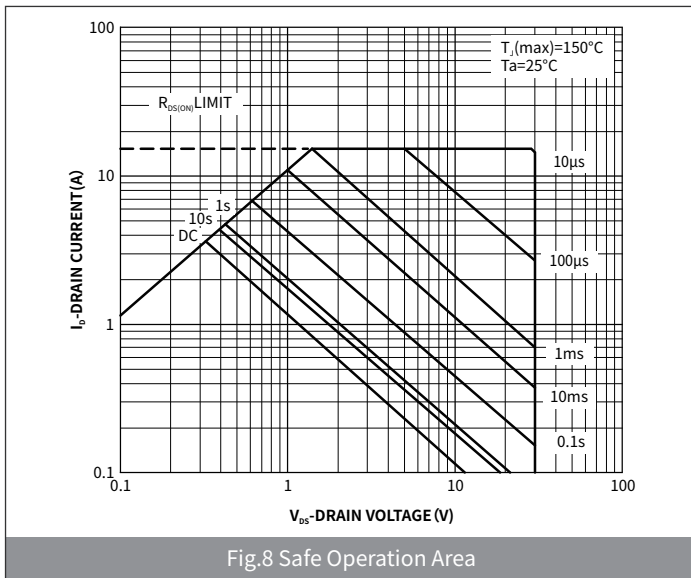
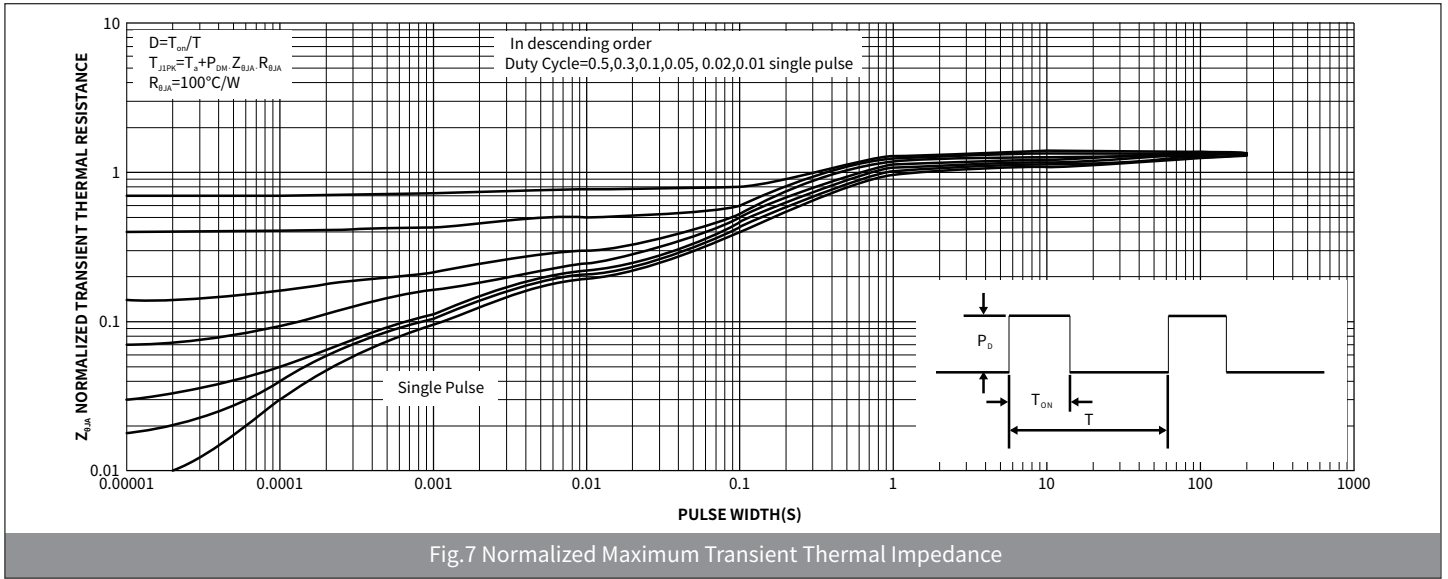


Fig.6 Gate Charge

● Ratings And Characteristics Curves (Ta=25°C Unless otherwise specified)



● Package Outline Dimensions (SOT-23)

Symbol	Dimensions			
	Millimeters		Inches	
	Min.	Max.	Min.	Max.
A	0.90	1.15	0.035	0.045
A1	-	0.10	-	0.004
A2	0.90	1.05	0.035	0.041
b	0.30	0.50	0.012	0.020
c	0.10	0.20	0.004	0.008
D	2.80	3.00	0.110	0.118
E	1.20	1.40	0.047	0.055
E1	2.25	2.55	0.089	0.100
e	0.950TYP		0.037TYP	
e1	1.80	2.00	0.071	0.079
L	0.550REF		0.022REF	
L1	0.30	0.50	0.012	0.020
θ	-	8°	-	8°

● Suggested Pad Layout

Symbol	Dimensions			
	Millimeters		Inches	
	Min.	Max.	Min.	Max.
J	0.80	-	0.031	-
K	-	0.90	-	0.035
M	2.00	-	0.078	-
N	-	1.90	-	0.074

X-ON Electronics

Largest Supplier of Electrical and Electronic Components

Click to view similar products for [MOSFET](#) category:

Click to view products by [hongjiacheng](#) manufacturer:

Other Similar products are found below :

[IRFD120](#) [IRFY240C](#) [JANTX2N5237](#) [2SK2267\(Q\)](#) [BUK455-60A/B](#) [MIC4420CM-TR](#) [VN1206L](#) [NDP4060](#) [SI4482DY](#)
[IPS70R2K0CEAKMA1](#) [SQD23N06-31L-GE3](#) [TK16J60W,S1VQ\(O](#) [2SK2614\(TE16L1,Q\)](#) [DMN1017UCP3-7](#) [EFC2J004NUZTDG](#)
[DMN1053UCP4-7](#) [SQJ469EP-T1-GE3](#) [NTE2384](#) [DMC2700UDMQ-7](#) [DMN2080UCB4-7](#) [DMN61D9UWQ-13](#) [US6M2GTR](#)
[DMN31D5UDJ-7](#) [DMP22D4UFO-7B](#) [DMN1006UCA6-7](#) [DMN16M9UCA6-7](#) [STF5N65M6](#) [IRF40H233XTMA1](#) [STU5N65M6](#)
[DMN6022SSD-13](#) [DMN13M9UCA6-7](#) [DMTH10H4M6SPS-13](#) [DMN2990UFB-7B](#) [IPB80P04P405ATMA2](#) [2N7002W-G](#) [MCAC30N06Y-](#)
[TP](#) [MCQ7328-TP](#) [NTMC083NP10M5L](#) [NVMFS2D3P04M8LT1G](#) [BXP7N65D](#) [BXP4N65F](#) [AOL1454G](#) [WMJ80N60C4](#) [BXP2N20L](#)
[BXP2N65D](#) [BXT1150N10J](#) [BXT1700P06M](#) [TSM60NB380CP](#) [ROG](#) [RQ7L055BGTCR](#) [DMNH15H110SK3-13](#)