

► Features

- Low reverse leakage Low power losses
- Ideal for automated placement
- High forward surge current capability
- Glass passivated Standard rectifiers
- Meets MSL level 1, per J-STD-020, LF maximum peak of 260°C

► Applications

For use in general purpose rectification of power supplies, inverters, converters, and freewheeling diodes for consumer and telecommunication

► Mechanical Data

- Case: DO-214AC(SMA)
Molding compound meets UL 94V-0 flammability rating, RoHS-compliant, halogen-free
- Terminals: Solder plated, solderable per MIL-STD-750, Method 2026
- Polarity: Cathode line denotes the cathode end

► Maximum Ratings (Ta=25°C Unless otherwise specified)

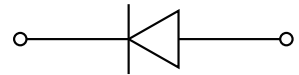
PARAMETER	SYMBOL	UNIT	M1	M2	M3	M4	M5	M6	M7
Device marking code			M1	M2	M3	M4	M5	M6	M7
Maximum Repetitive Peak Reverse Voltage	V_{RRM}	V	50	100	200	400	600	800	1000
Maximum RMS Voltage	V_{RMS}	V	35	70	140	280	420	560	700
Maximum DC blocking Voltage	V_{DC}	V	50	100	200	400	600	800	1000
Maximum Average Forward Rectified Current @60Hz sinewave, Resistance load, TL (Fig.1)	$I_{F(AV)}$	A	1.0						
Non-repetitive Peak Forward Surge Current @ t=8.3ms Half-sine wave	I_{FSM}	A	30						
Storage temperature	T_{stg}	°C	-55 ~ +150						
Junction temperature	T_j	°C	-55 ~ +150						
Typical Thermal Resistance	$R_{\theta J-A}^{(1)}$	°C /W	65						
	$R_{\theta J-L}^{(1)}$	°C /W	25						

Note : (1) Thermal resistance from junction to ambient and from junction to lead mounted on P.C.B. with 0.2" × 0.2" (5.0mm x 5.0mm) copper pad areas

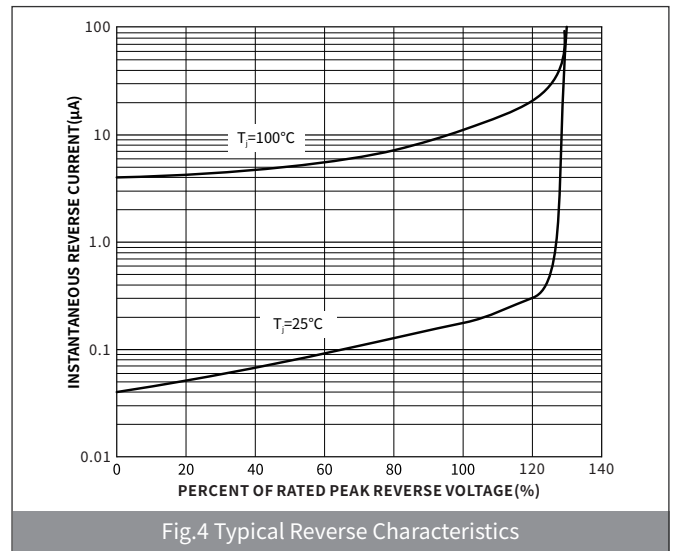
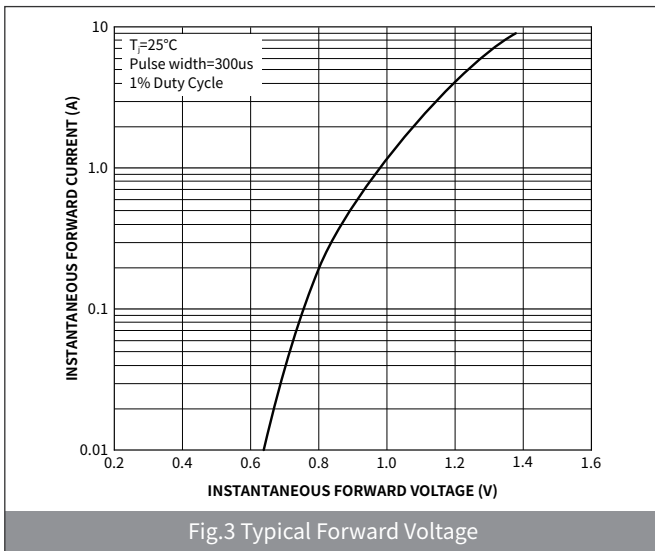
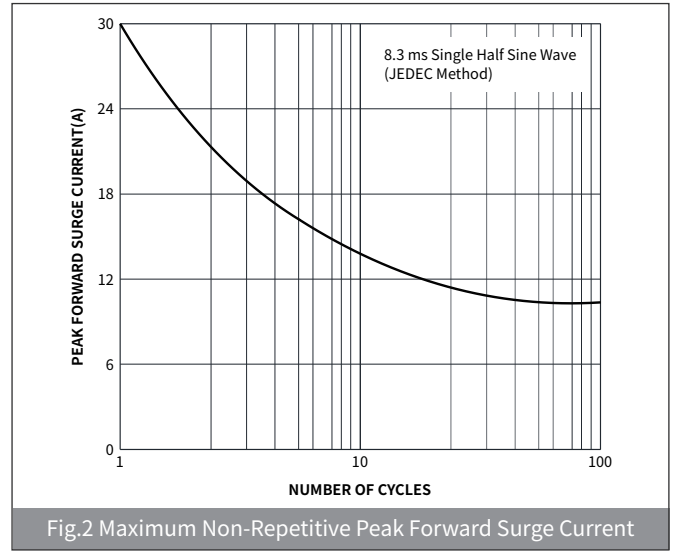
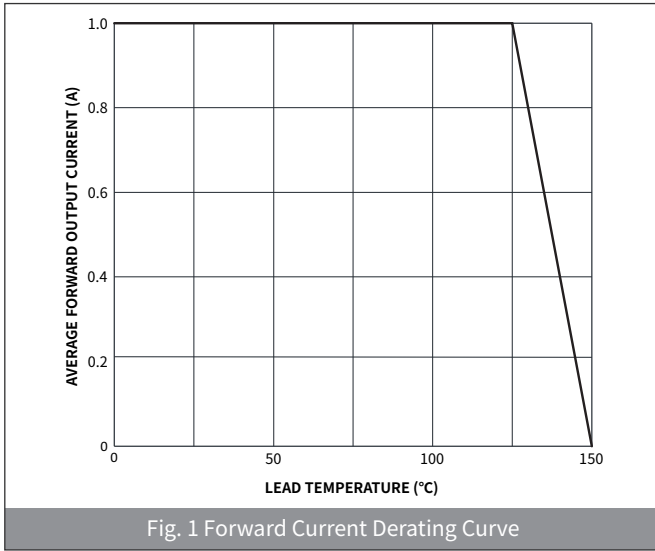
► Electrical Characteristics (Ta=25°C Unless otherwise specified)

PARAMETER	TEST CONDITIONS	SYMBOL	UNIT	M1	M2	M3	M4	M5	M6	M7
Maximum instantaneous forward voltage	$I_F=1.0A$	V_F	V	1.0						
Maximum DC reverse current at rated DC blocking voltage	$V_{RM}=V_{RRM}$	I_R	μA	2.0						
				200						
Typical junction capacitance	4.0V DC, 1MHz	C_j	pF	18						

DO-214AC(SMA)



▶ Ratings And Characteristics Curves (Ta=25°C Unless otherwise specified)



▶ Ordering Information

PACKAGE	PACKAGE CODE	UNIT WEIGHT(g)	REEL(pcs)	BOX(pcs)	CARTON(pcs)	DELIVERY MODE
SMA	R2	0.07	5000	10000	80000	11"
SMA	R3	0.07	7500	15000	120000	13"

▶ Package Outline Dimensions (SMA/DO-214AC)

Symbol	Dimensions			
	Millimeters		Inches	
	Min.	Max.	Min.	Max.
A	1.25	1.65	0.049	0.065
B	3.95	4.65	0.156	0.183
C	2.35	2.85	0.093	0.112
D	1.98	2.41	0.078	0.095
E	0.76	1.52	0.030	0.060
F	-	0.203	-	0.008
G	4.70	5.30	0.185	0.209
H	0.15	0.31	0.006	0.012

▶ Suggested Pad Layout

Symbol	Dimensions			
	Millimeters		Inches	
	Min.	Max.	Min.	Max.
M	1.70	-	0.067	-
J	2.10	-	0.082	-
K	-	2.30	-	0.090

X-ON Electronics

Largest Supplier of Electrical and Electronic Components

Click to view similar products for [Diodes - General Purpose, Power, Switching category](#):

Click to view products by [hongjiacheng manufacturer](#):

Other Similar products are found below :

[MMBD3004S-13-F](#) [1N3611](#) [NTE156A](#) [NTE6244](#) [1SS400CST2RA](#) [SDAA13](#) [SHN2D02FUTW1T1G](#) [1N4449](#) [1N456A](#) [1N914BTR](#)
[D291S45T](#) [BAS 16-02L E6327](#) [BAS 16-02V H6327](#) [BAS 21U E6327](#) [BAS 28 E6327](#) [BAW56DWQ-7-F](#) [BAW56M3T5G](#) [BAW75-TAP](#)
[MM230L-CAA](#) [IDW40E65D1](#) [JAN1N3600](#) [JAN1N4454UR-1](#) [SMMSD4148T3G](#) [BYW95B/A52A](#) [NSVDAN222T1G](#) [CDSZC01100-HF](#)
[BAV70HDW-7](#) [BAS28-7](#) [JANTX1N6640](#) [BAW56HDW-13](#) [BAS28 TR](#) [VS-HFA04SD60STR-M3](#) [1SS388-TP](#) [BAV99TQ-13-F](#)
[BAV99HDW-13](#) [1N4004](#) [MMDB30-E28X](#) [LS4148](#) [IDV15E65D2](#) [W0503RH200S0L](#) [M0268SJ200NLF](#) [M0268RJ200NLF](#) [S3MBF](#) [US1J](#)
[DAN217U-TP](#) [SHV-06JNS-Q](#) [IDW30C65D1](#) [IDW80C65D1](#) [VS-HFA30TA60CSR-M3](#) [M1MA152WAT1](#)