

## ► Features

- High Current Capability
- Low Forward Voltage Drop
- Low IR
- Meets MSL level 1, per J-STD-020, LF maximum peak of 260°C

## ► Applications

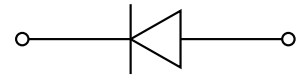
The device is a single rectifier offering low VF and excellent high temperature stability.

## ► Mechanical Data

- Case: SOD-523  
Molding compound meets UL 94V-0 flammability rating, RoHS-compliant, halogen-free
- Terminals: Solder plated, solderable per MIL-STD-750, Method 2026
- Polarity: Cathode line denotes the cathode end

## ► Maximum Ratings (Ta=25°C Unless otherwise specified)

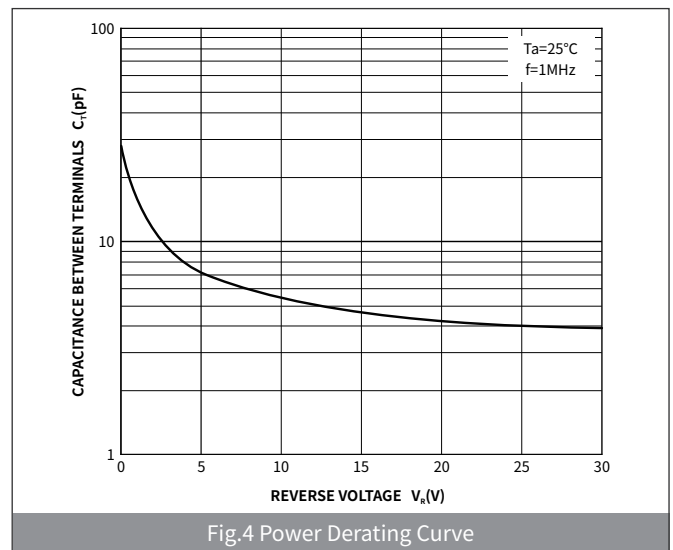
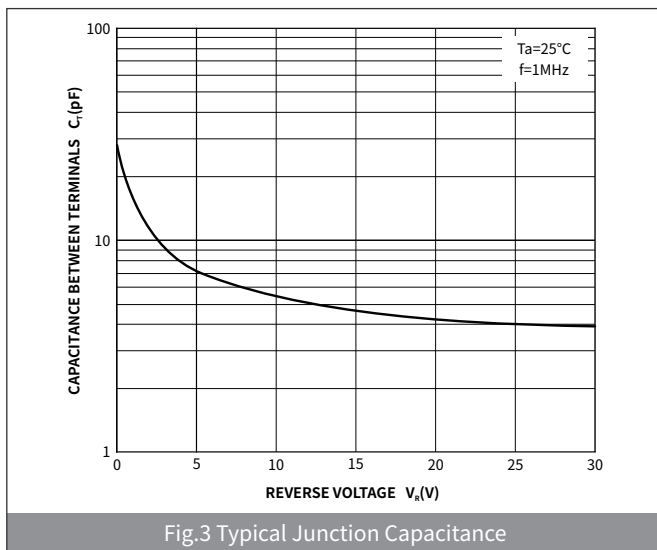
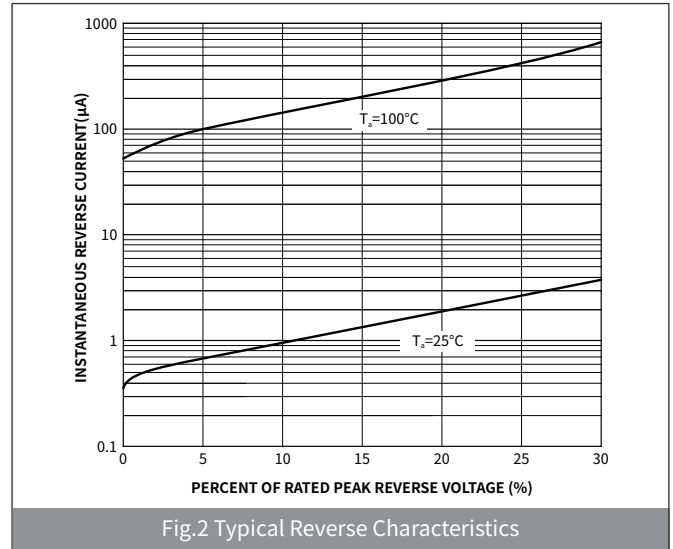
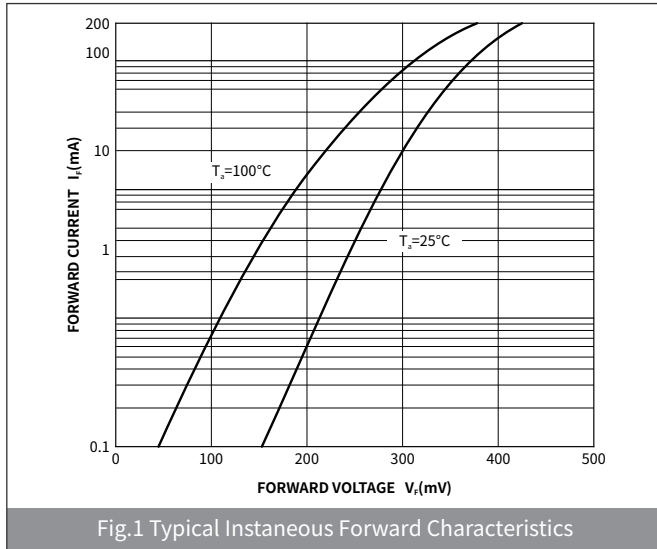
PARAMETER	SYMBOL	UNIT	VALUE
Non-Repetitive Peak reverse voltage	$V_{RM}$	V	45
Maximum Repetitive Peak Reverse Voltage	$V_{RRM}$	V	40
Maximum RMS Voltage	$V_{RMS}$	V	28
Maximum DC blocking Voltage	$V_{DC}$	V	40
Maximum average forward rectified current	$I_{F(AV)}$	mA	200
Non-repetitive Peak Forward Surge Current @ t=8.3ms Half-sine wave	$I_{FSM}$	A	1.0
Power Dissipation	$P_D$	mW	150
Storage temperature	$T_{stg}$	°C	-50 ~+150
Junction temperature	$T_j$	°C	125
Typical Thermal Resistance	$R_{\theta J-A}$	°C /W	667

**SOD-523**


## ► Electrical Characteristics (Ta=25°C Unless otherwise specified)

PARAMETER	TEST CONDITIONS	SYMBOL	UNIT	Min	Typ	Max
Maximum forward voltage	$I_F=10mA$	$V_F$	V	0.16	—	0.30
	$I_F=100mA$			0.31	—	0.45
	$I_F=200mA$			0.41	—	0.54
Maximum reverse current	$V_R=10V$	$I_R$	μA	—	—	20
	$V_R=40V$			—	—	90

► **Ratings And Characteristics Curves** ( $T_a=25^\circ\text{C}$  Unless otherwise specified)



**▶ Ordering Information**

PACKAGE	PACKAGE CODE	UNIT WEIGHT(g)	REEL(pcs)	BOX(pcs)	CARTON(pcs)	DELIVERY MODE
SOD-523	R1	0.002	3000	45000	180000	7"

**▶ Package Outline Dimensions (SOD-523)**

Symbol	Dimensions			
	Millimeters		Inches	
	Min	Max	Min	Max
A	1.10	1.30	0.044	0.052
B	0.25	0.35	0.01	0.014
C	1.50	1.70	0.06	0.068
D	0.50	0.70	0.02	0.028
E	0.70	0.90	0.028	0.036
F	0.05	0.20	0.002	0.008

**▶ Suggested Pad Layout**

Symbol	Dimensions			
	Millimeters		Inches	
	Min.	Max.	Min.	Max.
J	0.60	-	0.023	-
K	-	1.10	-	0.042
M	0.80	-	0.031	-

## X-ON Electronics

Largest Supplier of Electrical and Electronic Components

*Click to view similar products for [Schottky Diodes & Rectifiers](#) category:*

*Click to view products by [hongjiacheng](#) manufacturer:*

Other Similar products are found below :

[MA4E2039](#) [MMBD301M3T5G](#) [RB160M-50TR](#) [D83C](#) [BAS16E6433HTMA1](#) [BAS 3010S-02LRH E6327](#) [BAT 54-02LRH E6327](#)  
[NRVBAF360T3G](#) [NSR05F40QNXT5G](#) [NTE555](#) [JANS1N6640](#) [SS3003CH-TL-E](#) [GA01SHT18](#) [CRS10I30A\(TE85L,QM](#) [MBRA140TRPBF](#)  
[MBRB30H30CT-1G](#) [BAT 15-04R E6152](#) [JANTX1N5712-1](#) [DMJ3940-000](#) [SB007-03C-TB-E](#) [NRVBB20100CTT4G](#) [NRVBM120LT1G](#)  
[NTSB30U100CT-1G](#) [CRG04\(T5L,TEMQ\)](#) [ACDBA1100LR-HF](#) [ACDBA1200-HF](#) [ACDBA240-HF](#) [ACDBA3100-HF](#) [CDBQC0530L-HF](#)  
[ACDBA260LR-HF](#) [ACDBA1100-HF](#) [10BQ015-M3/5BT](#) [NRVBM120ET1G](#) [VSSB410S-M3/5BT](#) [1N5819T-G](#) [PDS1040Q-13](#) [B160BQ-13-F](#)  
[SDM05U20CSP-7](#) [BAS 70-07 E6433](#) [B140S1F-7](#) [HSM560Je3/TR13](#) [DDB2265-000](#) [ZHCS506QTA](#) [HSM190Je3/TR13](#) [B330AF-13](#)  
[ACDBUC0230-HF](#) [SDM1U100S1F-7](#) [MBR10200CTF-G1](#) [CDLL5712](#) [DMF2822-000](#)