

Features

- Low profile package
- Ideal for automated placement
- Glass passivated pallet chip junction
- Fast reverse recovery time
- Fast switching for high efficiency
- High forward surge capability

Applications

For use in fast switching rectification of power supplies, inverters, converters, and freewheeling diodes for consumer, and telecommunication.

Mechanical Data

- Case: DO-214AC(SMA)
- Molding compound meets UL 94V-0 flammability rating, RoHS-compliant, halogen-free
- Terminals: Solder plated, solderable per MIL-STD-750, Method 2026
- Polarity: Cathode line denotes the cathode end

Maximum Ratings (Ta=25°C Unless otherwise specified)

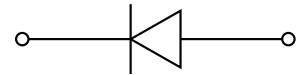
PARAMETER	SYMBOL	UNIT	RS1A	RS1B	RS1D	RS1G	RS1J	RS1K	RS1M
Maximum repetitive peak reverse voltage	V_{RRM}	V	50	100	200	400	600	800	1000
Maximum RMS Voltage	V_{RMS}	V	35	70	140	280	420	560	700
Maximum DC blocking Voltage	V_{DC}	V	50	100	200	400	600	800	1000
Average rectified output current @60Hz sine wave, Resistance load, TL (Fig.1)	$I_{F(AV)}$	A	1.0						
Forward Surge Current (Nonrepetitive) @60Hz Half-sine wave, 1 cycle, T=25°C	I_{FSM}	A	30.0						
Storage temperature	T_{stg}	°C	-55 ~ +150						
Junction temperature	T_j	°C	-55 ~ +150						
Typical Thermal Resistance	$R_{\theta J-A}^{(1)}$	°C /W	75						
	$R_{\theta J-L}^{(1)}$	°C /W	35						

Note : (1) Thermal resistance from junction to ambient and from junction to lead mounted on P.C.B. with 0.2" x 0.2" (5.0mm x 5.0mm) copper pad areas

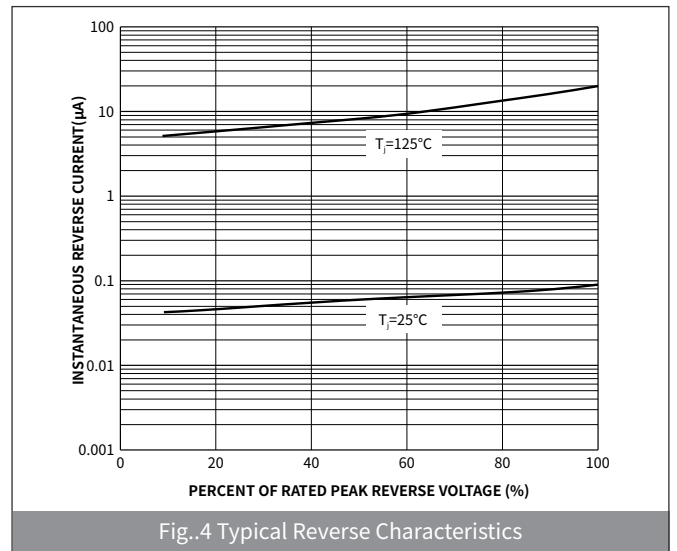
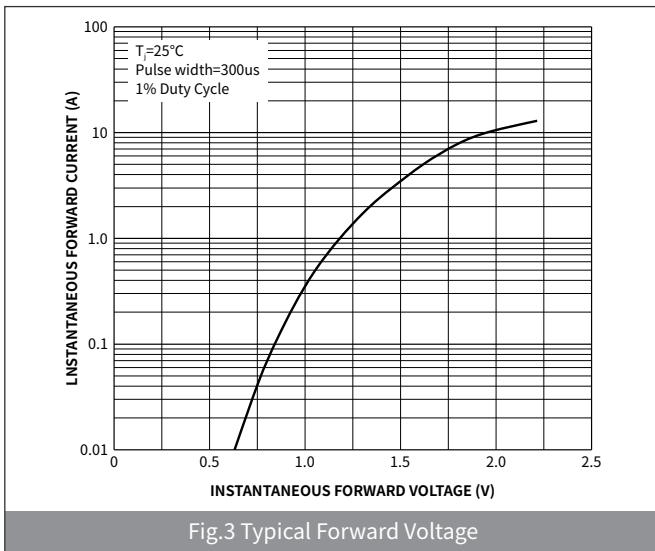
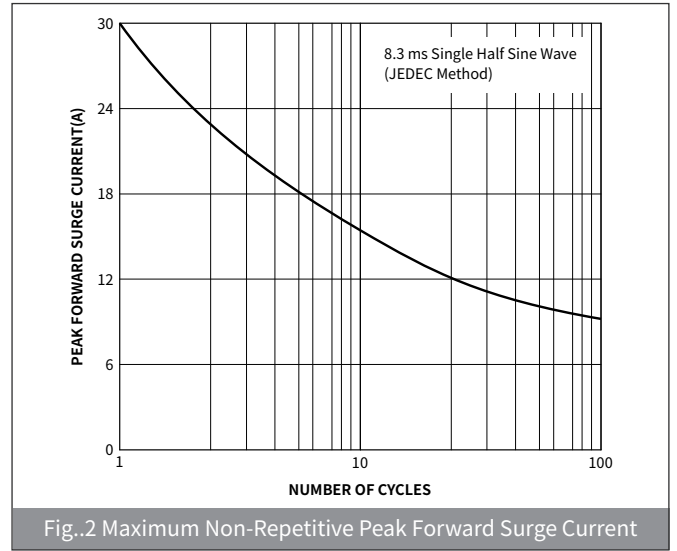
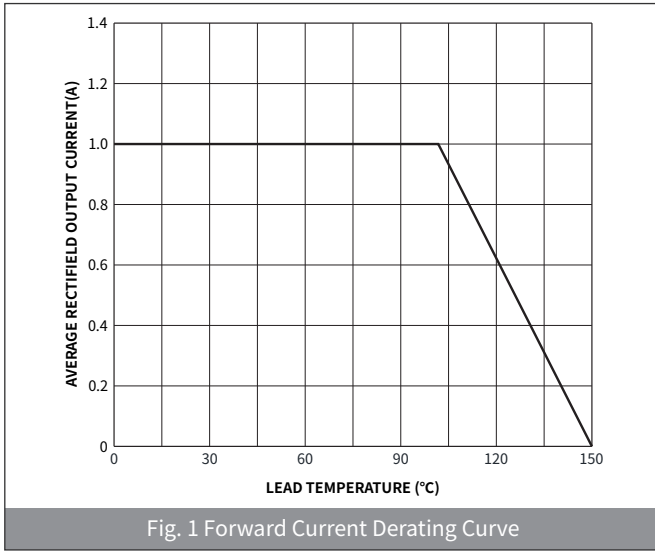
Electrical Characteristics (Ta=25°C Unless otherwise specified)

PARAMETER	TEST CONDITIONS	SYMBOL	UNIT	RS1A	RS1B	RS1D	RS1G	RS1J	RS1K	RS1M
Maximum instantaneous forward voltage	$I_F=1.0A$	V_F	V	1.3						
Maximum reverse recovery time	$I_F=0.5A, I_R=1.0A, I_{rr}=0.25A$	T_{rr}	ns	150			250		500	
Maximum DC reverse current at rated DC blocking voltage	$V_{RM}=V_{RRM}$	I_R	μA	2.0						
				200						
Typical junction capacitance	4.0V DC, 1MHz	C_j	pF	11				6		

DO-214AC(SMA)



► Ratings And Characteristics Curves (Ta=25°C Unless otherwise specified)

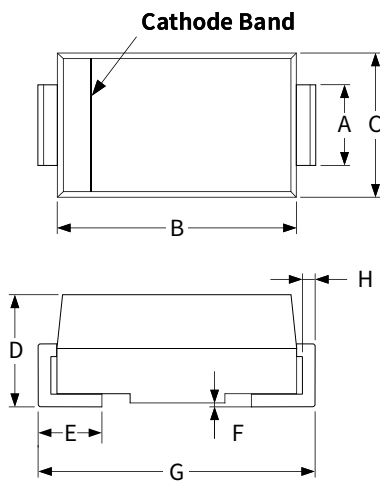


▶ Ordering Information

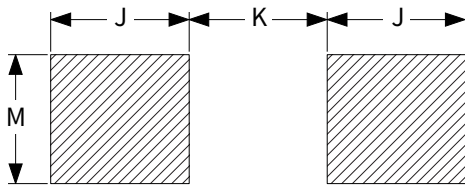
PACKAGE	PACKAGE CODE	UNIT WEIGHT(g)	REEL(pcs)	BOX(pcs)	CARTON(pcs)	DELIVERY MODE
SMA	R2	0.07	5000	10000	80000	11"
SMA	R3	0.07	7500	15000	120000	13"

▶ Package Outline Dimensions (SMA/DO-214AC)

Symbol	Dimensions			
	Millimeters		Inches	
	Min.	Max.	Min.	Max.
A	1.25	1.65	0.049	0.065
B	3.95	4.65	0.156	0.183
C	2.35	2.85	0.093	0.112
D	1.98	2.41	0.078	0.095
E	0.76	1.52	0.030	0.060
F	-	0.203	-	0.008
G	4.70	5.30	0.185	0.209
H	0.15	0.31	0.006	0.012


▶ Suggested Pad Layout

Symbol	Dimensions			
	Millimeters		Inches	
	Min.	Max.	Min.	Max.
M	1.70	-	0.067	-
J	2.10	-	0.082	-
K	-	2.30	-	0.090



X-ON Electronics

Largest Supplier of Electrical and Electronic Components

Click to view similar products for [Rectifiers](#) category:

Click to view products by [hongjiacheng](#) manufacturer:

Other Similar products are found below :

[70HFR40](#) [FR105 R0](#) [RL252-TP](#) [1N5397](#) [1N4005-TR](#) [1N4007-BP](#) [UFS120Je3/TR13](#) [20ETS12S](#) [RRE02VS6SGTR](#) [MS306](#) [A1N5404G-G](#)
[CRF02\(T5L,TEMQ\)](#) [ACGRB207-HF](#) [CLH07\(TE16L,Q\)](#) [CLH03\(TE16L,Q\)](#) [1N5395-TP](#) [UES1302](#) [ACGRC307-HF](#) [ACEFC304-HF](#) [DZ-](#)
[1380](#) [85HFR60](#) [40HFR60](#) [70HF120](#) [85HFR80](#) [SCF7500](#) [SM100](#) [ACGRA4001-HF](#) [SKN70/08](#) [NTE5819](#) [NTE5827](#) [NTE5828](#) [NTE5911](#)
[NTE5915](#) [NTE6104](#) [NTE6163](#) [NTE6164](#) [NTE6165](#) [NTE6364](#) [TSD3G](#) [SET130312](#) [NRVUS110VT3G](#) [UES1106](#) [UES1306](#)
[NRVUS240VT3G](#) [D5FE60-5063](#) [R4000GPS-TP](#) [D4015L56TP](#) [UES1306HR2](#) [FX20K120](#) [D20XB60-7101](#)