

Features

- V_R 40V/30/20V
- I_{FAV} 350mA
- For Surface Mount Application and High Current Capability
- Moisture Sensitivity Level 1

Applications

The device is a single rectifier offering low VF and excellent high temperature stability.

Mechanical Data

- Case: SOD-123
- Molding compound meets UL 94V-0 flammability rating, RoHS-compliant, halogen-free
- Terminals: Solder plated, solderable per MIL-STD-750, Method 2026
- Polarity: Cathode line denotes the cathode end

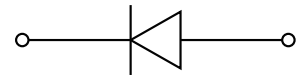
Maximum Ratings (Ta=25°C Unless otherwise specified)

PARAMETER	SYMBOL	UNIT	SD103AW	SD103BW	SD103CW
Maximum repetitive peak reverse voltage	V_{RRM}	V	40	30	20
Maximum RMS Voltage	V_{RMS}	V	28	21	18
Maximum DC blocking Voltage	V_{DC}	V	40	30	20
Maximum average forward rectified current	$I_{F(AV)}$	mA	350		
Non-repetitive Peak Forward Surge Current @ t=8.3ms Half-sine wave	I_{FSM}	A	2.0		
Power Dissipation	P_d	mW	400		
Storage temperature	T_{stg}	°C	-55 ~+150		
Junction temperature	T_j	°C	125		
Typical Thermal Resistance	$R_{\theta J-A}$	°C /W	250		

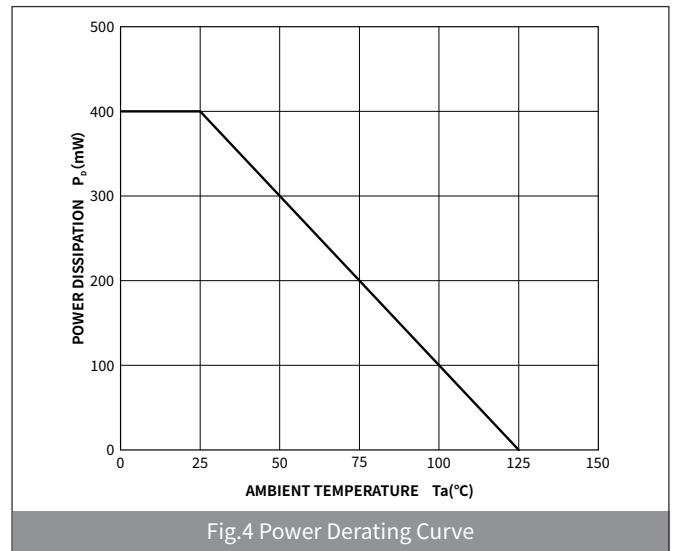
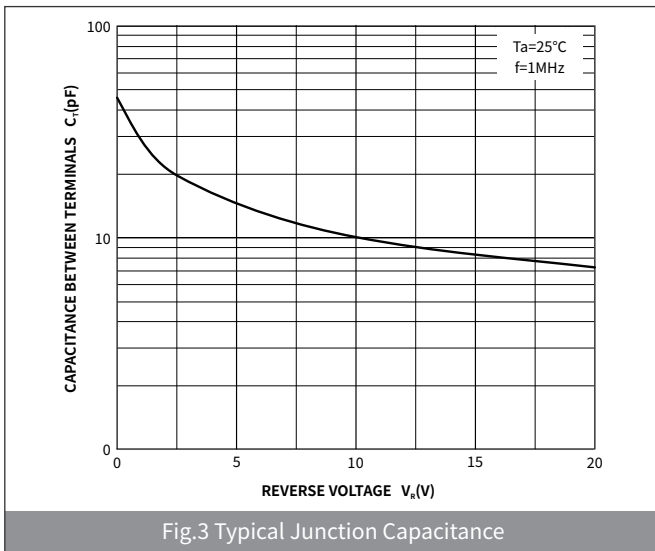
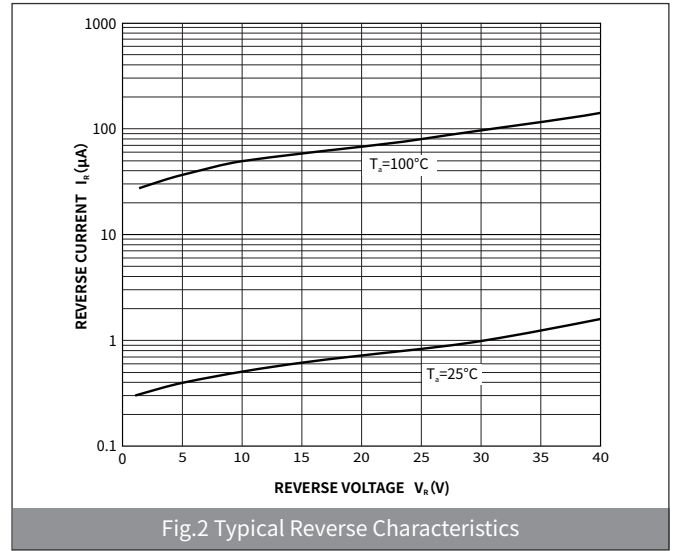
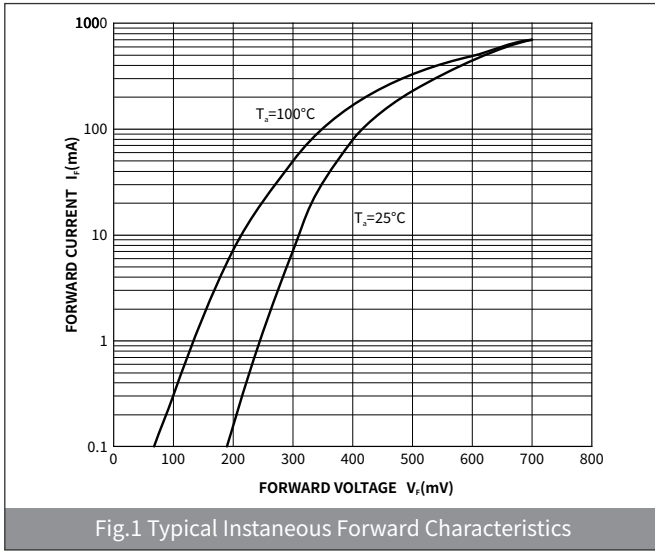
Electrical Characteristics (Ta=25°C Unless otherwise specified)

PARAMETER	TEST CONDITIONS	SYMBOL	UNIT	SD103AW	SD103BW	SD103CW
Maximum forward voltage	$I_F=20mA$	V_F	V	0.37		
	$I_F=200mA$	V_F		0.60		
Maximum reverse current	$V_R=30V$	I_R	μA	5.0	—	—
	$V_R=20V$			—	5.0	—
	$V_R=10V$			—	—	5.0
Capacitance between terminals	$V_R = 0V, f = 1MHz$	C_T	pF	50		
Reverse Recovery time	$I_F=I_R=200mA$ $I_{rr}=0.1 \times I_R, R_L=100\Omega$	t_{rr}	ns	10		

SOD-123



► **Ratings And Characteristics Curves** ($T_a=25^\circ\text{C}$ Unless otherwise specified)



Ordering Information

PACKAGE	PACKAGE CODE	UNIT WEIGHT(g)	REEL(pcs)	BOX(pcs)	CARTON(pcs)	DELIVERY MODE
SOD-123	R1	0.012	3000	30000	120000	7"

Package Outline Dimensions (SOD-123)

Symbol	Dimensions			
	Millimeters		Inches	
	Min.	Max.	Min.	Max.
A	3.55	3.85	0.140	0.152
B	2.55	2.85	0.100	0.112
C	1.40	1.80	0.055	0.071
D	0.95	1.35	0.140	0.152
E	0.51	0.71	0.037	0.053
F	-	0.15	-	0.006
G	0.15	0.45	0.006	0.008
H	0.08	0.25	0.003	0.010
θ	-	8°	-	8°

Suggested Pad Layout

Symbol	Dimensions			
	Millimeters		Inches	
	Min.	Max.	Min.	Max.
J	0.91	-	0.036	-
K	-	2.36	-	0.092
M	1.22	-	0.048	-

X-ON Electronics

Largest Supplier of Electrical and Electronic Components

Click to view similar products for [Schottky Diodes & Rectifiers](#) category:

Click to view products by [hongjiacheng](#) manufacturer:

Other Similar products are found below :

[MA4E2039](#) [MMBD301M3T5G](#) [RB160M-50TR](#) [D83C](#) [BAS16E6433HTMA1](#) [BAS 3010S-02LRH E6327](#) [BAT 54-02LRH E6327](#)
[NRVBAF360T3G](#) [NSR05F40QNXT5G](#) [NTE555](#) [JANS1N6640](#) [SS3003CH-TL-E](#) [GA01SHT18](#) [CRS10I30A\(TE85L,QM](#) [MBRA140TRPBF](#)
[MBRB30H30CT-1G](#) [BAT 15-04R E6152](#) [JANTX1N5712-1](#) [DMJ3940-000](#) [SB007-03C-TB-E](#) [NRVBB20100CTT4G](#) [NRVBM120LT1G](#)
[NTSB30U100CT-1G](#) [CRG04\(T5L,TEMQ\)](#) [ACDBA1100LR-HF](#) [ACDBA1200-HF](#) [ACDBA240-HF](#) [ACDBA3100-HF](#) [CDBQC0530L-HF](#)
[ACDBA260LR-HF](#) [ACDBA1100-HF](#) [10BQ015-M3/5BT](#) [NRVBM120ET1G](#) [VSSB410S-M3/5BT](#) [1N5819T-G](#) [PDS1040Q-13](#) [B160BQ-13-F](#)
[SDM05U20CSP-7](#) [BAS 70-07 E6433](#) [B140S1F-7](#) [HSM560Je3/TR13](#) [DDB2265-000](#) [ZHCS506QTA](#) [HSM190Je3/TR13](#) [B330AF-13](#)
[ACDBUC0230-HF](#) [SDM1U100S1F-7](#) [MBR10200CTF-G1](#) [CDLL5712](#) [DMF2822-000](#)