

► Features

- Low profile package
- Ideal for automated placement
- Guardring for overvoltage protection
- Low power losses, high efficiency
- Meets MSL level 1, per J-STD-020, LF maximum peak of 260°C

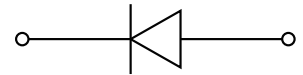
► Applications

For use in low voltage high frequency inverters, freewheeling, DC/DC converters, and polarity protection applications.

► Mechanical Data

- Case: DO-214AC(SMA)
- Molding compound meets UL 94V-0 flammability rating, RoHS-compliant, halogen-free
- Terminals: Solder plated, solderable per MIL-STD-750, Method 2026
- Polarity: Cathode line denotes the cathode end

DO-214AC(SMA)



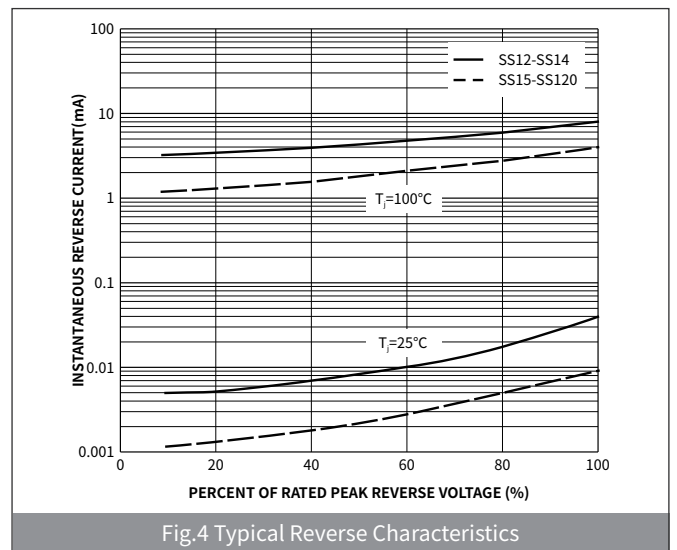
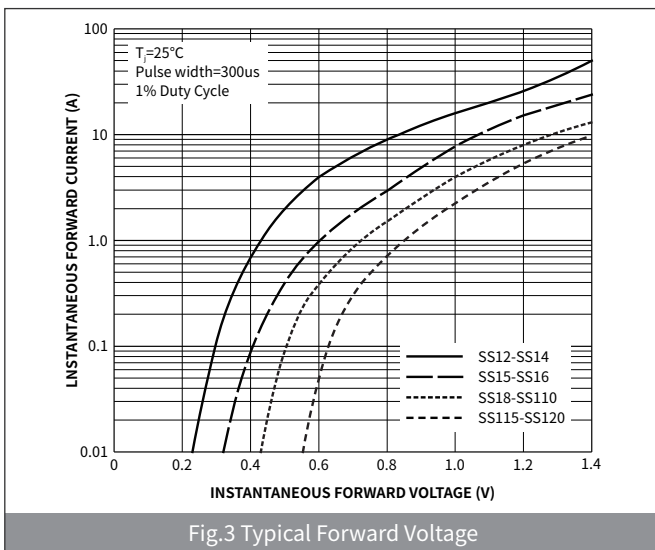
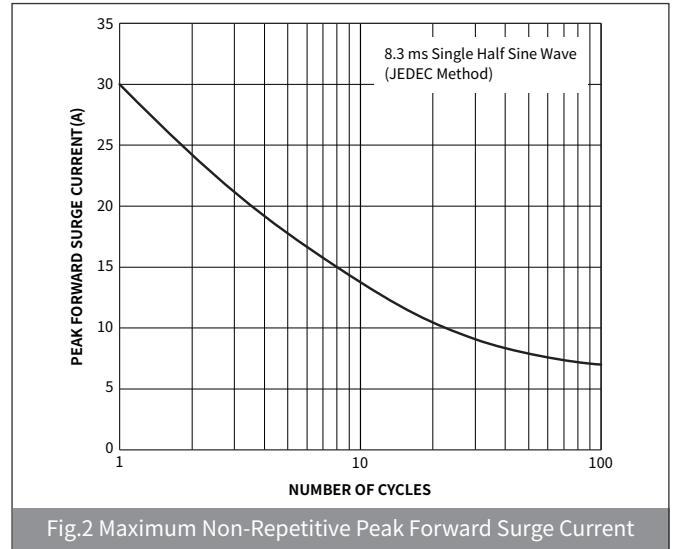
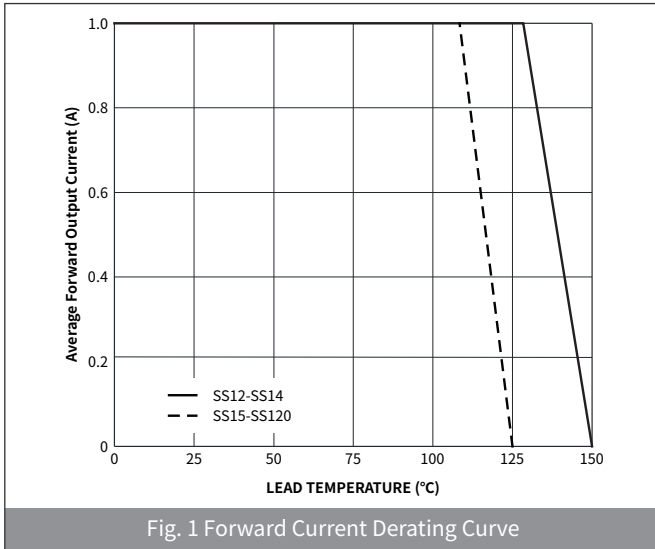
► Maximum Ratings (Ta=25°C Unless otherwise specified)

PARAMETER	SYMBOL	UNIT	SS12	SS13	SS14	SS15	SS16	SS18	SS110	SS115	SS120	
Device marking code			SS12	SS13	SS14	SS15	SS16	SS18	SS110	SS115	SS120	
Maximum Repetitive Peak Reverse Voltage	V_{RRM}	V	20	30	40	50	60	80	100	150	200	
Maximum RMS Voltage	V_{RMS}	V	14	21	28	35	42	56	70	105	140	
Maximum DC blocking Voltage	V_{DC}	V	20	30	40	50	60	80	100	150	200	
Maximum Average Forward Rectified Current @60Hz sinewave, Resistance load, TL (Fig.1)	$I_{F(AV)}$	A	1.0									
Non-repetitive Peak Forward Surge Current @t=8.3ms Half-sine wave	I_{FSM}	A	30.0									
Storage temperature	T_{stg}	°C	-55 ~ +150									
Junction temperature	T_j	°C	-55 ~ +125					-55 ~ +150				
Typical Thermal Resistance	$R_{\theta J-A}$	°C /W	80									
	$R_{\theta J-L}$	°C /W	30									

► Electrical Characteristics (Ta=25°C Unless otherwise specified)

PARAMETER	TEST CONDITIONS	SYMBOL	UNIT	SS12	SS13	SS14	SS15	SS16	SS18	SS110	SS115	SS120
Maximum instantaneous forward voltage	$I_F=1.0A$	V_F	V	0.55			0.70		0.85		0.95	
Maximum DC reverse current at rated DC blocking voltage	$V_{RM}=V_{DC}$	I_R	mA	0.2					0.05			
				10					5			
Typical junction capacitance	4.0V DC, 1MHz	C_j	pF	110				90				

► Ratings And Characteristics Curves (Ta=25°C Unless otherwise specified)



Ordering Information

PACKAGE	PACKAGE CODE	UNIT WEIGHT(g)	REEL(pcs)	BOX(pcs)	CARTON(pcs)	DELIVERY MODE
SMA	R2	0.07	5000	10000	80000	11"
SMA	R3	0.07	7500	15000	120000	13"

Package Outline Dimensions (SMA/DO-214AC)

Symbol	Dimensions			
	Millimeters		Inches	
	Min.	Max.	Min.	Max.
A	1.25	1.65	0.049	0.065
B	3.95	4.65	0.156	0.183
C	2.35	2.85	0.093	0.112
D	1.98	2.41	0.078	0.095
E	0.76	1.52	0.030	0.060
F	-	0.203	-	0.008
G	4.70	5.30	0.185	0.209
H	0.15	0.31	0.006	0.012

Suggested Pad Layout

Symbol	Dimensions			
	Millimeters		Inches	
	Min.	Max.	Min.	Max.
M	1.70	-	0.067	-
J	2.10	-	0.082	-
K	-	2.30	-	0.090

X-ON Electronics

Largest Supplier of Electrical and Electronic Components

Click to view similar products for [Schottky Diodes & Rectifiers](#) category:

Click to view products by [hongjiacheng](#) manufacturer:

Other Similar products are found below :

[MA4E2039](#) [MMBD301M3T5G](#) [RB160M-50TR](#) [D83C](#) [BAS16E6433HTMA1](#) [BAS 3010S-02LRH E6327](#) [BAT 54-02LRH E6327](#)
[NRVBAF360T3G](#) [NSR05F40QNXT5G](#) [NTE555](#) [JANS1N6640](#) [SS3003CH-TL-E](#) [GA01SHT18](#) [CRS10I30A\(TE85L,QM](#) [MBRA140TRPBF](#)
[MBRB30H30CT-1G](#) [BAT 15-04R E6152](#) [JANTX1N5712-1](#) [DMJ3940-000](#) [SB007-03C-TB-E](#) [NRVBB20100CTT4G](#) [NRVBM120LT1G](#)
[NTSB30U100CT-1G](#) [CRG04\(T5L,TEMQ\)](#) [ACDBA1100LR-HF](#) [ACDBA1200-HF](#) [ACDBA240-HF](#) [ACDBA3100-HF](#) [CDBQC0530L-HF](#)
[ACDBA260LR-HF](#) [ACDBA1100-HF](#) [10BQ015-M3/5BT](#) [NRVBM120ET1G](#) [VSSB410S-M3/5BT](#) [1N5819T-G](#) [PDS1040Q-13](#) [B160BQ-13-F](#)
[SDM05U20CSP-7](#) [BAS 70-07 E6433](#) [B140S1F-7](#) [HSM560Je3/TR13](#) [DDB2265-000](#) [ZHCS506QTA](#) [HSM190Je3/TR13](#) [B330AF-13](#)
[ACDBUC0230-HF](#) [SDM1U100S1F-7](#) [MBR10200CTF-G1](#) [CDLL5712](#) [DMF2822-000](#)