

Features

- Low profile package
- Ideal for automated placement
- Guardring for overvoltage protection
- Low power losses, high efficiency
- Meets MSL level 1, per J-STD-020, LF maximum peak of 260°C

Applications

For use in low voltage high frequency inverters, free wheeling, DC/DC converters, and polarity protection applications.

Mechanical Data

- Case: DO-214AA(SMB)
Molding compound meets UL 94V-0 flammability rating, RoHS-compliant, halogen-free
- Terminals: Solder plated, solderable per MIL-STD-750, Method 2026
- Polarity: Cathode line denotes the cathode end

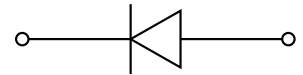
Maximum Ratings (Ta=25°C Unless otherwise specified)

PARAMETER	SYMBOL	UNIT	SS22B	SS24B	SS245B	SS26B	SS28B	SS210B	SS215B	SS220B
Device marking code			SS22B	SS24B	SS245B	SS26B	SS28B	SS210B	SS215B	SS220B
Maximum Repetitive Peak Reverse Voltage	V_{RRM}	V	20	40	45	60	80	100	150	200
Maximum RMS Voltage	V_{RMS}	V	14	28	31.5	42	56	70	105	140
Maximum DC blocking Voltage	V_{DC}	V	20	40	45	60	80	100	150	200
Maximum Average Forward Rectified Current @60Hz sinewave, Resistance load, TL (Fig.1)	$I_{F(AV)}$	A	2.0							
Non-repetitive Peak Forward Surge Current @ t=8.3ms Half-sine wave	I_{FSM}	A	50							
Storage temperature	T_{stg}	°C	-55 ~ +150							
Junction temperature	T_j	°C	-55 ~ +125				-55 ~ +150			
Typical Thermal Resistance	$R_{\theta J-A}$	°C /W	60							
	$R_{\theta J-L}$	°C /W	17							

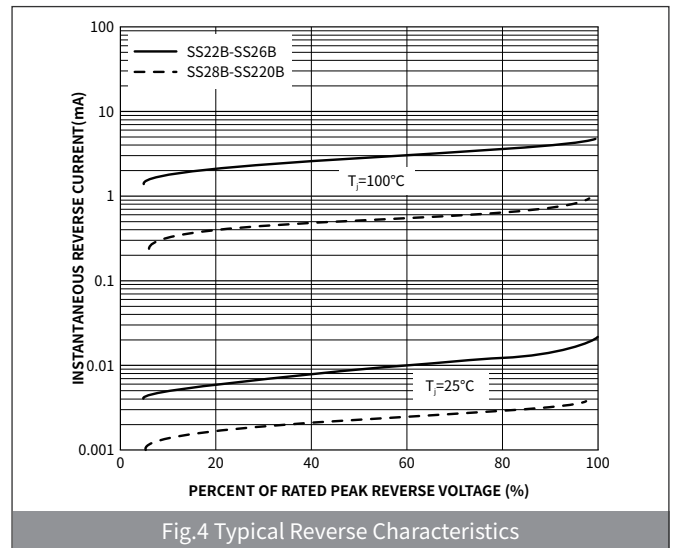
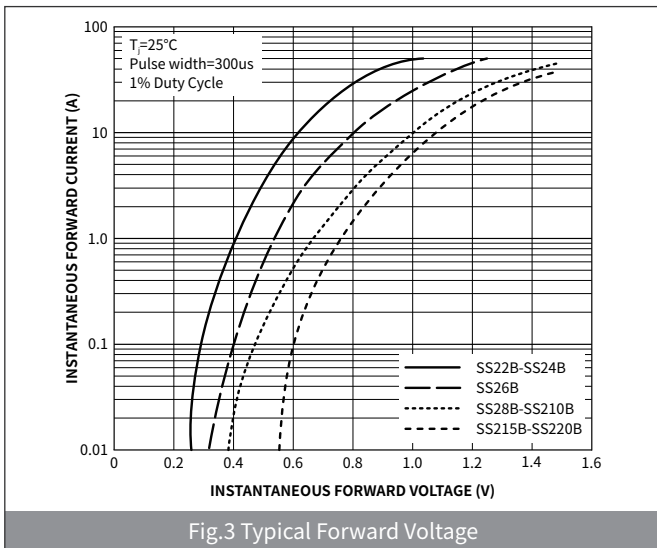
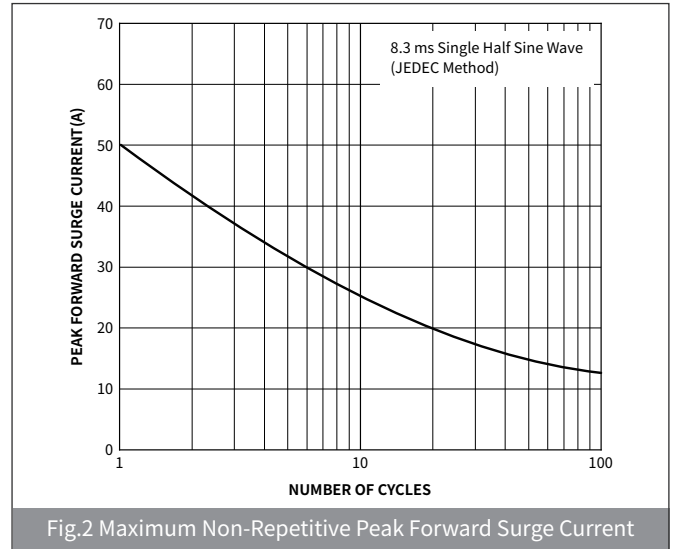
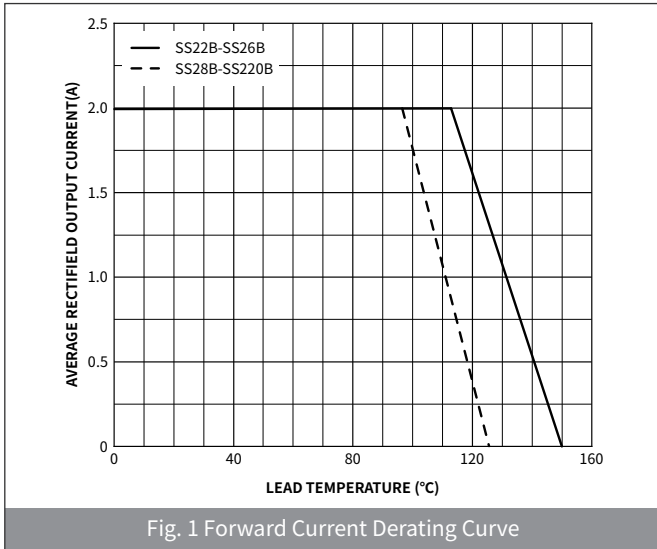
Electrical Characteristics (Ta=25°C Unless otherwise specified)

PARAMETER	TEST CONDITIONS	SYMBOL	UNIT	SS22B	SS24B	SS245B	SS26B	SS28B	SS210B	SS2150B	SS2200B
Maximum instantaneous forward voltage	$I_F=2.0A$	V_F	V	0.55			0.70	0.85		0.95	
Maximum DC reverse current at rated DC blocking voltage	$V_{RM}=V_{DC}$	I_R	mA	0.2				0.02			
				10				5.0			
Typical junction capacitance	4.0V DC, 1MHz	C_j	pF	220			180				

DO-214AA(SMB)



► **Ratings And Characteristics Curves** ($T_a=25^\circ\text{C}$ Unless otherwise specified)



▶ Ordering Information

PACKAGE	PACKAGE CODE	UNIT WEIGHT(g)	REEL(pcs)	BOX(pcs)	CARTON(pcs)	DELIVERY MODE
SMB	R3	0.098	3000	6000	48000	13"

▶ Package Outline Dimensions (SMB/DO-214AA)

Symbol	Dimensions			
	Millimeters		Inches	
	Min.	Max.	Min.	Max.
A	1.85	2.21	0.073	0.087
B	4.25	4.85	0.167	0.191
C	3.30	3.94	0.130	0.155
D	2.15	2.65	0.085	0.104
E	0.75	1.52	0.030	0.060
F	-	0.203	-	0.008
G	5.08	5.59	0.200	0.220
H	0.15	0.31	0.006	0.012

▶ Suggested Pad Layout

Symbol	Dimensions			
	Millimeters		Inches	
	Min.	Max.	Min.	Max.
M	2.26	-	0.089	-
J	2.10	-	0.085	-
K	-	2.74	-	0.107

X-ON Electronics

Largest Supplier of Electrical and Electronic Components

Click to view similar products for [Schottky Diodes & Rectifiers](#) category:

Click to view products by [hongjiacheng](#) manufacturer:

Other Similar products are found below :

[MA4E2039](#) [MMBD301M3T5G](#) [RB160M-50TR](#) [D83C](#) [BAS16E6433HTMA1](#) [BAS 3010S-02LRH E6327](#) [BAT 54-02LRH E6327](#)
[NRVBAF360T3G](#) [NSR05F40QNXT5G](#) [NTE555](#) [JANS1N6640](#) [SS3003CH-TL-E](#) [GA01SHT18](#) [CRS10I30A\(TE85L,QM](#) [MBRA140TRPBF](#)
[MBRB30H30CT-1G](#) [BAT 15-04R E6152](#) [JANTX1N5712-1](#) [DMJ3940-000](#) [SB007-03C-TB-E](#) [NRVBB20100CTT4G](#) [NRVBM120LT1G](#)
[NTSB30U100CT-1G](#) [CRG04\(T5L,TEMQ\)](#) [ACDBA1100LR-HF](#) [ACDBA1200-HF](#) [ACDBA240-HF](#) [ACDBA3100-HF](#) [CDBQC0530L-HF](#)
[ACDBA260LR-HF](#) [ACDBA1100-HF](#) [10BQ015-M3/5BT](#) [NRVBM120ET1G](#) [VSSB410S-M3/5BT](#) [1N5819T-G](#) [PDS1040Q-13](#) [B160BQ-13-F](#)
[SDM05U20CSP-7](#) [BAS 70-07 E6433](#) [B140S1F-7](#) [HSM560Je3/TR13](#) [DDB2265-000](#) [ZHCS506QTA](#) [HSM190Je3/TR13](#) [B330AF-13](#)
[ACDBUC0230-HF](#) [SDM1U100S1F-7](#) [MBR10200CTF-G1](#) [CDLL5712](#) [DMF2822-000](#)