

SMC Surface Mount Schottky Barrier Rectifier

● Features

- For surface mounted applications
- High forward surge current capability
- Guardring for overvoltage protection
- Low power losses, high efficiency
- Meets MSL level 1, per J-STD-020, LF maximum peak of 260°C

Reverse Voltage
20-200 V

Forward Current
3 Ampere


● Applications

For use in low voltage high frequency inverters, free wheeling, DC/DC converters, and polarity protection applications.

● Mechanical Data

- Case: DO-214AB(SMC)
- Molding compound meets UL 94V-0 flammability rating, RoHS-compliant, halogen-free
- Terminals: Solder plated, solderable per MIL-STD-750, Method 2026
- Polarity: Cathode line denotes the cathode end

DO-214AB(SMC)



● Function Diagram



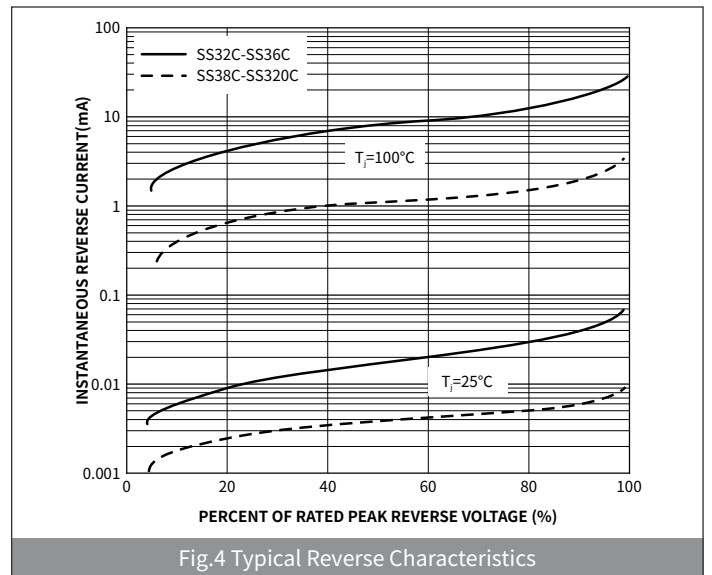
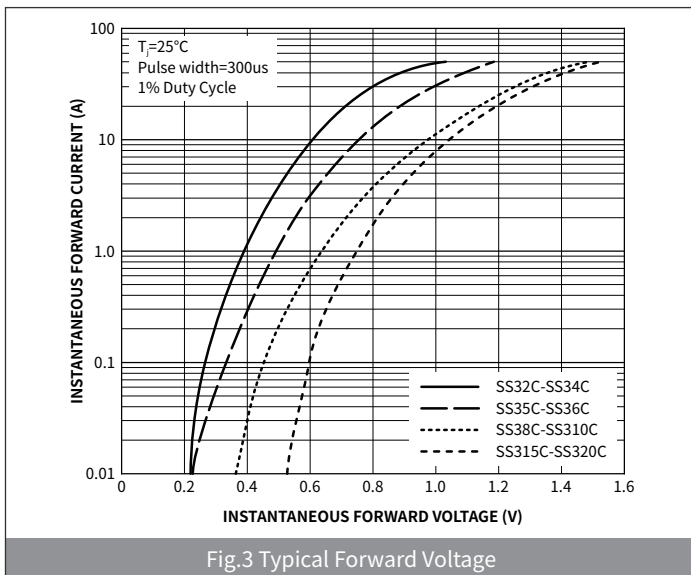
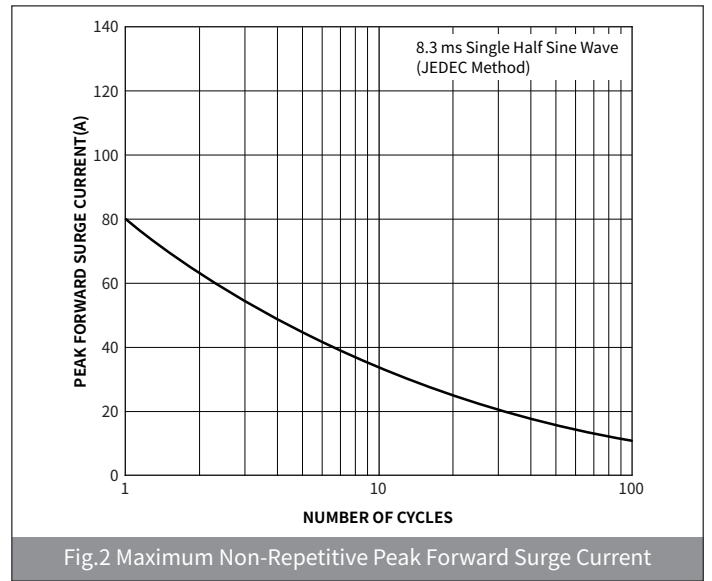
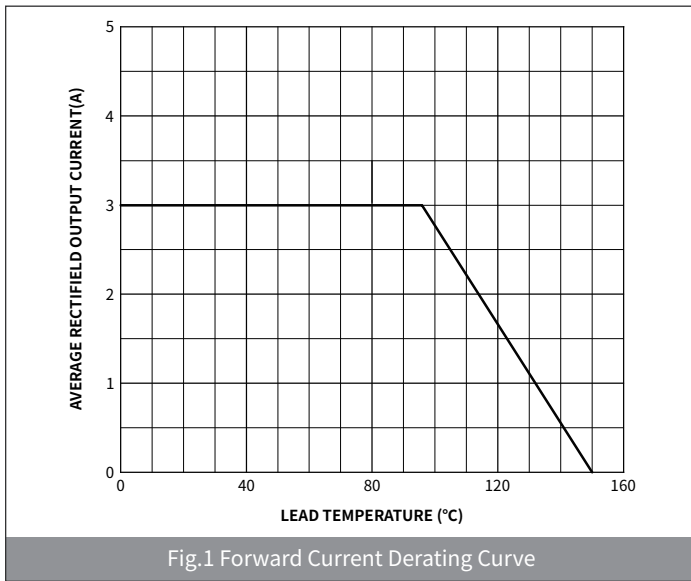
● Maximum Ratings (Ta=25°C Unless otherwise specified)

PARAMETER	SYMBOL	UNIT	SS32C	SS33C	SS34C	SS35C	SS36C	SS38C	SS310C	SS315C	SS320C
Device marking code			SS32C	SS33C	SS34C	SS35C	SS36C	SS38C	SS310C	SS315C	SS320C
Maximum Repetitive Peak Reverse Voltage	V_{RRM}	V	20	30	40	50	60	80	100	150	200
Maximum RMS Voltage	V_{RMS}	V	14	21	28	35	42	56	70	105	140
Maximum DC blocking Voltage	V_{DC}	V	20	30	40	50	60	80	100	150	200
Maximum Average Forward Rectified Current @ 60Hz sinewave, Resistance load, TL (Fig.1)	$I_{F(AV)}$	A	3.0								
Non-repetitive Peak Forward Surge Current @ t=8.3ms Half-sine wave	I_{FSM}	A	80								
Storage temperature	T_{stg}	°C	-55 ~ +150								
Junction temperature	T_j	°C	-55 ~ +125				-55 ~ +150				
Typical Thermal Resistance	$R_{\theta J-A}$	°C/W	47								
	$R_{\theta J-L}$	°C/W	17								

● **Electrical Characteristics** (Ta=25°C Unless otherwise noted)

PARAMETER	TEST CONDITIONS	SYMBOL	UNIT	SS32C	SS33C	SS34C	SS35C	SS36C	SS38C	SS310C	SS315C	SS320C
Maximum instantaneous forward voltage	$I_F=3.0A$	V_F	V	0.55		0.70		0.85		0.95		
Maximum DC reverse current at rated DC blocking voltage	$V_R=V_{DC}, T_A=25^\circ C$	I_{R1}	mA	0.5						0.05		
	$V_R=V_{DC}, T_A=100^\circ C$	I_{R2}		50						10		
Typical junction capacitance	4.0V DC, 1MHz	C_J	pF	450						350		

● **Ratings And Characteristics Curves** (Ta=25°C Unless otherwise specified)



● Ordering Information

PACKAGE	PACKAGE CODE	UNIT WEIGHT(g)	REEL(pcs)	BOX(pcs)	CARTON(pcs)	DELIVERY MODE
SMC	R3	0.257	3000	6000	48000	13"

● Package Outline Dimensions (SMC/DO-214AB)

Symbol	Dimensions			
	Millimeters		Inches	
	Min.	Max.	Min.	Max.
A	2.85	3.27	0.112	0.129
B	6.60	7.11	0.261	0.281
C	5.59	6.22	0.221	0.246
D	1.99	2.61	0.078	0.103
E	0.76	1.52	0.030	0.060
F	-	0.20	-	0.008
G	7.75	8.13	0.306	0.321
H	0.15	0.31	0.006	0.012

● Suggested Pad Layout

Symbol	Dimensions			
	Millimeters		Inches	
	Min.	Max.	Min.	Max.
M	3.82	-	0.151	-
J	3.03	-	0.120	-
K	-	3.84	-	0.152

X-ON Electronics

Largest Supplier of Electrical and Electronic Components

Click to view similar products for [Schottky Diodes & Rectifiers](#) category:

Click to view products by [hongjiacheng](#) manufacturer:

Other Similar products are found below :

[MA4E2039](#) [MMBD301M3T5G](#) [HFA35HB60C](#) [RB160M-50TR](#) [D83C](#) [BAS16E6433HTMA1](#) [BAS 3010S-02LRH](#) [E6327](#) [BAT 54-02LRH](#)
[E6327](#) [NRVBAF360T3G](#) [NSR05F40QNXT5G](#) [NTE555](#) [JANS1N6640](#) [SS3003CH-TL-E](#) [GA01SHT18](#) [CRS10I30A\(TE85L,QM](#)
[MBRA140TRPBF](#) [MBRB30H30CT-1G](#) [BAT 15-04R](#) [E6152](#) [JANTX1N5712-1](#) [DMJ3940-000](#) [SB007-03C-TB-E](#) [NRVBB20100CTT4G](#)
[NRVBM120LT1G](#) [NTSB30U100CT-1G](#) [CRG04\(T5L,TEMQ\)](#) [ACDBA1100LR-HF](#) [ACDBA1200-HF](#) [ACDBA240-HF](#) [ACDBA3100-HF](#)
[CDBQC0530L-HF](#) [ACDBA260LR-HF](#) [ACDBA1100-HF](#) [10BQ015-M3/5BT](#) [NRVBM120ET1G](#) [VSSB410S-M3/5BT](#) [1N5819T-G](#)
[PDS1040Q-13](#) [B160BQ-13-F](#) [SDM05U20CSP-7](#) [BAS 70-07](#) [E6433](#) [B140S1F-7](#) [HSM560Je3/TR13](#) [DDB2265-000](#) [ZHCS506QTA](#)
[HSM190Je3/TR13](#) [B330AF-13](#) [ACDBUC0230-HF](#) [SDM1U100S1F-7](#) [MBR10200CTF-G1](#) [CDLL5712](#)