

### Features

- Low profile package
- Ideal for automated placement
- Guardring for overvoltage protection
- Low power losses, high efficiency
- Meets MSL level 1, per J-STD-020, LF maximum peak of 260°C

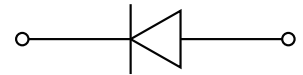
### Applications

For use in low voltage high frequency inverters, free wheeling, DC/DC converters, and polarity protection applications.

### Mechanical Data

- Case: DO-214AB(SMC)  
Molding compound meets UL 94V-0 flammability rating, RoHS-compliant, halogen-free
- Terminals: Solder plated, solderable per MIL-STD-750, Method 2026
- Polarity: Cathode line denotes the cathode end

**DO-214AB(SMC)**



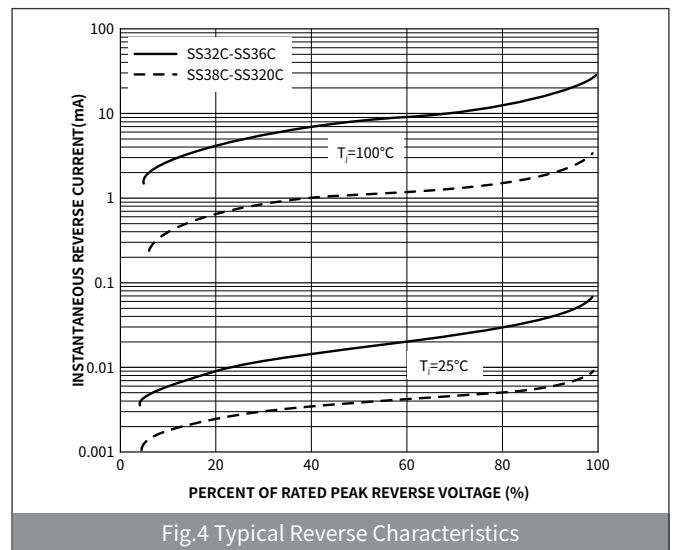
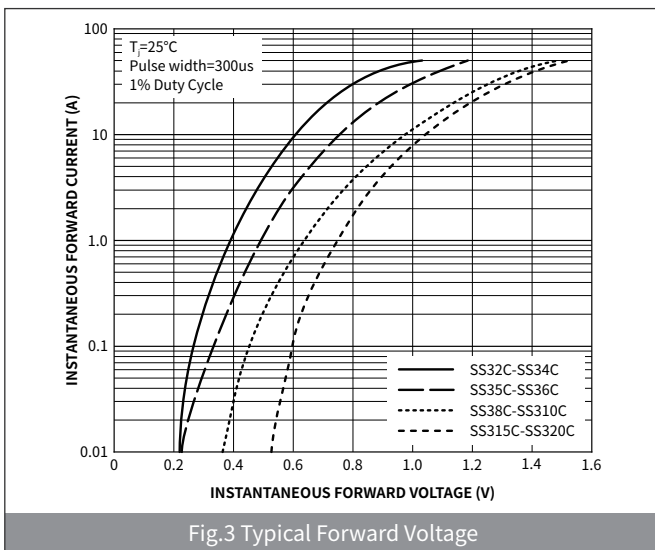
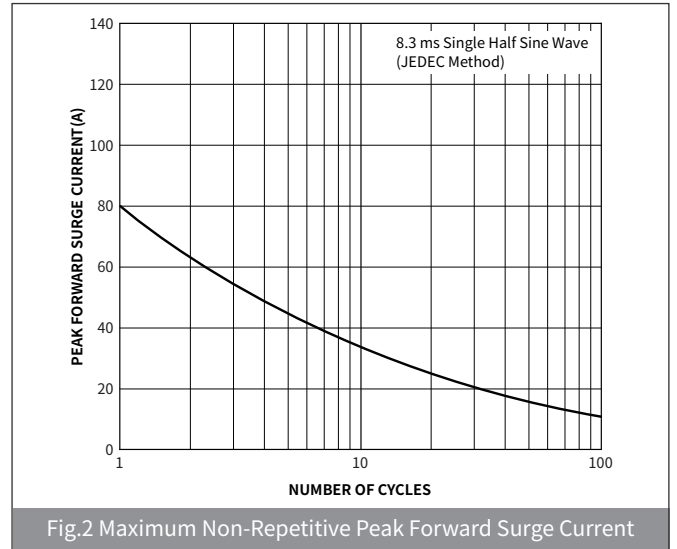
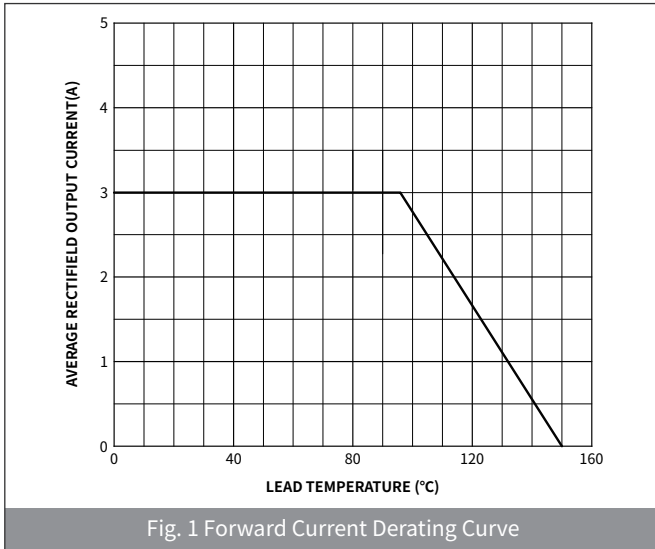
### Maximum Ratings (Ta=25°C Unless otherwise specified)

PARAMETER	SYMBOL	UNIT	SS32C	SS33C	SS34C	SS35C	SS36C	SS38C	SS310C	SS315C	SS320C
Device marking code			SS32C	SS33C	SS34C	SS35C	SS36C	SS38C	SS310C	SS315C	SS320C
Maximum Repetitive Peak Reverse Voltage	$V_{RRM}$	V	20	30	40	50	60	80	100	150	200
Maximum RMS Voltage	$V_{RMS}$	V	14	21	28	35	42	56	70	105	140
Maximum DC blocking Voltage	$V_{DC}$	V	20	30	40	50	60	80	100	150	200
Maximum Average Forward Rectified Current @60Hz sinewave, Resistance load, TL (Fig.1)	$I_{F(AV)}$	A	3.0								
Non-repetitive Peak Forward Surge Current @ t=8.3ms Half-sine wave	$I_{FSM}$	A	80								
Storage temperature	$T_{stg}$	°C	-55 ~ +150								
Junction temperature	$T_j$	°C	-55 ~ +150								
Typical Thermal Resistance	$R_{\theta J-A}$	°C /W	47								
	$R_{\theta J-L}$	°C /W	17								

### Electrical Characteristics (Ta=25°C Unless otherwise specified)

PARAMETER	TEST CONDITIONS	SYMBOL	UNIT	SS32C	SS33C	SS34C	SS35C	SS36C	SS38C	SS310C	SS315C	SS320C
Maximum instantaneous forward voltage	$I_F=3.0A$	$V_F$	V	0.55			0.70		0.85		0.95	
Maximum DC reverse current at rated DC blocking voltage	$V_{RM}=V_{DC}$	$I_R$	mA	0.5					0.05			
				50					10			
Typical junction capacitance	4.0V DC, 1MHz	$C_j$	pF	450					350			

### ► Ratings And Characteristics Curves (Ta=25°C Unless otherwise specified)



### ▶ Ordering Information

PACKAGE	PACKAGE CODE	UNIT WEIGHT(g)	REEL(pcs)	BOX(pcs)	CARTON(pcs)	DELIVERY MODE
SMC	R3	0.257	3000	/	48000	13"

### ▶ Package Outline Dimensions (SMC/DO-214AB)

Symbol	Dimensions			
	Millimeters		Inches	
	Min.	Max.	Min.	Max.
A	2.85	3.27	0.112	0.129
B	6.60	7.11	0.261	0.281
C	5.59	6.22	0.221	0.246
D	1.99	2.61	0.078	0.103
E	0.76	1.52	0.030	0.060
F	-	0.20	-	0.008
G	7.75	8.13	0.306	0.321
H	0.15	0.31	0.006	0.012

### ▶ Suggested Pad Layout

Symbol	Dimensions			
	Millimeters		Inches	
	Min.	Max.	Min.	Max.
M	3.82	-	0.151	-
J	3.03	-	0.120	-
K	-	3.84	-	0.152

## X-ON Electronics

Largest Supplier of Electrical and Electronic Components

*Click to view similar products for [Schottky Diodes & Rectifiers](#) category:*

*Click to view products by [hongjiacheng](#) manufacturer:*

Other Similar products are found below :

[MA4E2039](#) [MMBD301M3T5G](#) [RB160M-50TR](#) [D83C](#) [BAS16E6433HTMA1](#) [BAS 3010S-02LRH E6327](#) [BAT 54-02LRH E6327](#)  
[NRVBAF360T3G](#) [NSR05F40QNXT5G](#) [NTE555](#) [JANS1N6640](#) [SS3003CH-TL-E](#) [GA01SHT18](#) [CRS10I30A\(TE85L,QM](#) [MBRA140TRPBF](#)  
[MBRB30H30CT-1G](#) [BAT 15-04R E6152](#) [JANTX1N5712-1](#) [DMJ3940-000](#) [SB007-03C-TB-E](#) [NRVBB20100CTT4G](#) [NRVBM120LT1G](#)  
[NTSB30U100CT-1G](#) [CRG04\(T5L,TEMQ\)](#) [ACDBA1100LR-HF](#) [ACDBA1200-HF](#) [ACDBA240-HF](#) [ACDBA3100-HF](#) [CDBQC0530L-HF](#)  
[ACDBA260LR-HF](#) [ACDBA1100-HF](#) [10BQ015-M3/5BT](#) [NRVBM120ET1G](#) [VSSB410S-M3/5BT](#) [1N5819T-G](#) [PDS1040Q-13](#) [B160BQ-13-F](#)  
[SDM05U20CSP-7](#) [BAS 70-07 E6433](#) [B140S1F-7](#) [HSM560Je3/TR13](#) [DDB2265-000](#) [ZHCS506QTA](#) [HSM190Je3/TR13](#) [B330AF-13](#)  
[ACDBUC0230-HF](#) [SDM1U100S1F-7](#) [MBR10200CTF-G1](#) [CDLL5712](#) [DMF2822-000](#)