

Features

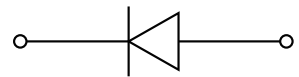
- Low profile package
- Ideal for automated placement
- Glass passivated pallet chip junction
- Super fast reverse recovery time
- Low switching losses, high efficiency
- High forward surge capability

Applications

For use in high frequency rectification and freewheeling application in switching mode converters and inverters for consumer, computer, automotive, and telecommunication

Mechanical Data

- Case: SOD-123FL
Molding compound meets UL 94V-0 flammability rating, RoHS-compliant, halogen-free
- Terminals: Solder plated, solderable per MIL-STD-750, Method 2026
- Polarity: Cathode line denotes the cathode end

SOD-123FL


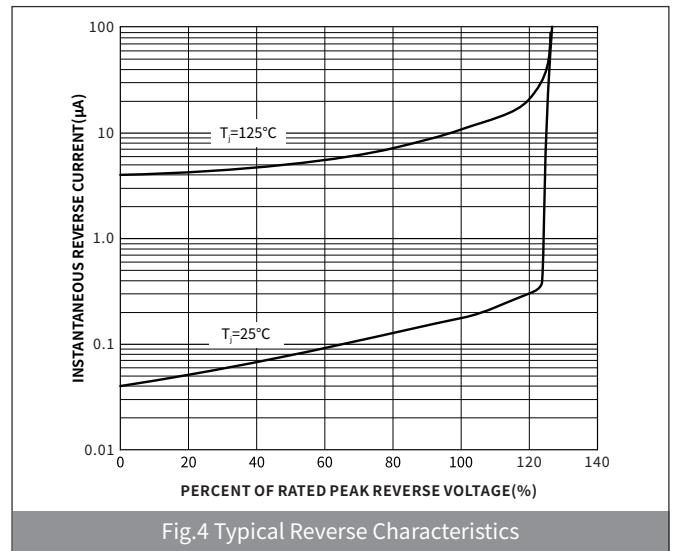
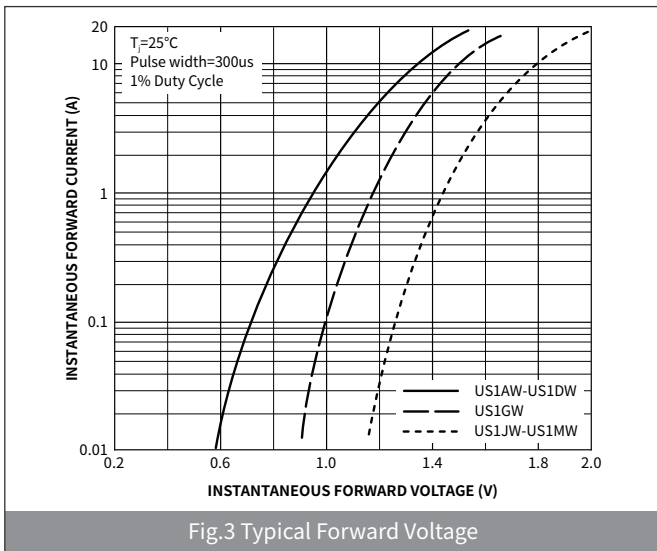
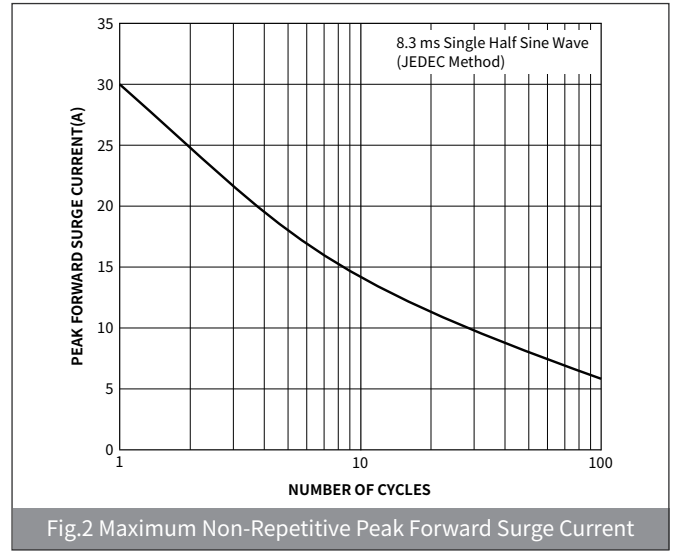
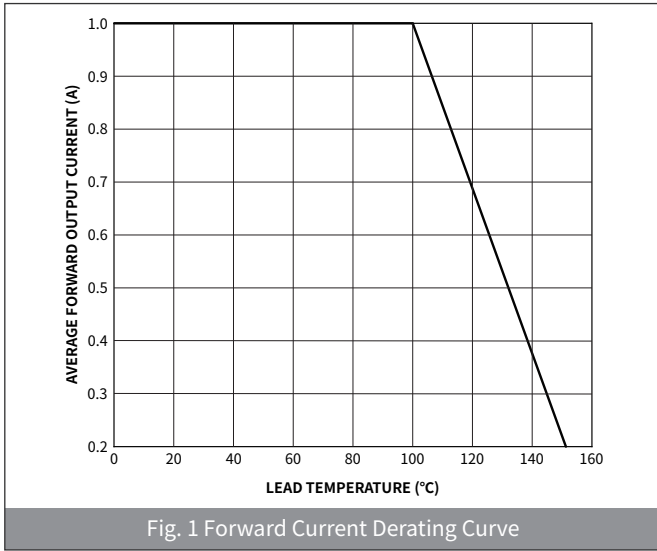
Maximum Ratings (Ta=25°C Unless otherwise specified)

PARAMETER	SYMBOL	UNIT	US1AW	US1BW	US1DW	US1GW	US1JW	US1KW	US1MW
Maximum repetitive peak reverse voltage	V_{RRM}	V	50	100	200	400	600	800	1000
Maximum RMS Voltage	V_{RMS}	V	35	70	140	280	420	560	700
Maximum DC blocking Voltage	V_{DC}	V	50	100	200	400	600	800	1000
Maximum Average Forward Rectified Current @60Hz sinewave, Resistance load, TL (Fig.1)	$I_{F(AV)}$	A	1.0						
Non-repetitive Peak Forward Surge Current @ t=8.3ms Half-sine wave	I_{FSM}	A	30.0						
Storage temperature	T_{stg}	°C	-55 ~+150						
Junction temperature	T_j	°C	-55 ~+150						
Typical Thermal Resistance	$R_{\theta J-A}$	°C /W	85						
	$R_{\theta J-L}$	°C /W	30						

Electrical Characteristics (Ta=25°C Unless otherwise specified)

PARAMETER	TEST CONDITIONS	SYMBOL	UNIT	US1AW	US1BW	US1DW	US1GW	US1JW	US1KW	US1MW
Maximum instantaneous forward voltage	$I_f=1.0A$	V_F	V	1.0			1.4	1.7		
Maximum reverse recovery time	$I_f=0.5A, I_R=1.0A, I_{rr}=0.25A$	T_{rr}	ns	50				75		
Maximum DC reverse current at rated DC blocking voltage	$V_{RM}=V_{RRM}$	I_R	μA	2.0						
				200						
Typical junction capacitance	4.0V DC, 1MHz	C_j	pF	9.0						

► Ratings And Characteristics Curves (Ta=25°C Unless otherwise specified)



▶ Ordering Information

PACKAGE	PACKAGE CODE	UNIT WEIGHT(g)	REEL(pcs)	BOX(pcs)	CARTON(pcs)	DELIVERY MODE
SOD-123FL	R1	0.0169	3000	45000	180000	7"

▶ Package Outline Dimensions (SOD-123FL)

Symbol	Dimensions			
	Millimeters		Inches	
	Min.	Max.	Min.	Max.
A	0.90	1.10	0.035	0.430
B	2.55	2.85	0.100	0.111
C	1.60	1.90	0.063	0.074
D	3.60	3.90	0.031	0.043
E	1.00	1.20	0.031	0.035
F	0.40	0.90	0.047	0.055
G	0.10	0.25	0.003	0.007

▶ Suggested Pad Layout

Symbol	Dimensions			
	Millimeters		Inches	
	Min.	Max.	Min.	Max.
J	1.00	-	0.040	-
K	-	1.90	-	0.074
M	1.50	-	0.059	-

X-ON Electronics

Largest Supplier of Electrical and Electronic Components

Click to view similar products for [Rectifiers](#) category:

Click to view products by [hongjiacheng](#) manufacturer:

Other Similar products are found below :

[70HFR40](#) [FR105 R0](#) [RL252-TP](#) [1N5397](#) [1N4005-TR](#) [1N4007-BP](#) [UFS120Je3/TR13](#) [20ETS12S](#) [RRE02VS6SGTR](#) [MS306](#) [A1N5404G-G](#)
[CRF02\(T5L,TEMQ\)](#) [ACGRB207-HF](#) [CLH07\(TE16L,Q\)](#) [CLH03\(TE16L,Q\)](#) [1N5395-TP](#) [UES1302](#) [ACGRC307-HF](#) [ACEFC304-HF](#) [DZ-](#)
[1380](#) [85HFR60](#) [40HFR60](#) [70HF120](#) [85HFR80](#) [SCF7500](#) [SM100](#) [ACGRA4001-HF](#) [SKN70/08](#) [NTE5819](#) [NTE5827](#) [NTE5828](#) [NTE5911](#)
[NTE5915](#) [NTE6104](#) [NTE6163](#) [NTE6164](#) [NTE6165](#) [NTE6364](#) [TSD3G](#) [SET130312](#) [NRVUS110VT3G](#) [UES1106](#) [UES1306](#)
[NRVUS240VT3G](#) [D5FE60-5063](#) [R4000GPS-TP](#) [D4015L56TP](#) [UES1306HR2](#) [FX20K120](#) [D20XB60-7101](#)