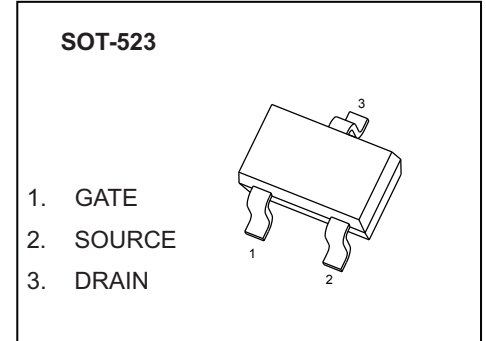


## SOT-523 Plastic-Encapsulate MOSFETS

### 2N7002KT N-Channel MOSFET

$V_{(BR)DSS}$	$R_{DS(on)MAX}$	$I_D$
60V	5Ω@10V	340mA
	5.3Ω@4.5V	



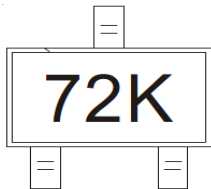
#### FEATURE

- High density cell design for Low  $R_{DS(on)}$
- Voltage controlled small signal switch
- Rugged and reliable
- High saturation current capability
- ESD protected

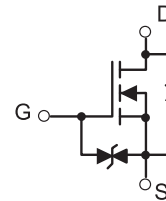
#### APPLICATION

- Load Switch for Portable Devices
- DC/DC Converter

#### MARKING



#### Equivalent Circuit



#### MOSFET MAXIMUM RATINGS ( $T_a=25^\circ\text{C}$ unless otherwise noted)

Symbol	Parameter	Value	Unit
$V_{DS}$	Drain-Source Voltage	60	V
$V_{GS}$	Gate-Source Voltage	±20	V
$I_D$	Continuous Drain Current	340	mA
$I_{DM}$	Pulsed Drain Current(note1)	800	mA
$P_D$	Power Dissipation	0.15	W
$T_j$	Junction Temperature	150	°C
$T_{stg}$	Storage Temperature	-55~+150	°C
$R_{\theta JA}$	Thermal Resistance from Junction to Ambient	625	°C/W



## MOSFET ELECTRICAL CHARACTERISTICS

$T_a=25^\circ\text{C}$  unless otherwise specified

Parameter	Symbol	Test Condition	Min	Typ	Max	Unit
<b>STATIC PARAMETERS</b>						
Drain-source Breakdown Voltage	$V_{(BR)DSS}$	$V_{GS} = 0V, I_D = 250\mu A$	60			V
GateThreshold Voltage (note 2)	$V_{GS(th)}$	$V_{DS} = V_{GS}, I_D = 1mA$	1	1.3	2.5	V
Zero Gate Voltage Drain Current	$I_{DSS}$	$V_{DS} = 48V, V_{GS} = 0V$			1	$\mu A$
Gate-Source Leakage Current	$I_{GSS}$	$V_{GS} = \pm 20V, V_{DS} = 0V$			$\pm 10$	$\mu A$
Drain-Source On-Resistance (note 2)	$R_{DS(on)}$	$V_{GS} = 4.5V, I_D = 200mA$		1.1	5.3	$\Omega$
		$V_{GS} = 10V, I_D = 500mA$		0.9	5	$\Omega$
<b>DYNAMIC PARAMETERS (note 3)</b>						
Input Capacitance	$C_{iss}$	$V_{DS} = 10V, V_{GS} = 0V, f = 1MHz$			40	pF
Output Capacitance	$C_{oss}$				30	pF
Reverse Transfer Capacitance	$C_{rss}$				10	pF
<b>SWITCHING PARAMETERS (note 3)</b>						
Turn-on Delay Time	$t_{d(on)}$	$V_{GS} = 10V, V_{DD} = 50V, R_G = 50\Omega$ $R_{GS} = 50\Omega, R_L = 250\Omega$			10	ns
Turn-off Delay Time	$t_{d(off)}$				15	ns
Reverse Recovery Time	$t_{rr}$	$V_{GS} = 0V, I_S = 300mA, V_R = 25V,$ $di/dt = -100A/\mu s$		30		ns
Recovered Charge	$Q_r$	$V_{GS} = 0V, I_S = 300mA, V_R = 25V$ $di/dt = -100A/\mu s$		30		nC
<b>GATE-SOURCE ZENER DIODE</b>						
Gate-Source Breakdown Voltage	$BV_{GSO}$	$I_{GS} = \pm 1mA$ (Open Drain)	$\pm 21.5$		$\pm 30$	V
<b>DRAIN-SOURCE DIODE</b>						
Diode Forward Voltage (note 2)	$V_{SD}$	$I_S = 300mA, V_{GS} = 0V$			1.5	V
Continuous Diode Forward Current	$I_S$				0.2	A
Pulsed Diode Forward Current (note 1)	$I_{SM}$				0.53	A

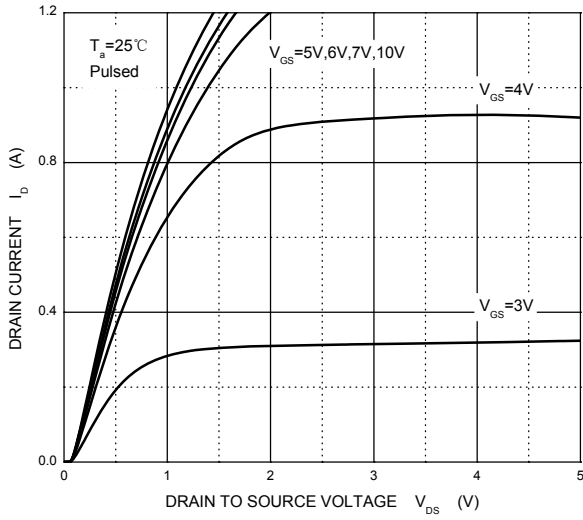
**Notes :**

1. Repetitive rating: Pulse width limited by junction temperature.
2. Pulse Test : Pulse width  $\leq 300\mu s$ , duty cycle  $\leq 2\%$ .
3. Guaranteed by design, not subject to production testing.

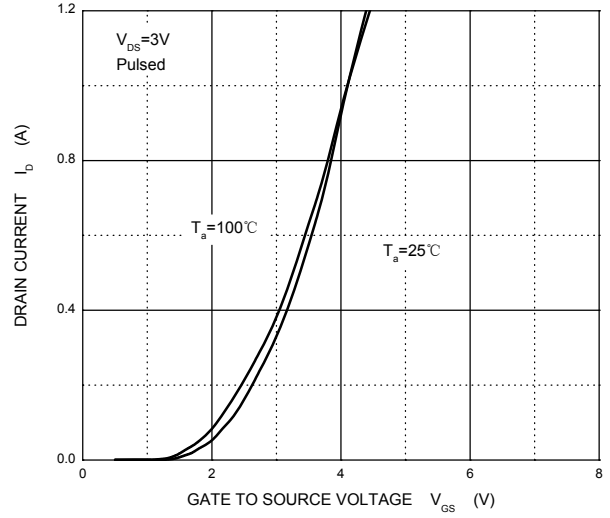


## Typical Characteristics

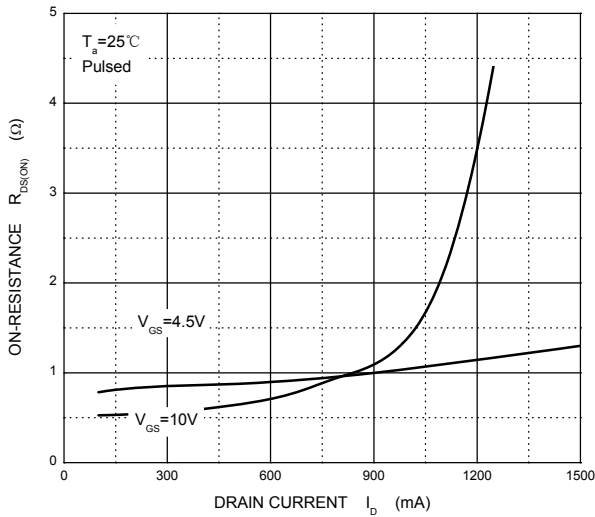
### Output Characteristics



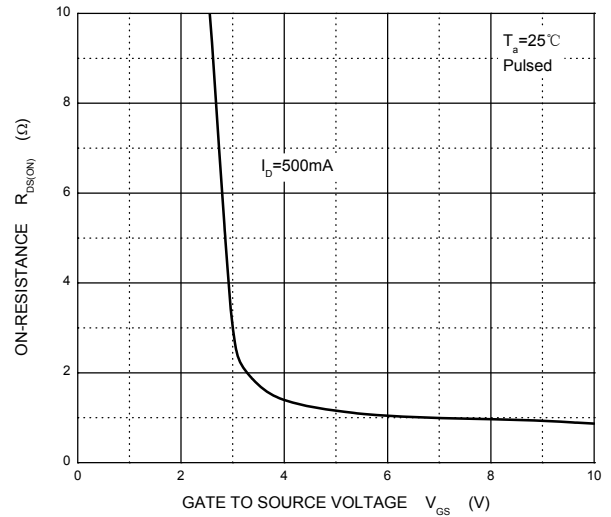
### Transfer Characteristics



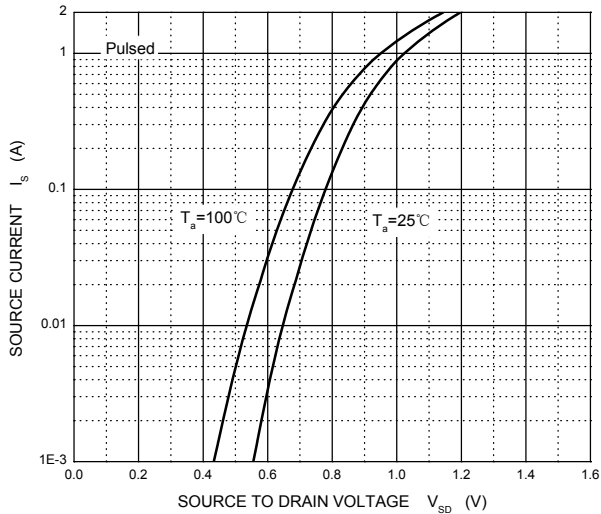
### $R_{DS(ON)}$ — $I_D$



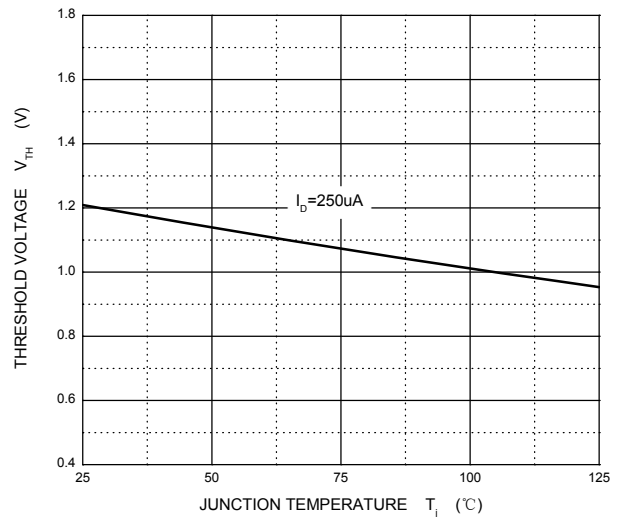
### $R_{DS(ON)}$ — $V_{GS}$



### $I_S$ — $V_{SD}$

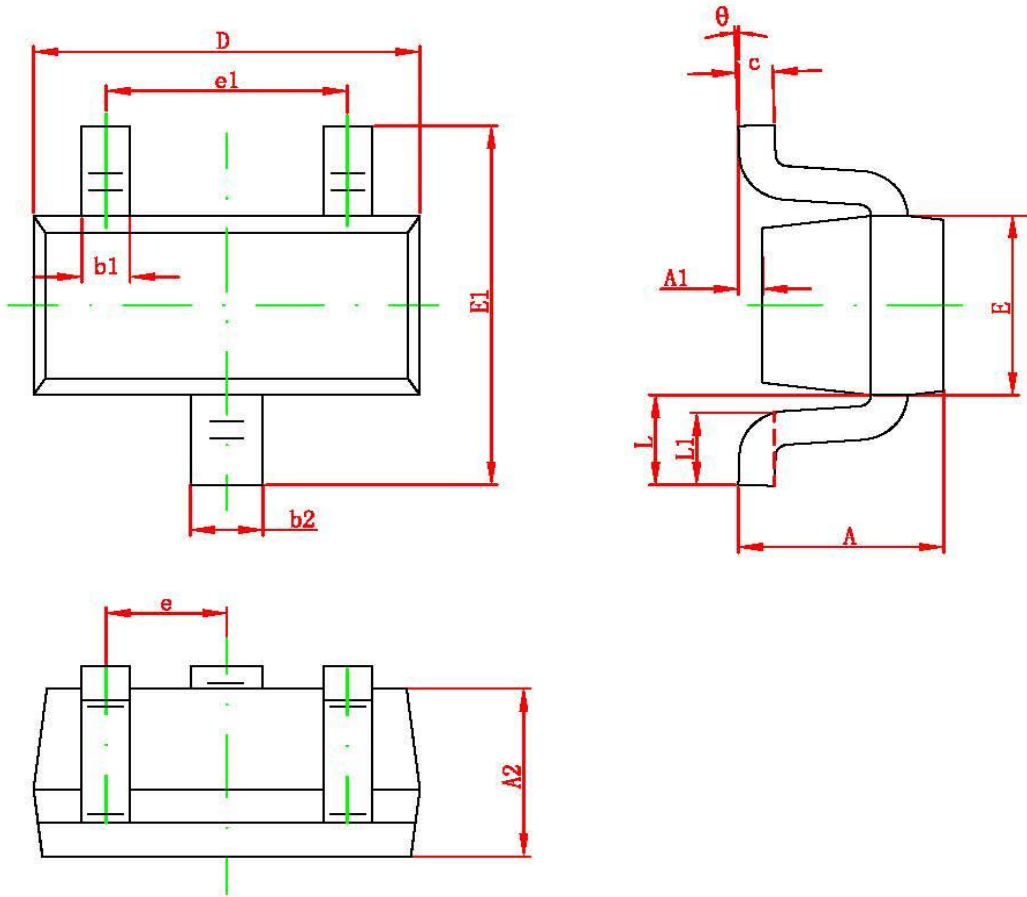


### Threshold Voltage





### SOT-523 PACKAGE OUTLINE DIMENSIONS



Symbol	Dimensions In Millimeters		Dimensions In Inches	
	Min.	Max.	Min.	Max.
A	0.700	0.900	0.028	0.035
A1	0.000	0.100	0.000	0.004
A2	0.700	0.800	0.028	0.031
b1	0.150	0.250	0.006	0.010
b2	0.250	0.350	0.010	0.014
c	0.100	0.200	0.004	0.008
D	1.500	1.700	0.059	0.067
E	0.700	0.900	0.028	0.035
E1	1.450	1.750	0.057	0.069
e	0.500 TYP.		0.020 TYP.	
e1	0.900	1.100	0.035	0.043
L	0.400 REF.		0.016 REF.	
L1	0.260	0.460	0.010	0.018
$\theta$	0°	8°	0°	8°

## X-ON Electronics

Largest Supplier of Electrical and Electronic Components

*Click to view similar products for [MOSFET](#) category:*

*Click to view products by [Hong Kong Chuangji](#) manufacturer:*

Other Similar products are found below :

[614233C](#) [648584F](#) [MCH3443-TL-E](#) [MCH6422-TL-E](#) [FDPF9N50NZ](#) [NTNS3A92PZT5G](#) [IRFD120](#) [IRFF430](#) [JANTX2N5237](#) [2N7000](#)  
[AOD464](#) [2SK2267\(Q\)](#) [2SK2545\(Q,T\)](#) [405094E](#) [423220D](#) [MIC4420CM-TR](#) [VN1206L](#) [614234A](#) [715780A](#) [SSM6J414TU,LF\(T](#) [751625C](#)  
[IPS70R2K0CEAKMA1](#) [BSF024N03LT3 G](#) [PSMN4R2-30MLD](#) [TK31J60W5,S1VQ\(O](#) [2SK2614\(TE16L1,Q\)](#) [DMN1017UCP3-7](#)  
[EFC2J004NUZTDG](#) [FCAB21350L1](#) [P85W28HP2F-7071](#) [DMN1053UCP4-7](#) [NTE2384](#) [NTE2969](#) [NTE6400A](#) [DMC2700UDMQ-7](#)  
[DMN2080UCB4-7](#) [DMN61D9UWQ-13](#) [US6M2GTR](#) [DMN31D5UDJ-7](#) [SSM6P54TU,LF](#) [DMP22D4UFO-7B](#) [IPS60R3K4CEAKMA1](#)  
[DMN1006UCA6-7](#) [DMN16M9UCA6-7](#) [STF5N65M6](#) [IRF40H233XTMA1](#) [IPSA70R950CEAKMA1](#) [IPSA70R2K0CEAKMA1](#) [STU5N65M6](#)  
[C3M0021120D](#)