

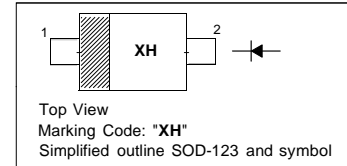
SURFACE MOUNT SCHOTTKY BARRIER DIODE

Features

- High breakdown voltage
- Low forward voltage
- Surface mount device

PINNING

PIN	DESCRIPTION
1	Cathode
2	Anode

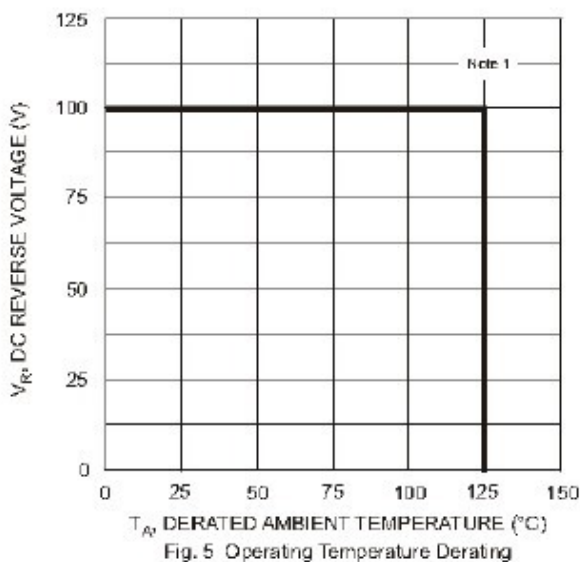
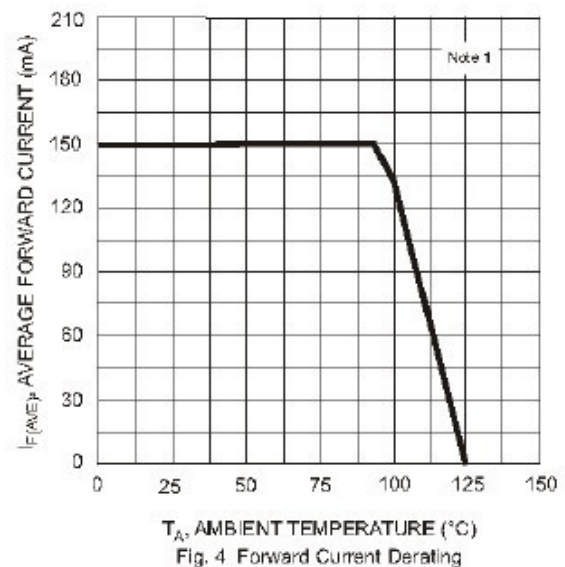
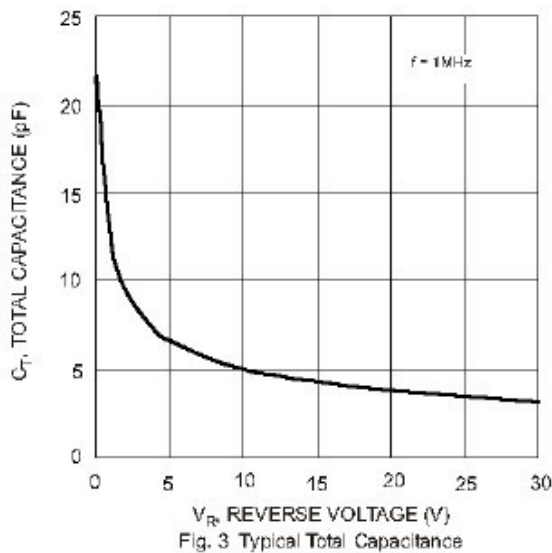
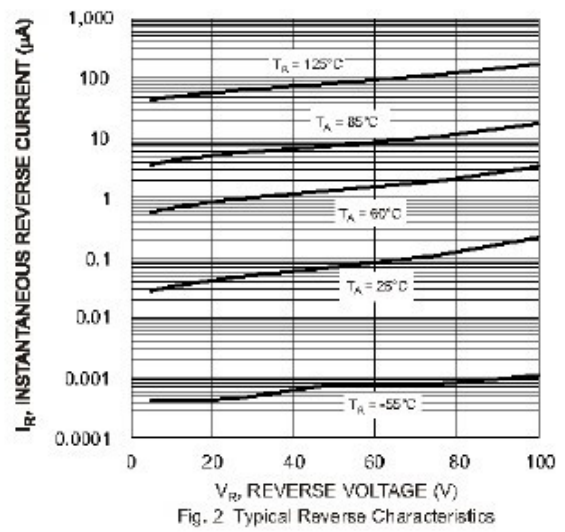
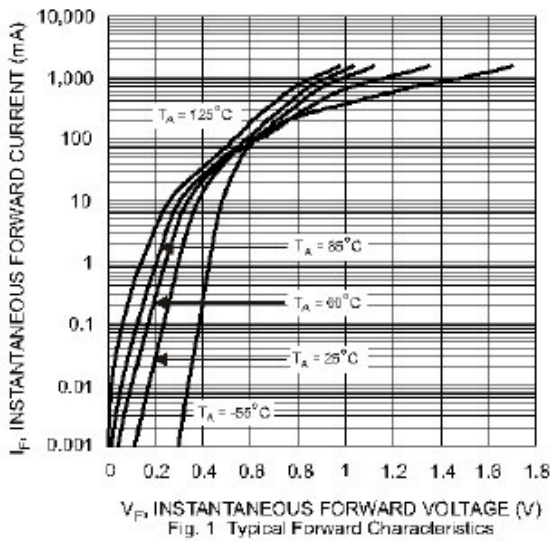


Absolute Maximum Ratings ($T_a = 25\text{ }^\circ\text{C}$)

Parameter	Symbol	Value	Unit
Repetitive Peak Reverse Voltage	V_{RRM}	100	V
Continuous Forward Current	I_F	150	mA
Repetitive Peak Forward Current (at $t_p < 1\text{ s}$)	I_{FRM}	350	mA
Surge Forward Current (at $t_p < 10\text{ ms}$)	I_{FSM}	750	mA
Power Dissipation	P_{tot}	200	mW
Thermal Resistance Junction Ambient	R_{thJA}	420	$^\circ\text{C/W}$
Operating Temperature Range	T_J	- 55 to + 125	$^\circ\text{C}$
Storage Temperature Range	T_{stg}	- 55 to + 150	$^\circ\text{C}$

Characteristics at $T_a = 25\text{ }^\circ\text{C}$

Parameter	Symbol	Min.	Typ.	Max.	Unit
Reverse Breakdown Voltage at $I_R = 100\text{ }\mu\text{A}$	$V_{(BR)R}$	100	-	-	V
Forward Voltage at $I_F = 0.1\text{ mA}$ at $I_F = 10\text{ mA}$ at $I_F = 250\text{ mA}$	V_F	-	-	0.25 0.45 1	V
Reverse Current at $V_R = 1.5\text{ V}$ at $V_R = 10\text{ V}$ at $V_R = 50\text{ V}$ at $V_R = 75\text{ V}$ at $V_R = 1.5\text{ V}, T_j = 60\text{ }^\circ\text{C}$ at $V_R = 10\text{ V}, T_j = 60\text{ }^\circ\text{C}$ at $V_R = 50\text{ V}, T_j = 60\text{ }^\circ\text{C}$ at $V_R = 75\text{ V}, T_j = 60\text{ }^\circ\text{C}$	I_R	-	-	0.5 0.8 2 5 5 7.5 15 20	μA
Total Capacitance at $V_R = 0\text{ V}, f = 1\text{ MHz}$ at $V_R = 1\text{ V}, f = 1\text{ MHz}$	C_T	-	20 12	-	pF



Note 1: Part mounted on FR-4 board with recommended pad layout, which can be found on our website at <http://www.diodes.com/datasheets/ap02001.pdf>.

PACKAGE OUTLINE

Plastic surface mounted package; 3 leads

SOD-123

X-ON Electronics

Largest Supplier of Electrical and Electronic Components

Click to view similar products for [Schottky Diodes & Rectifiers](#) category:

Click to view products by [Hong Kong Chuangji](#) manufacturer:

Other Similar products are found below :

[MA4E2039](#) [MMBD301M3T5G](#) [RB160M-50TR](#) [D83C](#) [BAS16E6433HTMA1](#) [BAS 3010S-02LRH E6327](#) [BAT 54-02LRH E6327](#)
[NRVBAF360T3G](#) [NSR05F40QNXT5G](#) [NTE555](#) [JANS1N6640](#) [SS3003CH-TL-E](#) [GA01SHT18](#) [CRS10I30A\(TE85L,QM](#) [MBRA140TRPBF](#)
[MBRB30H30CT-1G](#) [BAT 15-04R E6152](#) [JANTX1N5712-1](#) [DMJ3940-000](#) [SB007-03C-TB-E](#) [NRVBB20100CTT4G](#) [NRVBM120LT1G](#)
[NTSB30U100CT-1G](#) [CRG04\(T5L,TEMQ\)](#) [ACDBA1100LR-HF](#) [ACDBA1200-HF](#) [ACDBA240-HF](#) [ACDBA3100-HF](#) [CDBQC0530L-HF](#)
[ACDBA260LR-HF](#) [ACDBA1100-HF](#) [10BQ015-M3/5BT](#) [NRVBM120ET1G](#) [VSSB410S-M3/5BT](#) [1N5819T-G](#) [PDS1040Q-13](#) [B160BQ-13-F](#)
[SDM05U20CSP-7](#) [BAS 70-07 E6433](#) [B140S1F-7](#) [HSM560Je3/TR13](#) [DDB2265-000](#) [ZHCS506QTA](#) [HSM190Je3/TR13](#) [B330AF-13](#)
[ACDBUC0230-HF](#) [SDM1U100S1F-7](#) [MBR10200CTF-G1](#) [CDLL5712](#) [DMF2822-000](#)