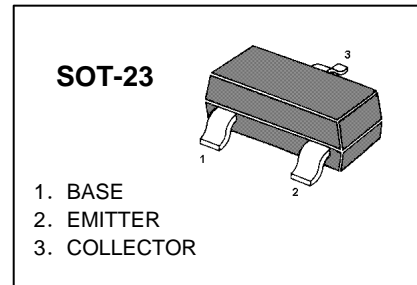


TRANSISTOR (NPN)

FEATURE

Ideally suited for automatic insertion
For Switching and AF Amplifier Applications



MAXIMUM RATINGS ($T_A=25^{\circ}\text{C}$ unless otherwise noted)

Symbol	Parameter		Value	Units
V_{CBO}	Collector-Base Voltage	BC846	80	V
		BC847	50	
		BC848	30	
V_{CEO}	Collector-Emitter Voltage	BC846	65	V
		BC847	45	
		BC848	30	
V_{EBO}	Emitter-Base Voltage		6	V
I_{C}	Collector Current –Continuous		0.1	A
P_{C}	Collector Power Dissipation		200	mW
T_{J}	Junction Temperature		150	$^{\circ}\text{C}$
T_{stg}	Storage Temperature		-65-150	$^{\circ}\text{C}$

DEVICE MARKING

BC846A=1A; BC846B=1B;
BC847A=1E; BC847B=1F; BC847C=1G;
BC848A=1J; BC848B=1K; BC848C=1L

ELECTRICAL CHARACTERISTICS (Tamb=25°C unless otherwise specified)

Parameter	Symbol	Test conditions	MIN	TYP	MAX	UNIT
Collector-base breakdown voltage	BC846 BC847 BC848	V_{CBO}	$I_C=10\mu A, I_E=0$	80 50 30		V
Collector-emitter breakdown voltage	BC846 BC847 BC848	V_{CEO}	$I_C=10mA, I_B=0$	65 45 30		V
Emitter-base breakdown voltage		V_{EBO}	$I_E=10\mu A, I_C=0$	6		V
Collector cut-off current	BC846 BC847 BC848	I_{CBO}	$V_{CB}=70V, I_E=0$ $V_{CB}=50V, I_E=0$ $V_{CB}=30V, I_E=0$		0.1	μA
Collector cut-off current	BC846 BC847 BC848	I_{CEO}	$V_{CE}=60V, I_B=0$ $V_{CE}=45V, I_B=0$ $V_{CE}=30V, I_B=0$		0.1	μA
Emitter cut-off current		I_{EBO}	$V_{EB}=5V, I_C=0$		0.1	μA
DC current gain	BC846A,847A,848A BC846B,847B,848B BC847C,BC848C	h_{FE}	$V_{CE}=5V, I_C=2mA$	110 200 420	220 450 800	
Collector-emitter saturation voltage		$V_{CE(sat)}$	$I_C=100mA, I_B=5mA$		0.5	V
Base-emitter saturation voltage		$V_{BE(sat)}$	$I_C=100mA, I_B=5mA$		1.1	V
Transition frequency		f_T	$V_{CE}=5V, I_C=10mA$ $f=100MHz$	100		MHz
Collector output capacitance		C_{ob}	$V_{CB}=10V, f=1MHz$		4.5	pF

Typical Characteristics

BC846A,B;BC847A, B, C;BC848A, B, C

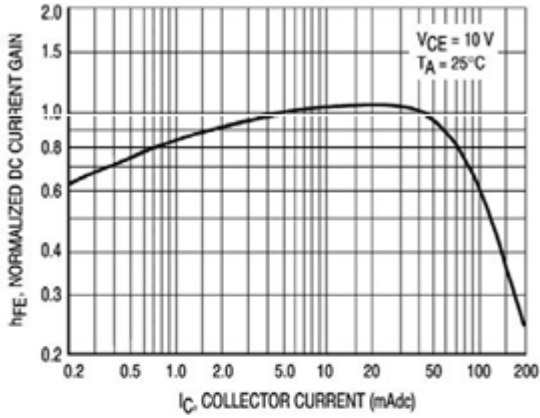


Figure 1. Normalized DC Current Gain

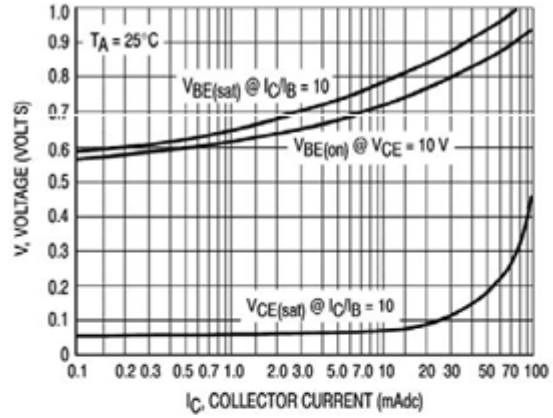


Figure 2. "Saturation" and "On" Voltages

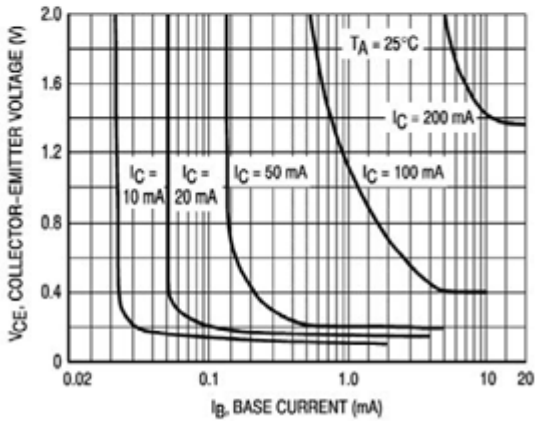


Figure 3. Collector Saturation Region

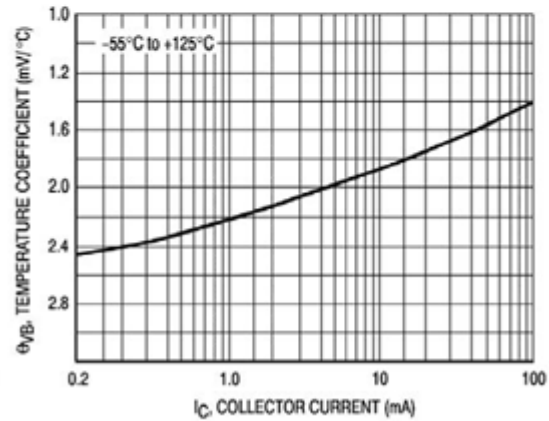


Figure 4. Base-Emitter Temperature Coefficient

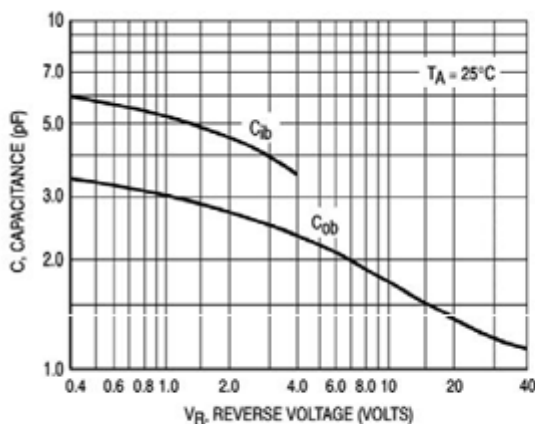


Figure 5. Capacitances

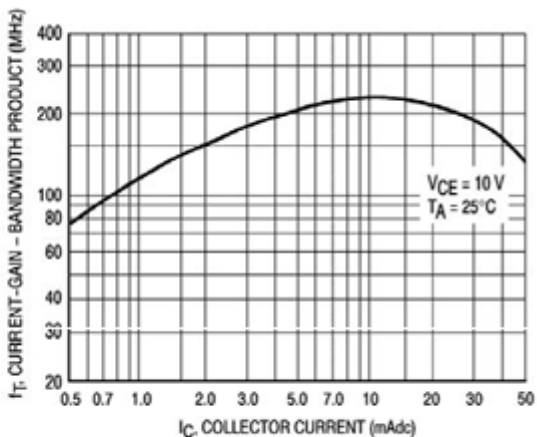


Figure 6. Current-Gain - Bandwidth Product

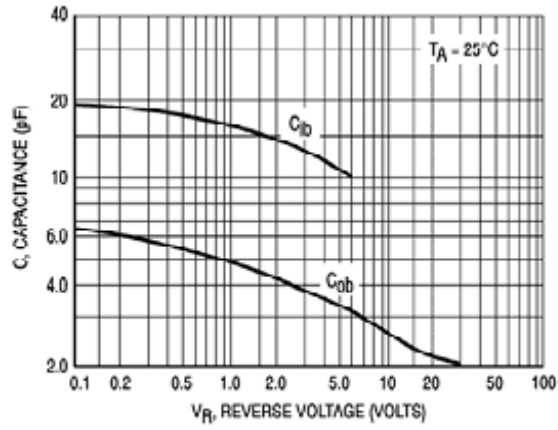


Figure 11. Capacitance

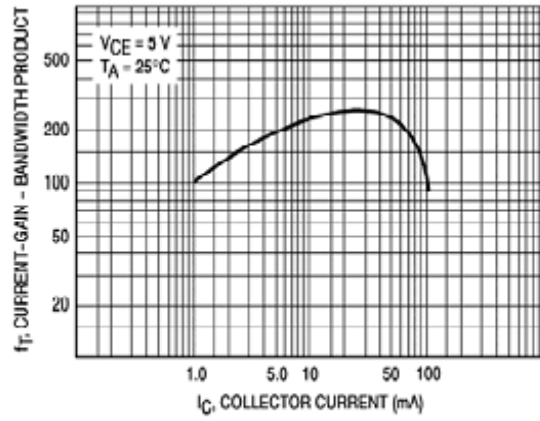


Figure 12. Current-Gain - Bandwidth Product

PACKAGE OUTLINE

Plastic surface mounted package; 3 leads

SOT-23

X-ON Electronics

Largest Supplier of Electrical and Electronic Components

Click to view similar products for [Bipolar Transistors - BJT category](#):

Click to view products by [Hong Kong Chuangji manufacturer](#):

Other Similar products are found below :

[BC559C](#) [MCH4017-TL-H](#) [MMBT-2369-TR](#) [BC546/116](#) [NJVMJD148T4G](#) [NTE16](#) [NTE195A](#) [IMX9T110](#) [2N4401-A](#) [2N4403](#) [2N6728](#)
[2SA1419T-TD-H](#) [2SA2126-E](#) [2SB1204S-TL-E](#) [FMC5AT148](#) [2N2369ADCSM](#) [2N2907A](#) [2N3904-NS](#) [2N5769](#) [2SC4618TLN](#) [CPH6501-](#)
[TL-E](#) [MCH4021-TL-E](#) [Jantx2N5416](#) [US6T6TR](#) [BAX18/A52R](#) [BC556/112](#) [IMZ2AT108](#) [MMST8098T146](#) [UMX21NTR](#) [MCH6102-TL-E](#)
[TTA1452B,S4X\(S](#) [2N3879](#) [NTE13](#) [NTE282](#) [NTE323](#) [NTE350](#) [NTE81](#) [JANTX2N2920L](#) [JANTX2N3735](#) [JANSR2N2222AUB](#)
[CMLT3946EG TR](#) [SNSS40600CF8T1G](#) [CMLT3906EG TR](#) [GRP-DATA-JANS2N2907AUB](#) [GRP-DATA-JANS2N2222AUA](#)
[MMDT3946FL3-7](#) [2N4240](#) [JANS2N3019](#) [MSB30KH-13](#) [2N2221AUB](#)