



RoHS

Specification

规格书

Client Name :

客户名称 : _____

Client P/N :

客户品号 : _____

Product P/N :

产品型号 : HL-C3535F10V405-D1-LVR9(Au120)

Sending Date :

送样日期 : _____

Client approval 客户审核		Hongli ZhiHui approval 鸿利智汇审核		
Approval 核准	Audit 确认	Approval 核准	Audit 确认	Confirmation 制作
				张强
<input type="checkbox"/> Qualified 接受	<input type="checkbox"/> Disqualified 不接受	DATE: 日期 : 2016.05.16		

Adr : No. 1,Xianke Yi Road, Hudong Town, Huadu District, Guangzhou, China

地址 : 中国广州市花都区花东镇先科一路1号

Tel/电话 : 020-86733333

Fax/传真 : 020-86733883 86733938 86733265

Web/网址 : www.honglitronic.com

注:1. 此规格书以中英文方式书写,若有冲突以中文版本为准文本.

2. 此规格书的最终解释权归鸿利智汇集团股份有限公司

3. 此规格书的有效期限为两年,自盖章或签字之日起计算,期满时双方可以续签协议,但应采用书面形式



ATTENTION
OBSERVE PRECAUTIONS
FOR HANDLING
ELECTROSTATIC
DISCHARGE
SENSITIVE
DEVICES



Features 特点

- Dimension 尺寸: 3.45mm×3.45mm×1.9mm
- Long operating life 寿命长
- High radiation flux 高辐射通量
- Instant light (less than 100ns) 瞬间点亮 (小于100ns)
- Low voltage DC operated 低电压直流作业
- High heat dissipation efficiency 散热效率高
- Superior ESD protection 良好的静电防护能力
- RoHS compliant RoHS标准

Product naming rules 产品命名规则

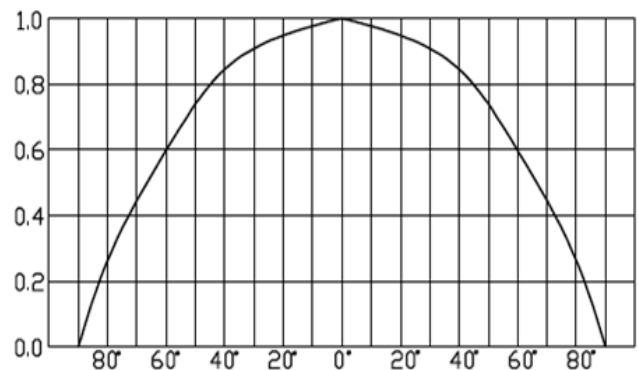
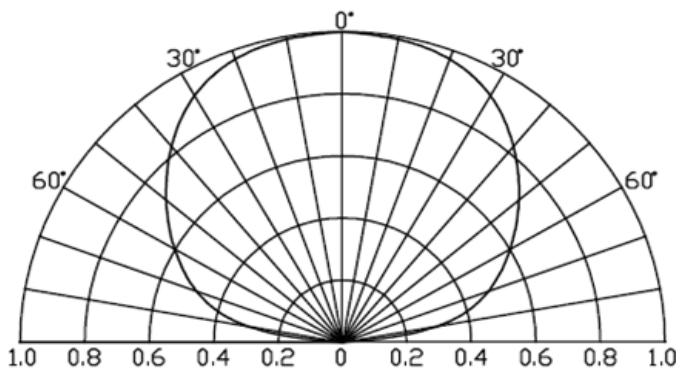
C 3535 F10 V 405 -D1- LVR9 (Au 120)
1 2 3 4 5 6 7 8 9

- 1: 产品系列代码
- 2: 尺寸代码
- 3: 芯片代码
- 4: 表示紫光
- 5: 产品波段
- 6: 芯片数量及电路信息
- 7: 齐纳代码
- 8: 金基板
- 9: 发光角度

Applications 应用

- UV Curing UV固化
- UV Printing UV印刷
- UV Exposure UV曝光
- Nail Polish Curing 指甲油固化
- Security, Banknote 防伪
- Mosquito Killer 灭蚊灯

Radiation Pattern 辐射模式



Specifications规范

(1) Absolute Maximum Ratings at Ta=25°C在25°C时绝对极限条件

Parameter参数	Symbol符号	Rating 值	Units单位
Power dissipation功率	Pd	2.8	W
Peak Forward Current峰值电流	I _{fp}	700	mA
Reverse Voltage方向电压	V _R	5	V
Operating Temperature 工作温度范围	Topr	-20°C To +60°C	
Storage Temperature 储存温度范围	Tstg	0C To +40°C	
Lead Soldering Temperature*引线焊接温度	T _{SOL}	Max. 350°C for 3sec Max.	

Note :

- * All high power emitter LED products mounted on aluminum metal-core printed circuit board, can be lighted directly, but we do not recommend lighting the high power products for more than 5 seconds without a appropriate heat dissipation equipment. When using at 500mA, the temperature of TS should be controlled below 55°C .所有高功率的发光LED产品安装在铝金属为核心印刷电路板, 可直接点亮, 但我们不建议在没有一个适当的散热设备时, 照明高功率LED点亮超过5秒, 当产品为500mA使用, TS温度控制在55°C以下.
2. wave peak and soak-stannum soldering etc.is not suitable for this products.波峰焊、浸锡焊接不适合这个产品
- 3.Reflow soldering should not be done more than two times.The reflow temperature we recommend is 260°C
回流焊不能超过两次, 回流焊最高温度建议260°C。

(2) Optical/ Electrical Characteristics @T_a=25°C 典型的光学/电气特性在 Ta=25° C

Parameter参数	Symbol符号	Condition条件	Min.最低	Typ.典型	Max.最高	UnitS单位
Radiation Flux辐射功率	Φ _e	IF=500mA	700	800	—	mW
Forward Voltage 正向电压	V _F	IF=500mA	3.0	—	3.8	V
Peak Wavelength峰值波长	λ _p	IF=500mA	400	405	410	nm
50% Power Angle发光角度	2θ _{1/2}	IF=500mA	—	120	—	deg
Reverse Current反向电流	I _R	V _R = 5V	—	—	50	uA
Life Time 使用寿命 (半衰)	L50	IF=500mA	—	10000	—	Hour

Notes注:

*1.the products after this specification refer to the parameters prevail, before the release of specification without refer to the above parameters.

此规格书发布日后生产的产品以上述参数为准, 发布前生产的库存品不参考上述参数。

2.Tolerance of measurement of forward voltage±3%、peak Wavelength±2.0nm、luminous flux±5%

不同标准源测试存在仪器公差:正向电压公差为±3%、波长误差为2.0nm、光通量公差为±5%。

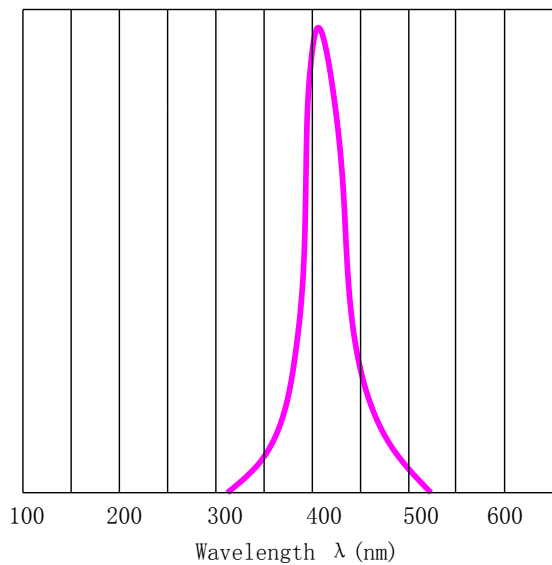
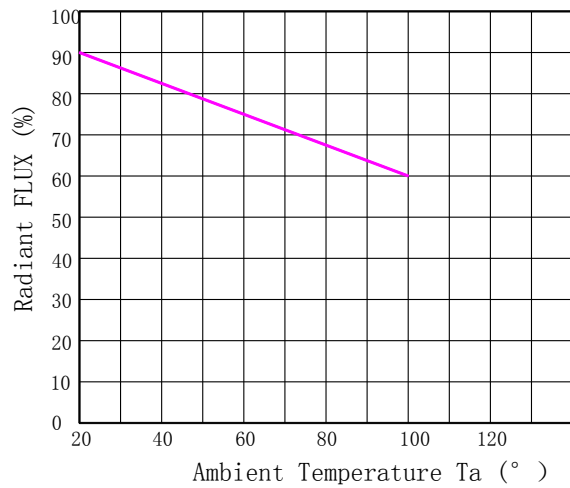
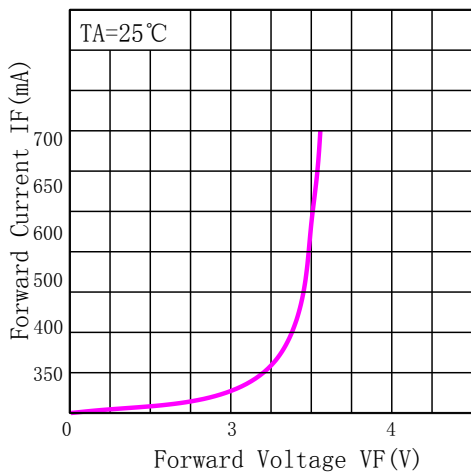
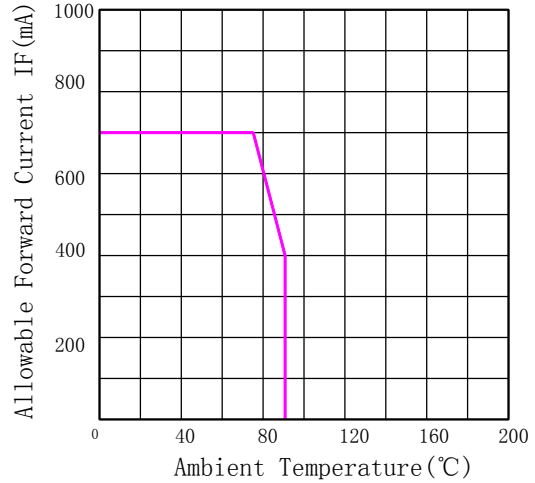
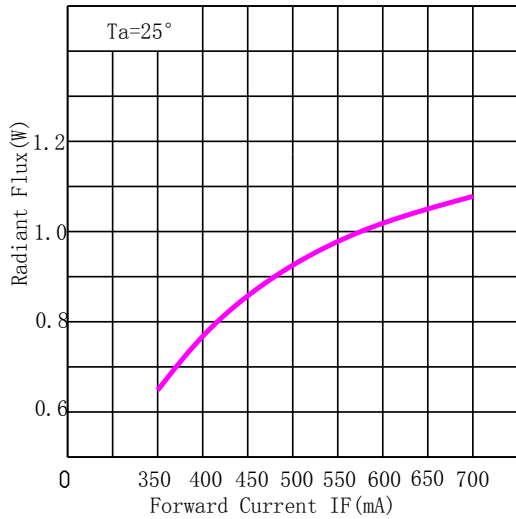
*3.Products are tested and binned at a transient forward current(IF) with 500mA. With the use of different IF, it may probably cause differences in Wave Length & forward voltage. Generally, with the increase of IF, the Wave Length will be raised as well.

该产品通过瞬态500mA 点亮, 分光分色.若使用不同电流, 可能会引起波长及电压的变化,一般情况下, 使用电流增加, 波长会上升。

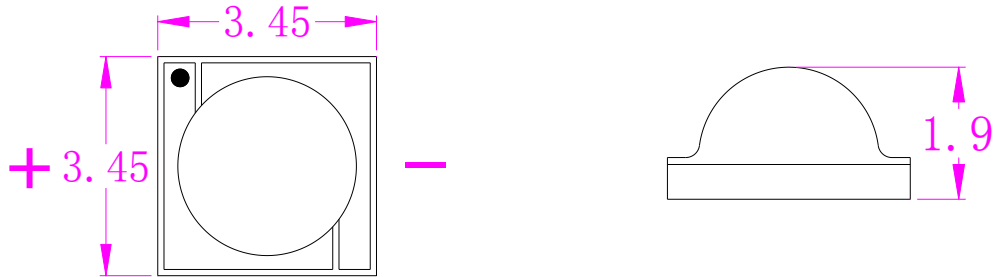


Under Development	
Mass production	●

Typical Optical/Electrical Characteristics Curves 典型光学/电性特征曲线
($T_a=25^\circ\text{C}$ Unless Otherwise Noted) ($T_a=25^\circ\text{C}$ 除非另有注释)

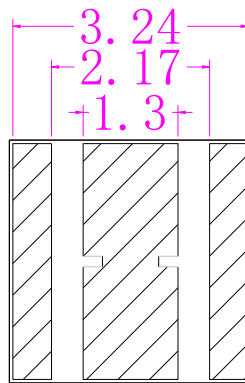


Package Dimensions 封装尺寸



Recommended Soldering Pattern

(建议焊盘尺寸图)



Label 标签

Φ_e : Radiation Flux rank

辐射量档次范围

VF: Forward voltage rank

正向电压档次范围

λ_p : Peak Wavelength

峰值波长

LOT.NO: Lot Number

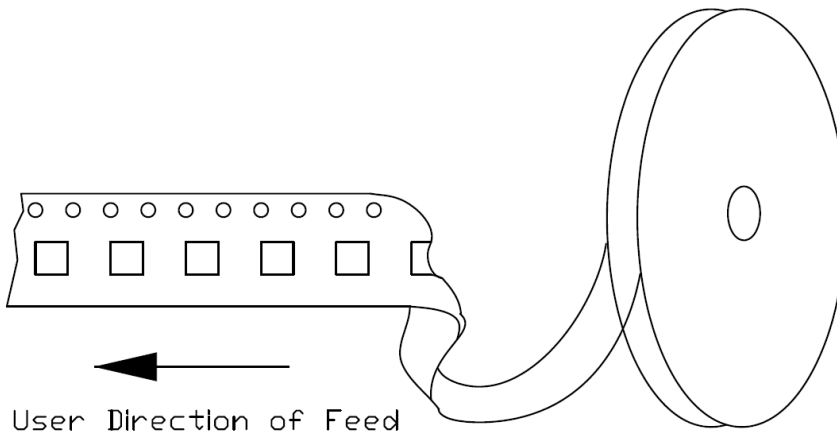
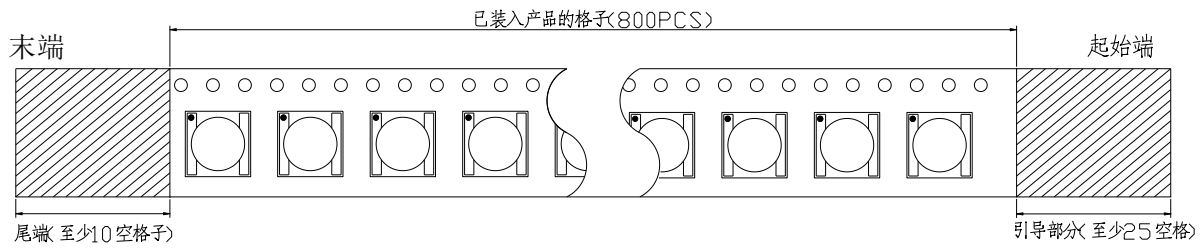
批号



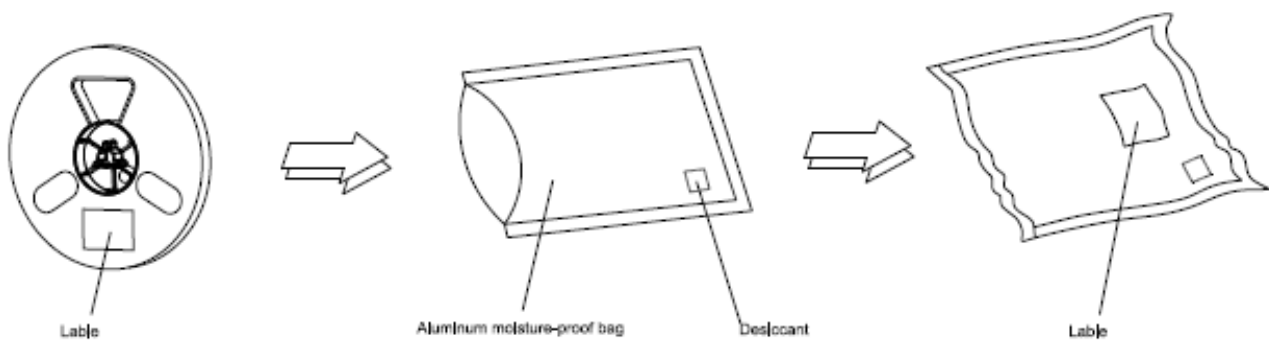
Tape Specifications(Units:mm)包装规格 (单位:mm)

We provide tape as below 我们提供以下包装方式

Tape by reel (suitable for automatic machine) 卷轴包装 (适用于自动贴片机)



Moisture resistant packaging 防潮包装



Reflow soldering instructions 回流焊说明

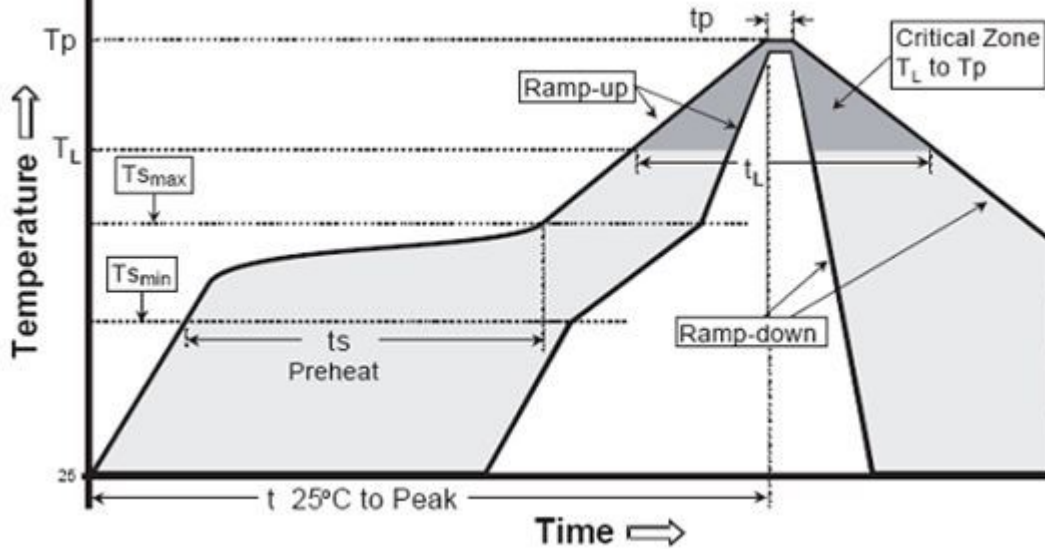
- 1.recommend to use a convection type reflow machine with 8 zones.建议使用八温区回流焊机。
- 2.recommend to use Lead-Free Paste with a melting point between 190°C-220°C.

建议使用熔点为190°C-220°C的无铅锡膏

- 3.the reflow soldering time should not be more than 400s.总的回流焊时间不要超过400s

Temperature-Time

温度-时间图



Profile Feature	Lead-Based solder	Lead-Free Solder
Average Ramp-Rate (Ts _{max} to Tp)	3°C/second max	3°C/second max
Preheat: Temperature Min (Ts _{min})	100°C	150°C
Preheat: Temperature Max (Ts _{max})	150°C	200°C
Preheat: Time (ts _{min} to ts _{max})	60-120 seconds	60-180 seconds
Time Maintained Above: Temperature (T _L)	183°C	217°C
Time Maintained Above: Time (t _L)	60-150 seconds	60-150 seconds
Peak/Classification Temperature (Tp)	215°C	260°C
Time Within 5°C of Actual Peak Temperature (tp)	10-15 seconds	20-40 seconds
Ramp-Down Rate	6°C/second max	6°C/second max
Time 25°C to Peak Temperature	6 minutes max	8 minutes max

Recommend the temperature of each reflow machine zone 回流焊机每个温区建议使用的温度

温区	第一温区	第二温区	第三温区	第四温区	第五温区	第六温区	第七温区	第八温区
温度/°C	145	165	185	210	220	240	260	240
时间/s	--	--	--	--	--	--	5-10	--

Use the matters needing attention(使用注意事项)

一、储存(storage):

为避免受潮，我司建议产品在未开包装前储存条件为 5~30° C，相对湿度小于60%；已开包装的 LED光源请在24H内使用安装完毕；如果开封超过24H，或干燥剂变色，或使用日期超过出货标签日期两个月，必须进行除湿后才能使用！除湿条件：70°C ± 5°C，12H；请务必对未用完的产品进行除湿并抽真空后密封保存；

产品密封保存有效使用期为一年。

To avoid moisture, we recommend storage conditions for the unopened LED +5 ~ +30 °C, relative humidity <60%. LED should be used within 24 Hrs. of opening the package. If LED are opened more than 24Hrs , or the color of accompanied dessicant changes ,or the date of using more than the date of shipping label two months, LED must to be dehumidified 12 Hrs before using . Dehumidifying condition: +70 °C ± 5 °C, 12 Hrs. Please make sure to dehumidify and vacuum pack the remaining/ unused LED.

Effective age for the sealed led is one year.

二、组装注意事项(the assembly notes):

焊接条件：此产品必须使用回流焊接的作业方式，回流曲线最高温度不可超过 260° C. 作业或存放过程中不可有 1000g 以上的外力或尖锐物体作用于灯珠表面（如压力，摩擦等外力以及钳子镊子等工具），以免造成元件损伤；

如果超出此使用条件，鸿利光电将不能保证产品的稳定性，如需使用超出的操作条件，请务必进行风险评。

Soldering Conditions : This product must be used reflow soldering practices, the maximum temperature of reflow should not exceed 260°C. Please make sure when soldering, there is no external force on the soldering surface (such as pressure, friction or sharp metal nails, etc.), to avoid gold wire deformation or damage and other abnormalities.

If beyond recommended conditions, we cannot guarantee the LED stability, please do the risk assessment first.

三、防静电措施(anti-Static Measures):

请采取足够的措施来防止静电产生，比如带静电环或防静电手指套等；每个制造工程关于产品（工厂、设备、机器、载波机和运输单位）应当连接地面，避免产品电气带电。

Please take adequate measures to prevent electrostatic generation, such as wearing electrostatic ring or anti-static fingerstall etc; any relative products like plant equipment, machinery, carrier and transportation units shall be connected to discharging unit/ ground. After assembly, please make sure to discharge Static Electricity with proper ESD equipment.

四、温度控制 (temperature Control) :

保证散热前提条件为：支架铜柱温度为85度以下，在此温度以下，散热符合产品寿命要求；为确保在组装时降低接触热阻，请注意底部锡膏焊接或导热膏涂布均匀且分布面积合理，不可出现太少或高低不平现象。以上散热介质需保证电介质耐压测试至少通过500V。

Recommended temperature conditions for enhanced product life: The temperature of copper pad is <math><85^{\circ}\text{C}</math>. During assembly, please ensure that a good quality thermal paste is applied and distributed evenly over the surface. While using thermal pad (Heat Sink), make sure LED is firmly tightened and there is no gap between surfaces. This product Heating conditions, tested at 500V with medium surface contact.

五、驱动控制(drive control) :

本产品需使用恒流源进行驱动，且输出电流符合规格书上的功率使用范围，如需使用恒压源或其他使用条件，请进行使用效果风险评估。


Drive this product at constant current. Output current range specifications should be according to the operational and other conditions, as mentioned in data sheet. Before using a constant voltage source or altered specifications, other than recommended, please consider risk factors.

六、其他(other) :


本产品不可在以下条件下使用，如果产品在以下条件下使用，评估其使用效果和 risk 是有必要的：

- 直接或间接的打湿或受潮，比如淋雨等；
- 被海水损害或侵蚀；
- 被暴露于腐蚀性气体(如 Cl_2 , H_2S 、 NH_3 、 SO_x 、 NO_x 等) ；
- 被暴露于粉尘、液体或油；

Product is not suitable to use in following conditions;
 —Direct or indirect wet / damp conditions, such as rain, etc;
 —in contact with sea water and erosive materials;



OK



NG

X-ON Electronics

Largest Supplier of Electrical and Electronic Components

Click to view similar products for [Standard LEDs - SMD category](#):

Click to view products by [HONGLITRONIC manufacturer](#):

Other Similar products are found below :

[LTST-C19GD2WT](#) [LTST-N683GBEW](#) [LTW-170ZDC](#) [LTW-M140SZS40](#) [598-8110-100F](#) [598-8170-100F](#) [598-8610-202F](#) [67-22VRVGC/TR8](#) [AAAF5060QBFSEEZGS](#) [ALMD-LB36-SV002](#) [APT1608QGW](#) [15-21UYC/S530-A3/TR8](#) [EASV1803BA0](#) [LG M67K-H1J2-24-0-2-R18-Z](#) [LS A676-P2S1-1](#) [SML-512VWT86A](#) [SML-LX0606SISUGC/A](#) [SML-LXL1307SRC-TR](#) [SML-LXR851SIUPGUBC](#) [LT1ED53A](#) [FAT801-S](#) [AM27ZGC03](#) [APB3025SGNC](#) [APFA3010SURKCGKQBDC](#) [APHK1608VGCA](#) [APT2012QGW](#) [CLX6D-FKB-CN1R1H1BB7D3D3](#) [LTST-008BGEW](#) [LTST-C250KGKT](#) [LTW-010DCG](#) [LTW-020ZDCG](#) [LTW-21TS5](#) [LTW-220DS5](#) [JANTXM19500/521-02](#) [UYGT801-S](#) [42-21UYC/S530-A3/TR8](#) [LO T67F-V1AB-24-1](#) [YGFR411-H](#) [SML-LX0402IC-TR](#) [CMDA20AYAA7D1S](#) [CMDA16AYDR7A1X](#) [339-1SURSYGW/S530-A2](#) [598-8040-100F](#) [598-8070-100F](#) [598-8140-100F](#) [598-8610-200F](#) [EAST2012GA0](#) [SML-LXL1209SYC/ATR](#) [EASV3020YGA0](#) [EAST1608RGBA0](#)