


HVY-2835FPYA



2835 PLCC2 系列产品 / Products Series

具有高发光效率、高一致性、高稳定性、高可靠性，主要用于汽车应用

High luminous efficiency, consistency, stability and reliability, it is mainly used in automobile applications.

特征

- 外观：白色PCT塑料，无色透明硅树脂封装
- 50% I_v 视角：120°
- 颜色：黄色（590nm）
- 资格：可靠性测试符合AEC Q102和 IEC 60810标准
- 潮湿敏感等级-2

Features

- Package: Colorless clear silicone in white PCT cup
- Viewing angle at 50% I_v: 120°
- Color: Yellow (590nm)
- Qualifications: Reliability test compliance with AEC Q102 and IEC 60810
- MSL-2

应用

- 信号灯
- 汽车内外部照明应用

Applications

- Signaling
- Interior and exterior lighting for automotive

订购信息 / Ordering Information

型号 Type	发光强度 Luminous Intensity lv @ If=60mA	订单编号 Ordering Code
HVY-2835FPYA - XXXX - X - XXXX 亮度档 Brightness 颜色档 Color 电压档 Forward Voltage	1.80 - 4.50 cd	XXXXXX

备注

■ 亮度档

单个最小包装只装有同一个亮度档次的产品，具体分档信息请见第4页

例如：HVY-2835FPYA-BACB-36-XXXX，单个卷盘中的产品只有BA、BB、CA、CB中的某一档

■ 颜色档

具体分档信息请见第4页

■ 正向电压档

单个最小包装只装有同一个正向电压档次的产品，具体分档信息请见第4页

例如：HVY-2835FPYA-XXXX-36-24，单个卷盘中的产品只有2、3、4中的某一档

Note

■ Brightness Grouping

Only one brightness group will be packed in one reel. Please refer to page #4 for details.

E.g.: HVY-2835FPYA-BACB-36-XXXX, means only one bin of BA, BB, CA or CB is in one reel.

■ Color Grouping

Please refer to page #4 for details.

■ Forward Voltage Groups

Only one forward voltage group will be packed in one reel. Please refer to page #4 for details.

E.g.: HVY-2835FPYA-XXXX-36-24, means only one bin of 2, 3 or 4 is in one reel.

极限参数 / Maximum Ratings

参数 Parameters	符号 Symbol	数值 Rating	单位 Unit
结温 / Junction Temperature	T_j	125	°C
正向电流 / Forward Current ($T_s=25^\circ\text{C}$)	I_f	70	mA
峰值正向电流 Peak Forward Current ($t \leq 10\mu\text{s}$; $D=0.005$; $T_s=25^\circ\text{C}$)	I_{fp}	100	mA
反向电压 / Reverse Voltage ($T_s=25^\circ\text{C}$)	V_r	10	V
抗静电能力 Electrostatic Discharge (HBM)	V_{ESD}	2000	V
操作温度 / Operating Temperature	T_{opr}	-40 ~ +110	°C
储存温度 / Storage Temperature	T_{stg}	-40 ~ +110	°C

特性 / Characteristics ($T_s = 25^\circ\text{C}$; $I_f = 60\text{ mA}$)

参数 Parameters		符号 Symbol	数值 Rating	单位 Unit
峰值波长 / Wavelength at Peak Emission	typ.	λ_{peak}	593	nm
主波长 / Dominant Wavelength	min.	λ_{dom}	583	nm
	typ.	λ_{dom}	593	nm
	max.	λ_{dom}	595	nm
半波宽 / Spectral Bandwidth at 50% I_{rel} max	typ.	$\Delta\lambda$	18	nm
50 % I_v 下的视角 / Viewing Angle at 50 % I_v	typ.	2Φ	120	°
	min.	V_f	1.70	V
	typ.	V_f	2.35	V
正向电压 / Forward Voltage	max	V_f	2.60	V
	typ.	I_r	0.2	uA
反向电流 / Reverse Current ($V_R=10\text{V}$)	max.	I_r	10	uA
	实际热阻值 (PN结-焊点) / Real Thermal Resistance (Junction / Solder Point)	max.	$R_{th JS_{real}}$	20

亮度分档 / Brightness Grouping ($T_s = 25\text{ }^\circ\text{C}$; $I_f = 60\text{ mA}$)

档次 Grouping	发光强度 Luminous Intensity I_v (min.)	发光强度 Luminous Intensity I_v (max.)	光通量 Luminous Flux Φ_v (typ.)
BA	1.80 cd	2.24 cd	6.10 lm
BB	2.24 cd	2.80 cd	7.60 lm
CA	2.80 cd	3.55 cd	9.50 lm
CB	3.55 cd	4.50 cd	12.10 lm

正向电压分档 / Forward Voltage Grouping ($T_s = 25\text{ }^\circ\text{C}$; $I_f = 60\text{ mA}$)

档次 Grouping	正向电压 Forward Voltage V_f (min.)	正向电压 Forward Voltage V_f (max.)
2	1.70 V	2.00 V
3	2.00 V	2.30 V
4	2.30 V	2.60 V

主波长分档 / Dominant Wavelength Grouping ($T_s = 25\text{ }^\circ\text{C}$; $I_f = 60\text{ mA}$)

档次 Grouping	主波长 Dominant Wavelength λ_{dom} (min.)	主波长 Dominant Wavelength λ_{dom} (max.)
3	583 nm	586 nm
4	586 nm	589 nm
5	589 nm	592 nm
6	592 nm	595 nm

标签信息 / Information on Label

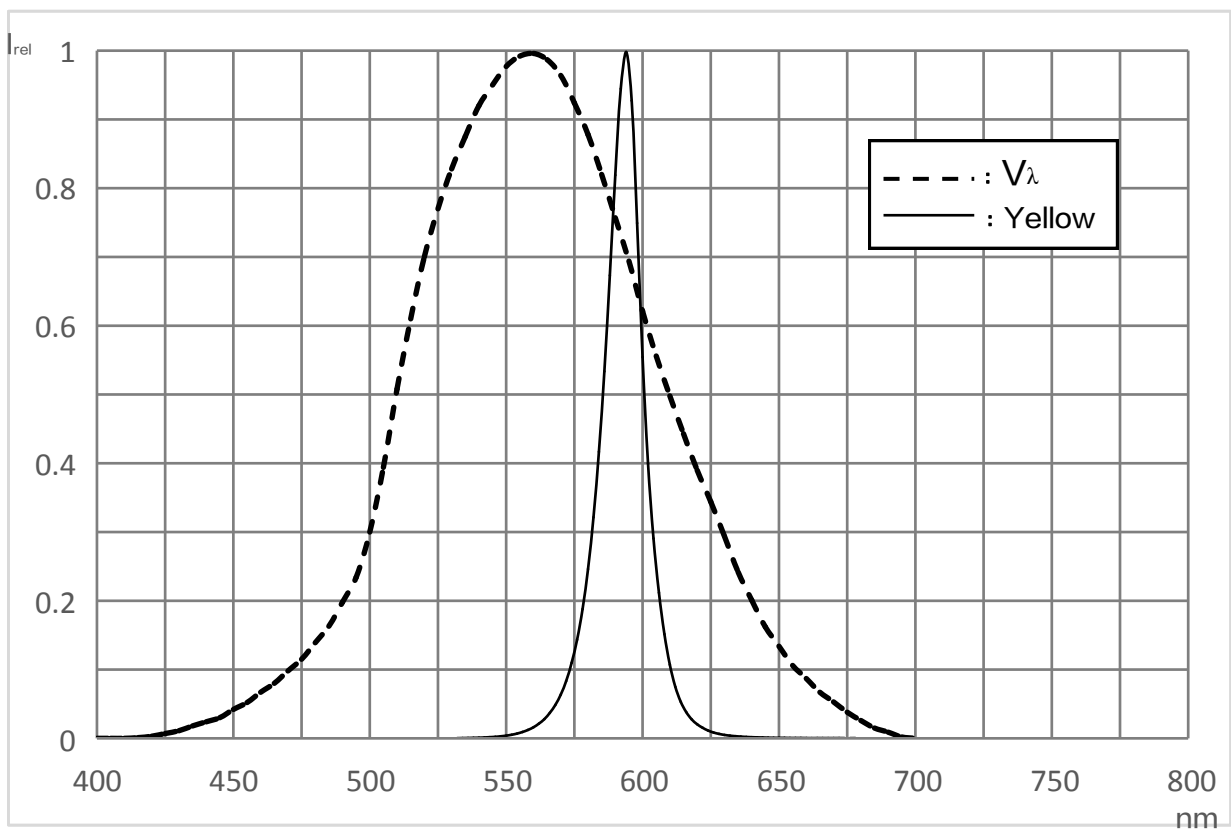
例 / E.g.: BA-3-2

亮度档 / Brightness	颜色 / Color	正向电压 / Forward Voltage
BA	3	2

相对发射光谱 - $V(\lambda)$ = 标准人眼视觉曲线

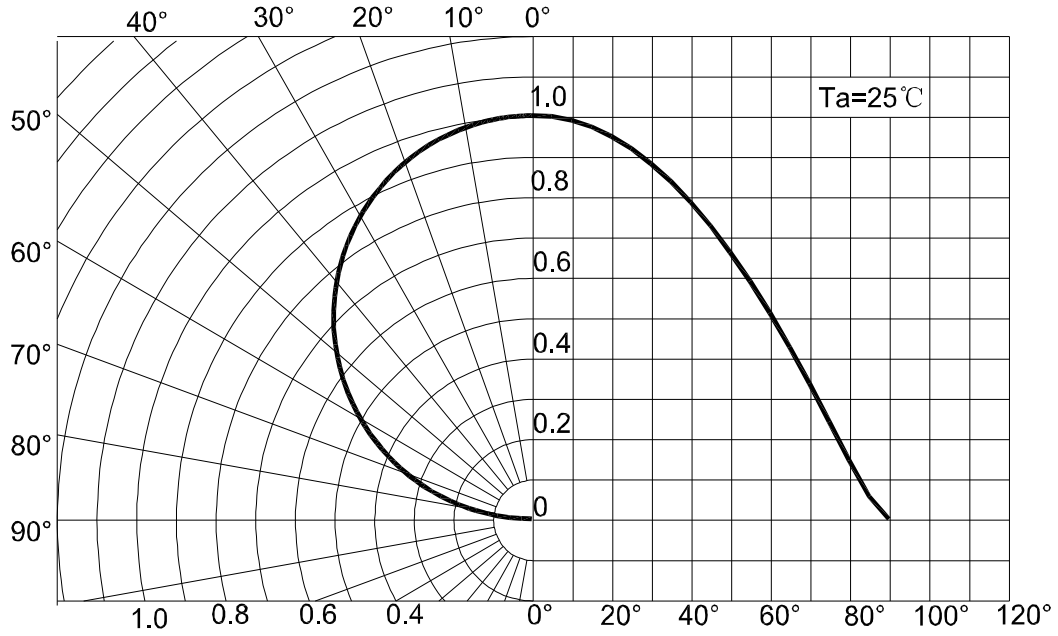
Relative Spectral Emission - $V(\lambda)$ = Standard Eye Response Curve

$I_{rel} = f(\lambda)$; $T_s = 25\text{ }^\circ\text{C}$; $I_f = 60\text{ mA}$



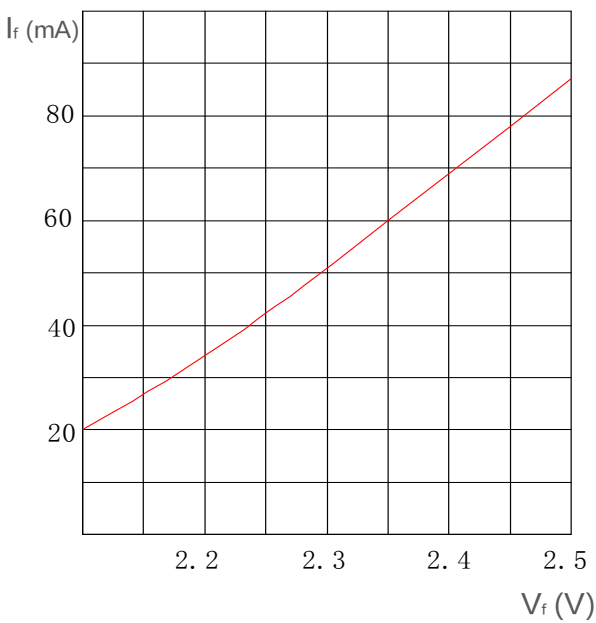
辐射特性 / Radiation Characteristics

$I_{rel} = f(\phi); T_s = 25\text{ }^\circ\text{C}$



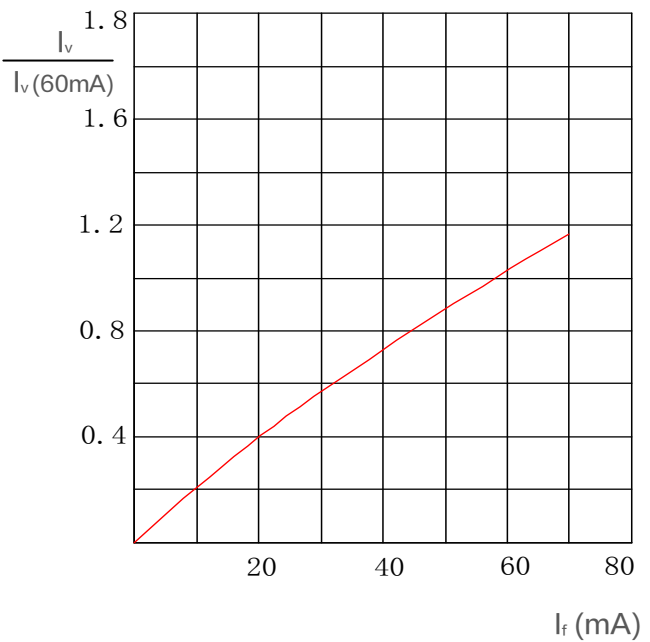
正向电流 / Forward Current

$I_f = f(V_f); T_a = 25\text{ }^\circ\text{C}$

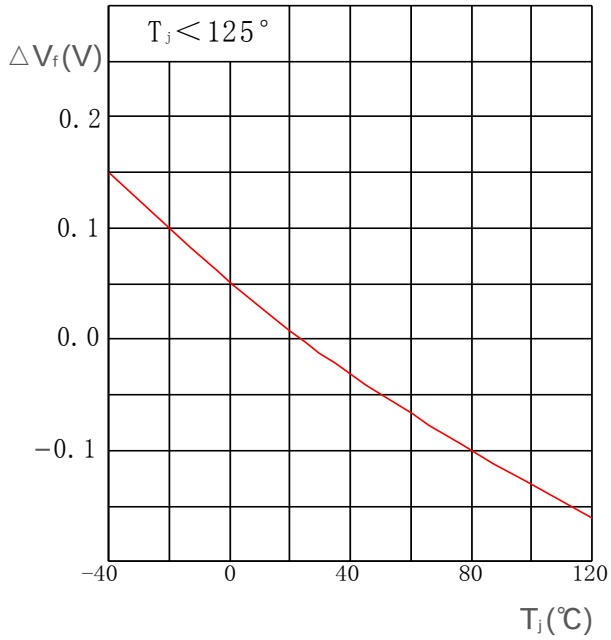


相对亮度特性曲线 / Relative Luminous Intensity

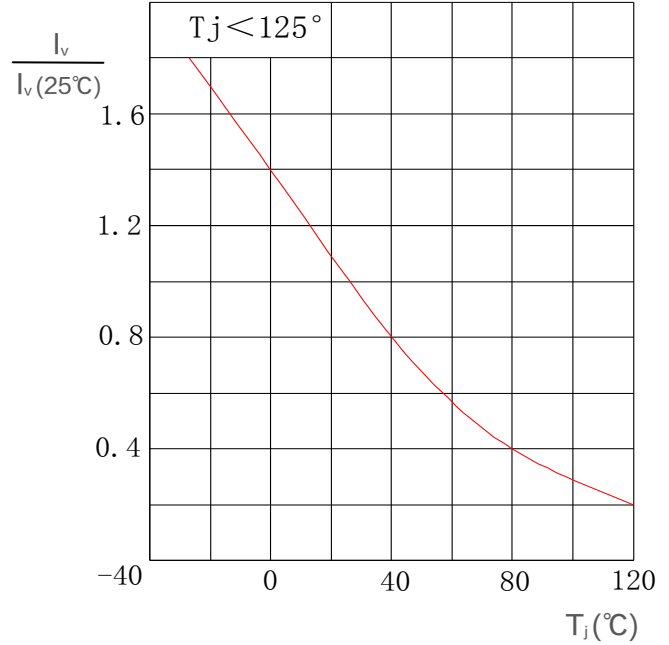
$I_v/I_v(60\text{ mA}) = f(I_f); T_a = 25\text{ }^\circ\text{C}$



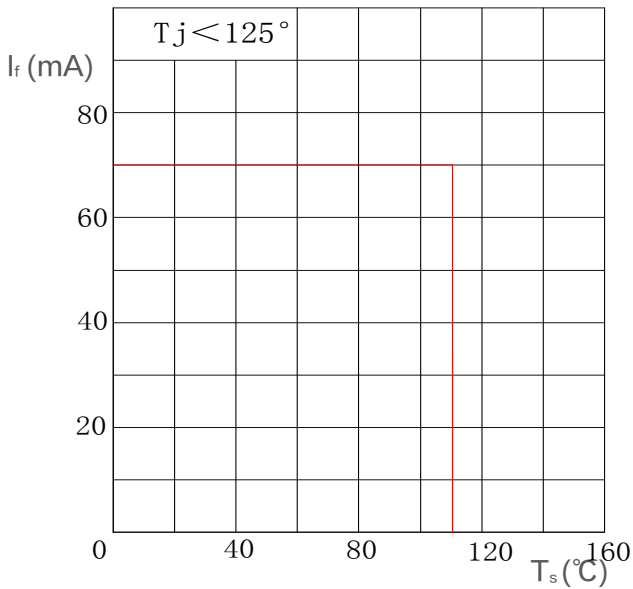
相对正向电压 / Relative Forward Voltage
 $\Delta V_f = V_f - V_f(25^\circ\text{C}) = f(T_j); I_f = 60\text{ mA}$



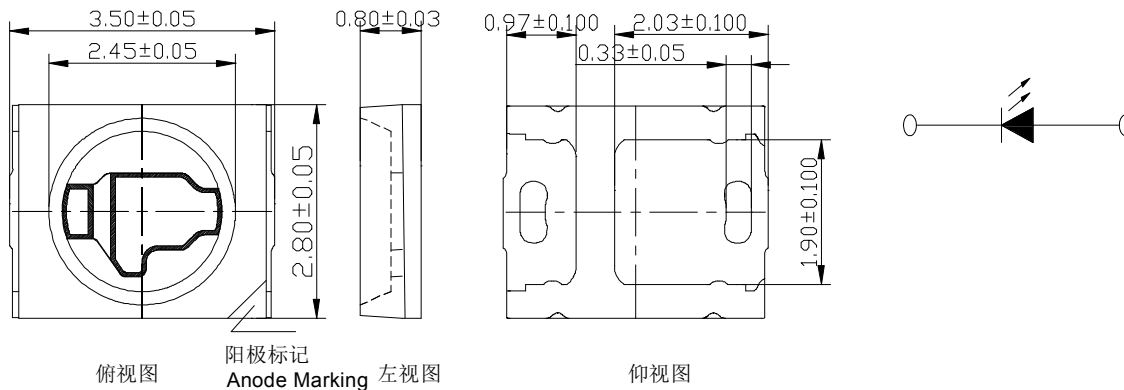
相对发光强度 / Relative Luminous Intensity
 $I_v/I_v(25^\circ\text{C}) = f(T_j); I_f = 60\text{ mA}$



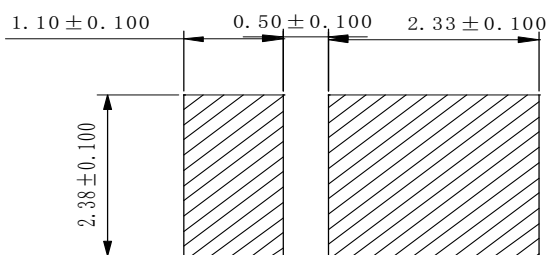
焊点温度与正向电流 / Solder Point Temperature vs. Forward Current
 $I_f = f(T_s)$



产品尺寸 / Package Outline



推荐焊盘 / Recommended Solder Pad



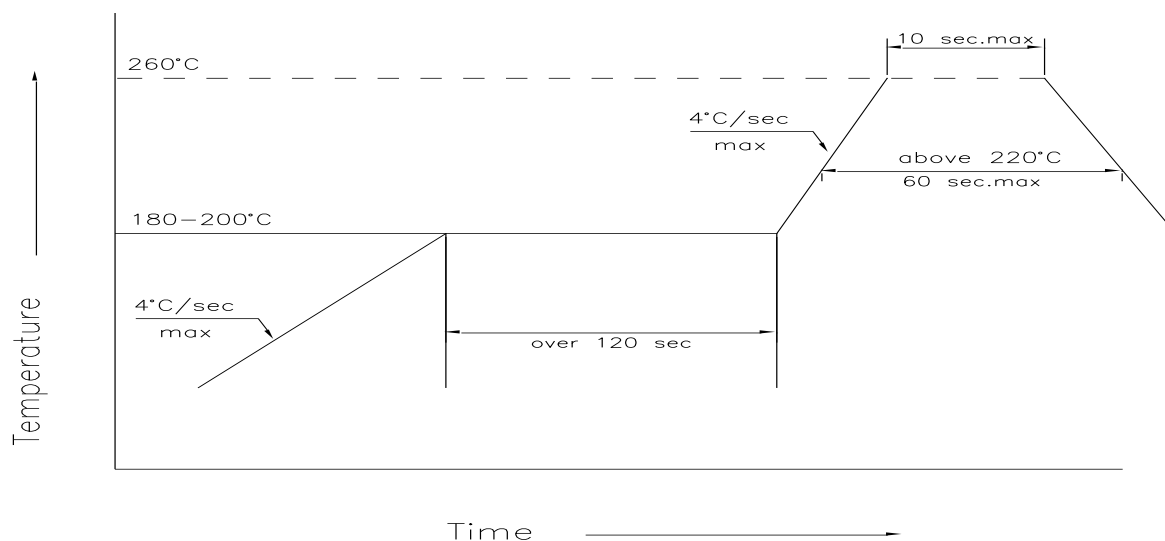
注释

■ 不适合超声波清洗的封装

NOTE

■ Package not suitable for ultrasonic cleaning

回流焊要求 / Reflow Soldering Profile



主要特性 Profile Feature	符号 Symbol	无铅焊接 Pb-Free (SnAgCu) Assembly			单位 Unit
		min.	rec.	max.	
预热升温速率 Ramp-up Rate to Preheat 25°C–150°C	–	–	2	3	°C/s
时间 / Time (T_{smin} to T_{smax})	T_s	60	100	120	s
峰值升温速率 Ramp-up Rate to Peak (T_{smax} to T_p)	–	–	2	3	°C/s
熔点温度 Liquidus Temperature	T_l		217		°C
高于熔点温度的时间 Time above Liquidus Temperature	t_l	–	80	100	s
峰值温度 / Peak Temperature	T_p	–	255	260	°C
规定的峰值温度 ± 5°C 以内的时间 Time within 5°C of the Specified Peak Temperature	t_p	10	20	30	s
降温速率 / Ramp-down Rate (T_p to 100°C)	–	–	3	6	°C/s
时间 / Time (25°C to T_p)	–	–	–	480	s

可靠性试验 / Reliability Test

试验项目 Test Item	试验方法Test Method	试验条件Test Condition	周期 Duration	试验数量 Number Of Test	试验结果 Test Result
光电测试 Test	产品规格书 Products Datasheet	25℃条件量测光电参数 Measurement of Photoelectric parameters At 25 °C	-	全部 ALL	Pass
外观检查 EV	JESD22 B- 101	显微镜观察 OM observation	-	全部 ALL	Pass
参数验证 PV	产品规格书 Products Datasheet	25℃条件量测光电参数 Measurement of photoelectric parameters at 25 °C	-	75	0/75
破坏性物理分 析 DPA	AEC-Q101- 004	化学开盖后,观察外观结构 After Decap, OM observation	-	10	0/10
人体模式静电 释放 ESD HBM	JESD22 A- 114	±2000V	2次 2 times	30	0/30
机器模式静电 释放 ESD MM	JESD 22- A115C	±200V	2次 2 times	30	0/30
尺寸测量 PD	JESD22 B- 100	参照样品种规格书 Per Products Datasheet	-	30	0/30
高温高湿通电 测试 WHTOL1	JESD22 A- 101	Ta=85° C/85% RH,开/关各30分 钟,If=350mA Ta=85°C 85%RH, 30min. on/30min. off,If=350mA	1000小时 1000 hours	78	0/78
功率温度循环 测试 PTC	JESD22 A- 105	Ta = -40°C ~85°C,驻留时间10分 钟,转换时间11分钟, 开/关各5分钟, If=350mA Ta=-40°C ~85°C,Dwell: 10min,Transition time: 11min, 5 min. on / 5 min. off, If=350mA	1000循环 1000 cyc	78	0/78
高温寿命测试 HTOL	JESD22- A108	Ta = 85° C, If=350mA	1000小时 1000 hours	78	0/78

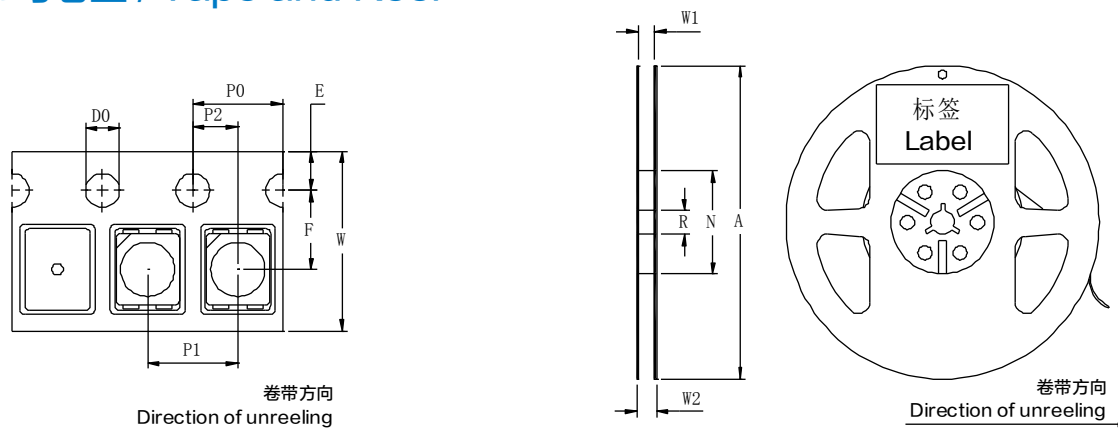
可靠性试验 / Reliability Test

热阻测试 TR	JEDEC JESD51-50 JESD51-51 JESD51-52	需使用不同导热材质分层测试 Need to use different thermal conductivity material layer test	-	10	20
金线拉力 WBP	MIL-STD-750-2 Method 2037	参照MIL-STD-750-2Method 2037 Per MIL-STD-750-2Method 2037	-	15	Ppk>1.67
金球推力 WBS	AEC Q101-003	参照AEC Q101-003 Per AEC Q101-003	-	15	Ppk>1.67
晶片推力 DS	MIL-STD-750-2 Method 2017	参照MIL-STD-750-2Method 2017 Per MIL-STD-750-2Method 2017	-	15	Ppk>1.67

接受标准 / Acceptance Criteria

正向电压 Forward Voltage	Vf变化 \leq +/-10% VF shift% \leq +/- 10% from initial value
光通量 Luminous Flux	LM光通量变化 \leq +/-20%，备注：某些应用环境 \leq +/-30%，某些特定应用（如内饰） \leq +/-50% LM shift \leq % +/- 20% from initial value, Note. +/- 30% may be acceptable for some application. +/- 50% may be acceptable only for some application (e.g., interior).
主波长 Dominant wavelength	主波长变化 \leq - 2 nm λ_{\leq} +/- 2 nm according to initial value
外观 Visual	无迁移，腐蚀，分层等 No migration, corrosion, delamination, other

卷带与卷盘 / Tape and Reel



前端空带: 最小400 mm; 尾端空带: 最小160 mm; 尺寸符合: IEC 60286-3, EIA 481-D标准

Leader: min. 400 mm; Trailer: min. 160 mm; Requirement acc. to IEC 60286-3, EIA 481-D

卷带尺寸 / Tape Dimensions (mm)

W	P0	P1	P2	D0	E	F
8±0.1	4±0.1	4±0.1	2±0.05	1.50±0.05	1.75±0.1	3.50±0.05


卷盘尺寸 / Reel Dimensions (mm)

A	W1	W2	N	R
178.0±0.2	8.0±0.5	8.0±0.5	60.0±0.4	13.5±0.3





数量 (颗/卷) / Quantity (pcs/reel)


4000

条形码标签 / Barcode-Product-Label (BPL)




HONGLI TRONIC
鸿利光电

Device No:HVX-XXXXXXX

 Lot No:XXXX-XXXXXXXX

 Product No:XXXXXXXXXXXX

 Qty:XXXXPCS D/C:XXXX





RoHS

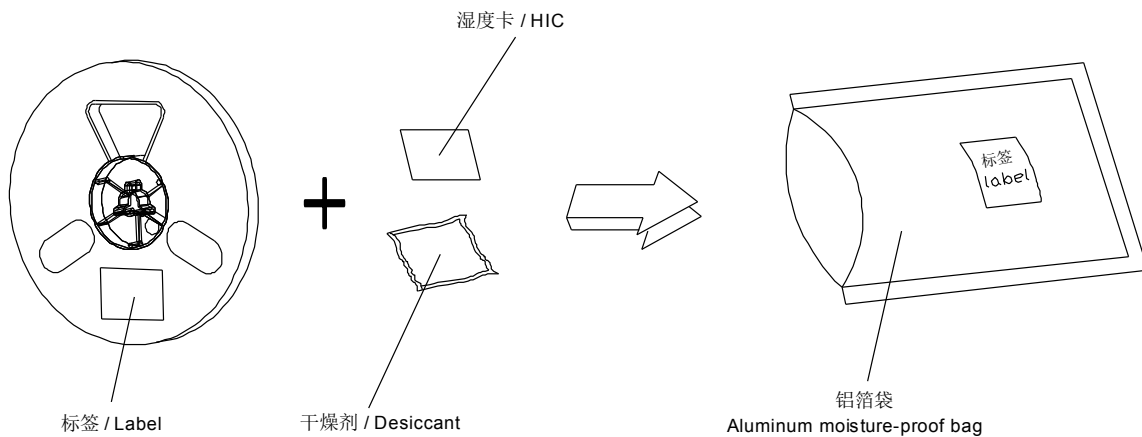
BIN:XX-XX-XX
 IV:XXXX-XXXX mcd
 WLD:XXX-XXX nm
 VF:XXX-XXX V



MSL:2



包装材料及过程 / Dry Packing Process and Materials



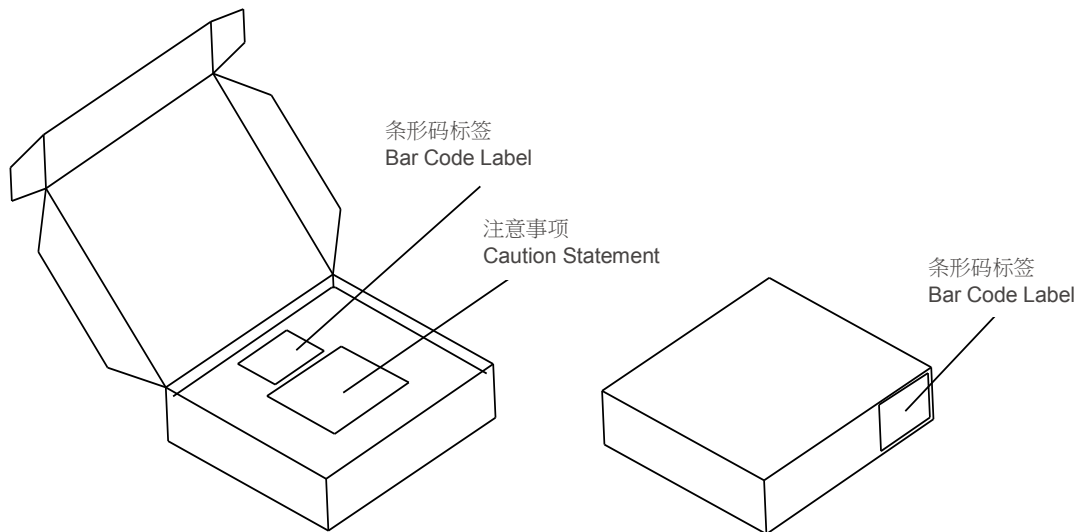
备注

产品包装在一个干燥的铝箔袋里，同时内附有干燥剂和湿度卡。
 对于干燥包装，您可以从网络或JEDEC标准里获取。

NOTE

Moisture-sensitive product is packed in a dry bag containing desiccant and HIC (humidity indicator card).
 Regarding dry pack you may find further information in the internet or JEDEC.

出货包装及材料 / Transportation Packing and Materials



出货箱尺寸 / Dimensions of Transportation Box (mm)

宽度 / Width	长度 / Length	高度 / Height
256 ± 5	223 ± 5	62 ± 5
256 ± 5	223 ± 5	124 ± 5

注释

典型值: 每个产品的实际值可能与这些统计出的典型值不同。

公差: 除非图纸中有说明, 公差默认为 ± 0.1 mm。

正向电压: 正向电压是在8ms脉冲电流并且内部在线性为 ± 0.05 V和一个 ± 0.1 V的外在不确定性 (按照GUM K=3因子) 来进行测试的。

波长: 波长是在25ms脉冲电流并且内部在线性为 ± 0.5 nm和一个 ± 1 nm的外在不确定性 (按照GUM K=3因子) 来进行测试的。

亮度: 亮度是在25ms脉冲电流并且内部在线性为 $\pm 8\%$ 和一个 $\pm 11\%$ 的外在不确定性 (按照GUM K=3因子) 来进行测试的。

特殊声明: 本版本最终解释权归属鸿利智汇, 当中英文意思发生歧义时, 以中文为准。

Glossary

Typical Values: Actual values of each product may differ from these statistical values .

Tolerance of Measure: Unless otherwise noted in drawing, tolerances are specified with $+/-0.1$ mm.

Forward Voltage: The forward voltage is measured during a current pulse of typically 8 ms, with an internal reproducibility of ± 0.05 V and an expanded uncertainty of ± 0.1 V (acc. to GUM with a coverage factor of $k = 3$).

Wavelength: The wavelength is measured at a current pulse of typically 25 ms, with an internal reproducibility of ± 0.5 nm and an expanded uncertainty of ± 1 nm (acc. to GUM with a coverage factor of $k = 3$).

Brightness: Brightness values are measured during a current pulse of typically 25 ms, with an internal reproducibility of $\pm 8\%$ and an expanded uncertainty of $\pm 11\%$ (acc. to GUM with a coverage factor of $k = 3$).

Special Statement: The final interpretation of this specification shall be vested in Honglitronic, in the case of ambiguity, the Chinese version shall prevail.

X-ON Electronics

Largest Supplier of Electrical and Electronic Components

Click to view similar products for [Standard LEDs - SMD category](#):

Click to view products by [HONGLITRONIC manufacturer](#):

Other Similar products are found below :

[LTST-C190KYKT](#) [LTST-C19GD2WT](#) [LTW-170ZDC](#) [LTW-M140SZS40](#) [LTW-M140ZVS](#) [598-8110-100F](#) [598-8610-202F](#) [91-21SUBCS400-A6TR7](#) [AAAF5060QBFSEEZGS](#) [APT1608QGW](#) [99-213/R6C-AR2T1B/2C](#) [SML-LX0606SISUGC/A](#) [SML-LXR851SIUPGUBC](#) [LT1ED53A](#) [APFA3010SURKCGKQBDC](#) [APHK1608VGCA](#) [APT2012QGW](#) [LTST-008BGEW](#) [LTW-010DCG](#) [LTW-020ZDCG](#) [LTW-21TS5](#) [LTW-220DS5](#) [598-8330-117F](#) [65-21SYGC/S530-E3/TR8](#) [CMDA20AYAA7D1S](#) [95-21SURCS530-A3TR10](#) [598-8040-100F](#) [598-8070-100F](#) [598-8140-100F](#) [598-8610-200F](#) [SML-LXR851SGSIC-TR](#) [SML-512PWT86A](#) [EASV3015RGYA0](#) [95-21UYC-S530-A5-TR7](#) [LTST-C190KFKT-5A](#) [LTST-C194TBKT-5A](#) [CLX6E-FKC-CH1M1D1BB7C3D3](#) [SML-LXL0805USBC-TR](#) [SML-LX2835SYSUGCTR](#) [LTW-M670ZVS-M5](#) [APA2106ZGC/G](#) [CLMXB-FKA-CbcfghjnpACBB79463](#) [KPTD-2012LVVBC-D](#) [VFA1101W-5AY3B2-TR](#) [LCB P473-P2R2-3J7L-1-Z](#) [91-21VGC/S556/S68/TR10/S370](#) [LW A67C-S2U1-FK0KM0](#) [LW A673-P1S1-FK0PM0](#) [BL-HE1G033B-TRB](#) [5988B90107F](#)