

CK 宽温品 片式铝电解电容
Chip Type Aluminum Electrolytic Capacitors



产品特点 Features

适用-55℃~+105℃温度范围, 寿命2,000小时; 性能稳定, 可靠性高; 产品直径: φ 4mm~ φ 16.5mm
-55℃~+105℃ temperature range, life 2000 hours; stable performance, high reliability
The diameter of the product: φ 4mm~ φ 12.5mm

主要技术性能 Specifications

项目 Items	特性 Characteristics									
工作温度范围 Category Temperature Range	-55℃~+105℃									
额定电压范围 Rated Voltage Range	4~100V.DC									
标称电容范围 Nominal Capacitance Range	1μF ~ 2200 μF									
标称电容允许偏差 Nominal Capacitance Tolerance	± 20%(120Hz,+20 °C)									
泄漏电流范围 Leakage Current(MAX)	I=0.01CV(μ A) or 3 (μ A) after 2 minutes I=Leakage Current(μ A) C=Nominal Capacitance(μ F) V=Roted Voltage(V)									
损耗角正切值 Dissipation Factor(MAX) Tan δ (20℃,120Hz)	Rated Voltage(V)	4	6.3	10	16	25	35	50	63	100
	Tan δ	0.35	0.30	0.24	0.20	0.18	0.16	0.14	0.14	0.14
耐久性 Load Life	+105℃施加额定工作电压2000H后, 放置16H, 电容器应满足以下要求。 After applying rated voltage with max ripple current for 2000hrs at 105℃,and then resumed 16 hours, the capacitors shall meet the following requirements									
	Capacitance Change	± 30%初始值以内			Within ± 30% of the initial value					
	Dissipation Factor	≤ 200%初始值以内			Not more than 200% of the specified value					
	Leakage Current	≤ 初始规定值			Not more than the specified value					
高温贮存 Shelf Life	+105℃, 贮存1000H后, 放置16H, 电容器应满足以下要求。 After storage for 1000hrs at 105℃, then resumed 16 hours, the capacitors shall meet the following requirements									
	Capacitance Change	± 30%初始值以内			Within ± 30% of the initial value					
	Dissipation Factor	≤ 200%初始值以内			Not more than 200% of the specified value					
	Leakage Current	≤ 300%初始值以内			Within 300% of initial specified value					
耐焊接热 Resistance to Soldering Heat	在250℃的条件下, 电容器在热板上保持30秒, 然后从热板上取出电容器, 让其在室温下恢复, 电容器应满足以下要求。 The capacitors shall be kept on then hot plate maintained at 250℃ for 30 seconds.After removing from the hot plate and restored at room temperature, they meet the following requirement:									
	Capacitance Change	± 10%初始值以内			Within ± 10% of the initial value					
	Dissipation Factor	≤ 初始规定值			Not more than the initial specified value					
	Leakage Current	≤ 初始规定值			Not more than the initial specified value					
低温特性及阻抗比 Low Temperature Stability Impedance Ratio (MAX) 120Hz	Roted Voltage (V)	4	6.3	10	16	25	35	50	63	100
	Z-25℃/Z+20℃ (120Hz)	< Φ8	7	4	3	2	2	2	2	2
		≥ Φ8	7	5	4	3	2	2	2	2
	Z-40℃/Z+20℃ (120Hz)	< Φ8	15	8	8	4	4	3	3	3
		≥ Φ8	15	10	8	6	4	3	3	3

■ 尺寸图 Dimensions

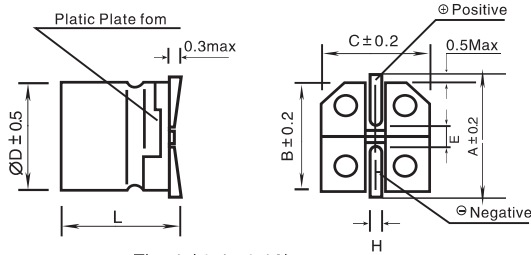


Fig. 1 (Φ4~Φ10)

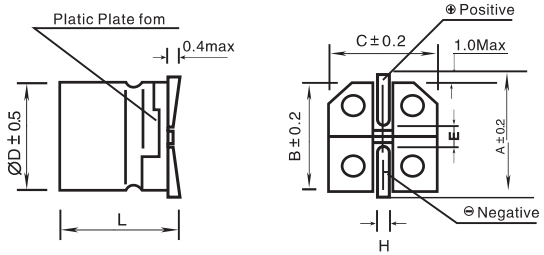


Fig. 2 (≥Φ16.5)

单位: mm

ΦD	L	A	B	C	E	H	Fig.No.
4	5.4 ± 0.3	5.0	4.3	4.3	1.0	0.5~0.9	1
5	5.4 ± 0.3	6.0	5.3	5.3	1.5	0.5~0.9	1
6.3	5.4 ± 0.3	7.2	6.6	6.6	2.1	0.5~0.9	1
6.3	7.7 ± 0.3	7.2	6.6	6.6	2.1	0.5~0.9	1
8	6.5 ± 0.5	9.1	8.3	8.3	3.1	0.8~1.1	1
8	10.2 ± 0.5	9.1	8.3	8.3	3.1	0.8~1.1	1
10	10.2 ± 0.5	11.1	10.3	10.3	4.5	0.8~1.1	1
12.5	13.5 ± 0.5	13.7	13.0	13.0	4.4	1.0~1.4	2
16	16.5 ± 0.5	16.7	17	17	6.7	1.0~1.4	2

■ 标准品一览表 Standard Size

V	6.3		10		16		25		35		50		63		100	
μF	D×Lmm	mA	D×Lmm	mA	D×Lmm	mA	D×Lmm	mA	D×Lmm	mA	D×Lmm	mA	D×Lmm	mA	D×Lmm	mA
1											4×5.4	8.0	4×5.4	7.2	4×5.4	7.2
2.2											4×5.4	12	4×5.4	12	6.3×5.4	15
3.3									4×5.4	14	4×5.4	14	5×5.4	14	6.3×5.4	
4.7							4×5.4	14	4×5.4	15	4×5.4	14	5×5.4	17	6.3×5.4	23
											5×5.4	17	6.3×5.4	22	6.3×7.7	38
10					4×5.4		4×5.4	15	4×5.4	15	5×5.4	23	6.3×5.4	41		
							5×5.4	21	5×5.4	22	6.3×5.4	25	6.3×7.7	26	6.3×7.7	38
22	4×5.4	22	4×5.4	21	4×5.4	21	5×5.4	26	5×5.4	30			6.3×7.7	53	8×10.2	90
			5×5.4	26	5×5.4	28	6.3×5.4	37	6.3×5.4	40	6.3×5.4	43	8×6.5	80		
33	4×5.4	23	4×5.4	23			5×5.4	30	6.3×5.4	45						
	5×5.4	28	5×5.4	34	5×5.4	29	6.3×5.4	45	8×6.5	86	6.3×7.7	63	8×10.2	116	10×10.2	136
47	4×5.4	26	4×5.4	27	5×5.4	33	5×5.4	30			6.3×5.4	54	6.3×7.7	66	8×10.2	125
							6.3×5.4	49	6.3×5.4	54	6.3×7.7	66	8×10.2	125	10×10.2	148
	5×5.4	34	5×5.4	31	6.3×5.4	48	8×6.5	93	6.3×7.7	75	8×10.2	120	10×10.2	168		
100	5×5.4	40	5×5.4	40	6.3×5.4	63	6.3×5.4	49	6.3×5.4	45						
	6.3×5.4	52	6.3×5.4	55	6.3×7.7	72	6.3×7.7	93	8×10.2	125	8×10.2	146	10×10.2	200	2.5×13.5	276
150	6.3×5.4	70	6.3×5.4	78	6.3×7.7	116	8×10.2	210	8×10.2	210	8×10.2	238	12.5×13.5	330		
220	6.3×5.4	69	6.3×5.4	78	6.3×7.7	110	6.3×7.7	93	8×10.2	195						
	6.3×7.7	108	6.3×7.7	110			8×6.5	110	8×10.2	183	10×10.2	230	10×10.2	230	12.5×13.5	380
			8×6.5	110												
330	6.3×7.7	108	6.3×7.7	134			8×10.2	201	8×10.2	228	10×10.2	247	10×10.2	230		
			8×10.2	108									12.5×13.5	360	16×21.5	9000
470	6.3×7.7	125	6.3×7.7	160	8×10.2	240	8×10.2	228								
	8×10.2	214	8×10.2	214	10×10.2	300	10×10.2	286	10×10.2	286	12.5×13.5	360	16×16.5	750		
680	8×10.2	214	10×10.2	277	10×10.2	322	10×13.5	400	10×13.5	400						
							12.5×13.5	440	12.5×13.5	440						
1000	8×10.2	235	8×10.2	230												
	10×10.2	310	10×10.2	320	10×10.2	347	12.5×13.5	500			16×16.5	1050				
1500	10×10.2	320	10×12.5	480	12.5×13.5	540										
			12.5×13.5	540												
2200	12.5×13.5	600	12.5×13.5	600												


mA额定纹波电流 Rated ripple current(mA, 105°C, 120Hz)

■ 纹波电流修正系数 / 频率系数 Multiplier For Ripple Current / Frequency coefficient

频率 Frequency	50Hz	120Hz	300Hz	1kHz	≥10kHz
系数 Coefficient	0.70	1.00	1.17	1.36	1.50

注: 以上所提供的的设计及特性参数仅供参考, 任何修改不做预先通知, 如在使用上有疑问, 请在采购前与我们联系, 以便提供技术上的协助。
 Note: all designs and specifications are for reference only and are subject to change without prior notice, if any doubt about safety for your application, please contact us immediately for technical assistance before purchase.

产品编码解析 Explanation of Part Number



Series	R.W Voltage (V)	Code	Capacitance (μF)	Code	Cap.Tol	Code	Case Size	Code
CK	4	0G	0.1	0R1	± 5	J	4*5.4	0405
VT	6.3	0J	0.22	R22	± 10	K	5*5.4	0505
RVT	10	1A	0.33	R33	± 15	L	6.3*5.4	0605
RVE	16	1C	0.47	R47	± 20	M	6.3*7.7	0607
US	25	1E	1	1R0	± 30	N	6.3*10.2	0610
UZ	35	1V	1.5	1R5	+ 20 - 10	V	8*6.5	0806
UN	50	1H	2.2	2R2	+ 20 - 5	H	8*10.2	0810
UH	63	1J	3.3	3R3	+ 10 - 20	C	8*12.5	0812
UL	80	1K	4.7	4R7	+ 100 - 0	P	10*10.2	1010
UV	100	2A	5.6	5R6	+ 30 - 10	Q	10*12.5	1012
UD	160	2C	6.8	6R8	+ 20 - 0	R	10*13.5	1013
UW	200	2D	8.2	8R2	+ 50 - 10	T	12.5*13.5	1213
SF	250	2E	10	100	+ 75 - 10	U	12.5*16	1216
SH	350	2V	12	120	+ 40 - 20	X	16*16.5	1616
SL	400	2G	15	150	+ 50 - 20	S	16*21.5	1621
SR	450	2W	22	220	+ 80 - 20	Z	18*16.5	1816
SS	450	2H	33	330			18*21.5	1821
ST	500		47	470			20*16.5	2016
SU			56	560			20*21.5	2021
HS			68	680				
			100	101				
			220	221				
			330	331				
			470	471				
			560	561				
			680	681				
			820	821				
			1000	102				
			1500	152				
			2200	222				
			3300	332				
			4700	472				
			6800	682				

X-ON Electronics

Largest Supplier of Electrical and Electronic Components

Click to view similar products for [Aluminium Electrolytic Capacitors - SMD category](#):

Click to view products by [Honor manufacturer](#):

Other Similar products are found below :

[ULV2H4R7MNL1GS](#) [ULV2H1R8MNL1GS](#) [MAL214099813E3](#) [CA025M4R70REB-0405](#) [HUB1800-S](#) [UCX1V471MNQ1MS](#) [10SVP120M](#)
[DV100M050C055ETR](#) [RVJ-50V101MH10U-R](#) [AEH1012471M016R](#) [MAL213967339E3](#) [GVT1C337M0608CNVC](#) [ATB106M050D058](#)
[ATB476M050F065](#) [ATB476M035E058](#) [ATB107M016E058](#) [ATB107M035E077](#) [EMVE350ARA101MF80G](#) [EMHL250ARA221MHA0G](#)
[ATB477M016F102](#) [EMK1EM331FB0D00R](#) [EMF1CM221FB0D00R](#) [EMF1CM331FB0D00R](#) [EMF1CM471FB0D00R](#)
[EMK1JM101GB0D00R](#) [EMK1AM102GB0D00R](#) [EMK1HM221GB0D00R](#) [DV221M6R3E055ETR](#) [DV221M025E077ETR](#)
[RV331M025F105ETR](#) [RVT1A101M0505](#) [GVZ1H101M0607](#) [CK1E100M0405](#) [GVM1E331M0607](#) [VT10UF100V167RV0127](#)
[VT100UF16V167RV0124](#) [CS100UF35V167RV0155](#) [CK220UF16V167RV0142](#) [VT10UF16V167RV0128](#) [VT22UF35V167RV0131](#)
[CS470UF10V167RV0150](#) [CK100UF16V167RV0138](#) [CK220UF10V167RV0141](#) [RVT330UF25V167RV0055](#) [CS47UF16V167RV0152](#)
[VT470UF16V167RV0135](#) [CS100UF10V167RV0144](#) [126RV0017](#) [VT47UF35V167RV0137](#) [CS220UF35V167RV0148](#)