



东莞市荣誉电子有限公司

DOGGUAN HONOR ELECTRONICS CO., LTD

ADD: 东莞市虎门镇捷南路 729 号 1 栋

TEL: 0769-85359259 FAX: 0769-85359269

客户Customer:

日期Date:

承 认 书

SPECIFICATION

种 类: 固态高分子铝电解电容器

Description: Solid Polymer Aluminum Electrolytic Capacitors

料号 P/N: HG1V686M0509PC

系列SERIES: HG

规格尺寸 ITEM: 35V68uF 5*9

客户料号 Customer P/N:

编号 No.: RY-GT-23010014

批准 APPROVED BY

批准 APPROVED BY

制作 PREPARED BY	审核 CHECKED BY	批准 APPROVED BY
张晓琪	何 亮	李世刚

固态高分子铝电解电容器

Solid Polymer Aluminum Electrolytic Capacitors

1. 概述 Scope

此承认书使用于含有导电高分子电解质的 HG 系列固态电解电容

These specifications specify HG series of the Aluminum Solid Capacitors with Conductive Polymer Electrolyte.

2. 使用温度范围 Operating Temperature Range

使用温度范围是指电容在额定电压下可以稳定运行的环境温度范围

Operating temperature range is the range of ambient temperature at which the capacitor can be operated continuously at rated voltage. $-55 \sim +105^{\circ}\text{C}$ (35V ~ 100V)

3. 特性 Characteristics

除非另有说明，标准的测量和测试环境条件如下：

Unless otherwise specified, the standard range of atmospheric conditions for making measurements and tests are as follows.

环境温度 Ambient temperature : 15 to 35 $^{\circ}\text{C}$

相对湿度 Relative humidity: 45 to 85%

大气力压 Air pressure: 86kpa to 106kpa

若对结果有疑问，测试则按如下标准进行

If there may be doubt on the results, measurements shall be made within the following limits.

环境温度 Ambient temperature : $20 \pm 2^{\circ}\text{C}$

相对湿度 Relative humidity: 60 to 70%

大气压 Air pressure: 86kpa to 106kpa

4. 额定电压、浪涌电压和额定温度 Rated voltage, Surge voltage and Rated temperature

额定电压 Rated voltage(V)	额定温度 Rated temperature($^{\circ}\text{C}$)	浪涌电压 Surge voltage (V)	电压种类 Category voltage(V)
35	105	40.3	35
50	105	57.5	50
63	105	72.5	63
80	105	92.0	80
100	105	115	100

5. 高低温阻抗 Impedance at high and low temperature

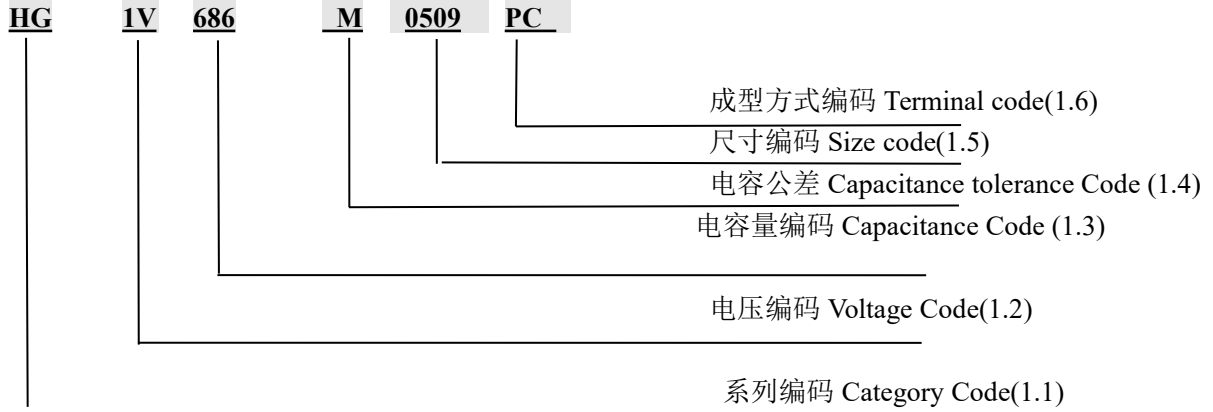
阻抗 Impedance at 100kHz at $-55 \pm 3^{\circ}\text{C}$ or $105 \pm 2^{\circ}\text{C}$

阻抗比 Impedance ratio	性能 Performance
$Z(-55^{\circ}\text{C}) / Z(+20^{\circ}\text{C})$	0.75 to 1.25
$Z(105^{\circ}\text{C}) / Z(+20^{\circ}\text{C})$	0.75 to 1.25

固态高分子铝电解电容器

Solid Polymer Aluminum Electrolytic Capacitors

1.物料编码 PART No. SYSTEM



1.1 系列编码 Series Code

编码 Code	HG
系列编码 Series Code	HG

1.2 电压编码 Voltage Code

编码 Code	1V	1H	1J	1k	2A
电压编码 VoltageCode(W.V)	35	50	63	80	100

1.3 电容量编码 Capacitance Code

编码 Code	226	686	157	277	337	477	567	687	827	108
电容量 Capacitance (uF)	22	68	100	220	330	470	560	680	820	1000

1.4 电容公差 Capacitance tolerance

“M” 代表-20%~+20% “M” stands for -20%~+20%

1.5 尺寸编码 Size Code

编码 Code	0508	0509	0608	0609	0611	0808	0811	1010	1012
直径 D (Φ)	5	5	6.3	6.3	6.3	8	8	10	10
高度 H (mm)	8	9	8	9	11.5	8	11.5	10	12

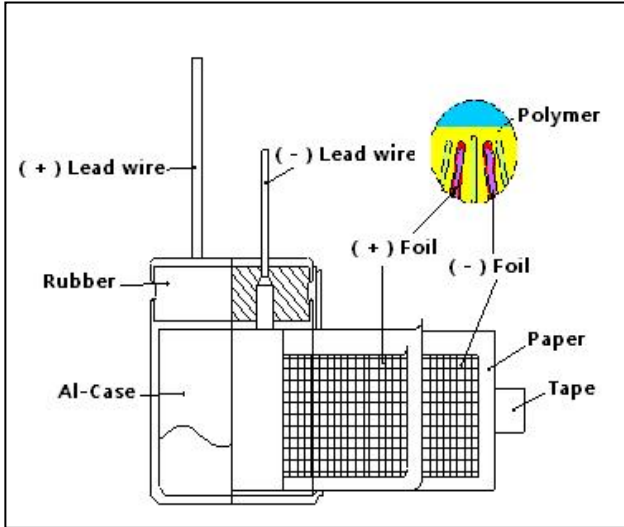
1.6 成型方式编码 Terminal Code

编码 Code	PC	PJ	PB	PZ
其他 Other	平豆散装 Platform rubber& In bulk	平豆剪脚 Platform rubber &Lead Cut3.5±0.3mm	平豆编带 Platform rubber& Taping Pitch=2.0mm	座板 Right lying Bending2.0±0.5mm

固态高分子铝电解电容器

Solid Polymer Aluminum Electrolytic Capacitors

2. 结构 Construction



导针: 固体镀锡铜包钢线

Lead wires : Solid tinned copper weld steel wire

导针端子: 高纯铝 Al-boss : High pure aluminum

电解纸: 马尼拉麻 Paper : Manila hemp

铝箔 (正极): 高纯铝 Al-foil (Anode) : High pure aluminum

铝箔 (负极): 碳箔、高纯铝

Al-foil (Cathode) : Carbon foil、High purity aluminum

铝壳: 高纯铝 (尼龙碾压) Al-case : Aluminum (nylon laminate)

胶粒: 聚酯 Tape : Polyester

导针和圆柱端子通过焊接连接在一起

The lead wire and the Al-boss are welded together.

导针扁平端子与铝箔通过按压连接在一起

The Al-tab and the Al-foil are stitched to join together.

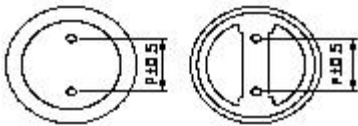
卷绕的素子外部以阴极箔包裹

The outer most Al-foil spiral of the element is cathode.

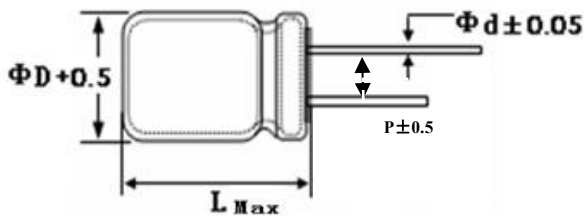
导电高分子用作电解质

Conductive polymer is used as the electrolyte.

3. 尺寸图 Outer dimensions (单位 Unit:mm)



尺寸编码 Size Code	ΦD	L	L max	P	Φd
0509	5.0	9.0	10.0	2.0	0.50



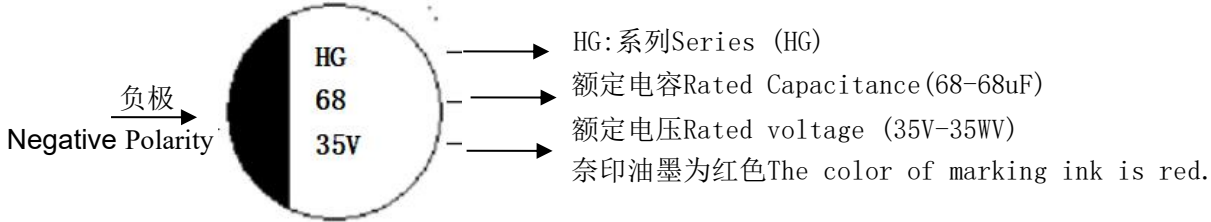
固态高分子铝电解电容器

Solid Polymer Aluminum Electrolytic Capacitors

4. 奈印 Marking

除非另有说明，奈印应该清晰地印在电容上

Unless otherwise specified. Capacitor shall be clearly marked on it body.



5. 包装 Packing

包装标签标示 Packing Label Marked

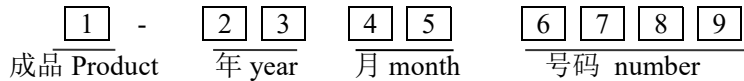
(下面的项目应该标志在标签上 the following items shall be marked on the label)

(盒内或包内 Inside box or bag)

1) 系列 series 2) 料号 P/N 3) 额定电容 Rated capacitance 4) 额定电压 Rated Voltage

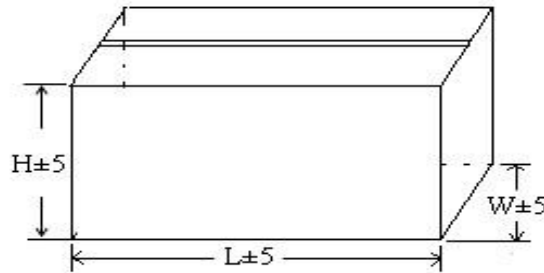
5) 数量 quantity 6) 尺寸 size

7) 批号 LOT Number :



5.1 散装包装 In bulk Packing

散装 Bulk: 标准 Standard & 剪脚 Cutting



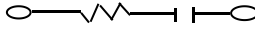
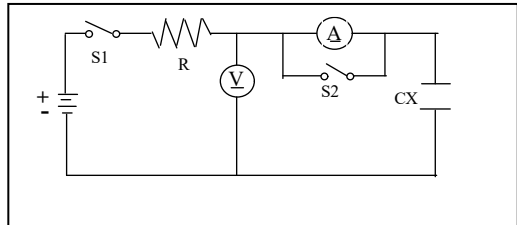
分类 Classification	标准品 Standard			剪脚品 Cutting		
	袋 Bag (pcs)	内盒 Inner box 267x260x135 (mm)	外箱 Outer carton 546x279x160 (mm)	袋 Bag (pcs)	内盒 Inner box 267x260x135 (mm)	外箱 Outer carton 546x279x160 (mm)
尺寸 Case size D*L(mm)						
φ 5	1000	10000	20000	1000	12000	24000
φ 6	1000	10000	20000	1000	12000	24000
φ 8	500	5000	10000	1000	6000	12000
φ 10	500	5000	10000	500	6000	12000

固态高分子铝电解电容器

Solid Polymer Aluminum Electrolytic Capacitors

6. 性能 Performance

6.1 电性能 Electrical Characteristics

序号 No.	项目 Item	测试方法 Test method	性能 Performance
6.1.1	额定工作电压 Rated voltage	DC: 35V ~ 100V	
6.1.2	电容量 Capacitance	测试频率 Measuring frequency : 120Hz 测试电路 Measuring circuit  等效串联电路 Series equivalent circuit	参考特性表 Refer to characteristic table
6.1.3	损失角正切值 Dissipation Factor	测试电压 Measuring voltage : 0.5Vrms or less 直流偏压 DC bias voltage : +1.5~2.0VDC	参考特性表 Refer to characteristic table
6.1.4	阻抗 ESR	测试频率 Measuring frequency: 100kHz 测试温度 Measuring temperature: 20 ±5℃ 测量位置: 不得超过导针焊点 2mm。 Measuring point : 2mm max from the surface of a sealing resin on the lead wire	参考特性表 Refer to characteristic table
6.1.5	漏电流 Leakage current	直流漏电流在 20℃, 有串联 1000±100Ω 电阻的情况下以直流工作电压且充电 2min 后测试 DC leakage current shall be measured after 2 minutes application of the DC rated working voltage through the 1000 Ω resistor at 20℃  R : 1000±100Ω A : 电流表 DC current meter S1 : 开关 Switch S2 : 电流表保护开关 Switch for protect of current meter V: 电压表 DC voltage meter CX : 测试电容 Testing capacitor 备注:漏电流测试时, C.C 标准设定为 500mA	参考特性表 Refer to characteristic table

固态高分子铝电解电容器

Solid Polymer Aluminum Electrolytic Capacitors

<p>6.1.6</p> <p>高温&低温特性 High & Low Temperature characteristics</p>	<p>高温&低温特性 High & Low Temperature characteristics</p>	<table border="1" data-bbox="443 338 1086 600"> <thead> <tr> <th>步骤 Step</th> <th>温度 Temperature</th> <th>存储时间 Storage Time</th> </tr> </thead> <tbody> <tr> <td>1</td> <td>20±2℃</td> <td>30minutes</td> </tr> <tr> <td>2</td> <td>-55⁺⁰₋₃℃</td> <td>2 hours</td> </tr> <tr> <td>3</td> <td>(15℃ to 35℃)±2℃</td> <td>15min.</td> </tr> <tr> <td>4</td> <td>105⁺³₋₀℃</td> <td>2 hours</td> </tr> <tr> <td>5</td> <td>20±2℃</td> <td>2 hours</td> </tr> </tbody> </table> <p>步骤 1: 测试容量和阻抗 Step1: Measure the capacitance and impedance (Z , 20℃, 120Hz±10%)</p> <p>步骤 2: 冷却 2 小时后测阻抗 Step2: Measure the impedance at thermal balance after 2 hours. (Z , -55℃, 120Hz±10%)</p> <p>步骤 3: 冷却 2 小时后测容量和漏电流 Step3: Measure the capacitance and leakage current at thermal balance after 2 hours.</p> <p>步骤 4: 测量电容损失 Step4: Measure the capacitance and tanδ</p>	步骤 Step	温度 Temperature	存储时间 Storage Time	1	20±2℃	30minutes	2	-55 ⁺⁰ ₋₃ ℃	2 hours	3	(15℃ to 35℃)±2℃	15min.	4	105 ⁺³ ₋₀ ℃	2 hours	5	20±2℃	2 hours	<p>Step 2: 阻抗比率在 0.75 至 1.25 之间</p> <p>Step 4: Impedance ratio (Zr / Zr0) within 0.75 to 1.25</p> <p>Step 5: 容差±5%</p> <p>Capacitance change: Within ±5% of step 1</p> <p>损失小于或等于标准 tanδ ≤ 150% of the specified value.</p>
步骤 Step	温度 Temperature	存储时间 Storage Time																			
1	20±2℃	30minutes																			
2	-55 ⁺⁰ ₋₃ ℃	2 hours																			
3	(15℃ to 35℃)±2℃	15min.																			
4	105 ⁺³ ₋₀ ℃	2 hours																			
5	20±2℃	2 hours																			
<p>6.1.7</p>	<p>耐浪涌电压 Surge voltage</p>	<p>额定浪涌电压充电 30 ± 5 秒后, 在室温下放电 5 ± 0.5 分钟。这一过程要重复 1000 次, 每一次循环的时间为 6 ± 0.5 分钟, 测试温度为 15℃-35℃。</p> <p>Rated surge voltage shall be applied (switch on) for 30 ± 5 seconds and then shall be applied (switch off) with discharge for 5±0.5 minutes at room temperature . This cycle shall be repeated for 1000 cycles. Duration of one cycle is 6 ± 0.5 minutes. Test temperature: 15℃-35℃</p>	<p>漏电流 ≤ 规格值 Leakage current ≤ specified value</p> <p>容量改变在规格值的±20% 内 Capacitance change within ±20% of the specified value</p> <p>损失角 ≤ 规格值的 150% tan δ ≤ 150% of the specified value.</p> <p>阻抗 ≤ 规格值的 150% ESR ≤ 150% of the specified value.</p>																		

固态高分子铝电解电容器

Solid Polymer Aluminum Electrolytic Capacitors

6.2 机械性能 Mechanical Performance

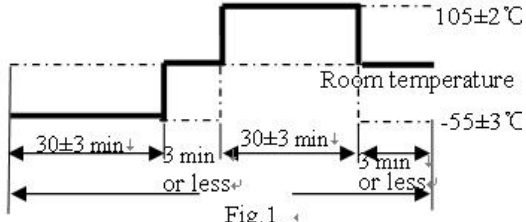
序号 No.	项目 Item	测试方法 Test method	性能 Performance
6.2.1	振动试验 Resistance to Vibration	依照 JIS C 5102 8.2 和 JIS C 5025 To comply with JIS C 5102 8.2 and JIS C 5025 频率: 10 到 55Hz(1 分钟间隔/10→55→10 Hz) Frequency: 10 to 55Hz (1 minute interval/10→55→10Hz) 振幅: 0.75mm(整体偏移 1.5mm) Amplitude : 0.75mm (Total excursion 1.5mm) 方向: X, Y, Z (3 轴) Direction: X , Y , Z (3 axes) 持续时间: 2 小时/轴 (共 6 小时) Duration : 2 hours / axial (Total 6 hours)	容量在 30 分钟内测量, 与初始值相比不应有较大的差异, 其改变在±5%以内 Capacitance value should not show drastic change compared to the initial capacitance when the value is measured within 30 minutes. Prior to the completion of exam, capacitance change should be within ±5% compared to the initial value after the exam
6.2.2	可焊性 Solder ability	温度: 245 ± 5 °C Temperature : 245 ± 5 °C 持续时间: 2 ± 0.5 秒 Duration : 2 ± 0.5 seconds 焊料: 25wt%的松香(JIS K5902)//乙醇(JIS K 8101) Flux: Rosin (JIS K5902)//Ethanol(JIS K8101); About 25 wt. %	至少 95% 的浸渍表面覆盖有新的焊料 At least 95% of surface area of the dipped portion of the terminal shall be covered with new solder.

6.3 耐受能力 Endurance Performance

序号 No.	项目 Item	测试方法 Test method	性能 Performance
6.3.1	耐焊接热 Resistance to soldering heat	焊料浴方法 Solder bath method 温度 Temperature : 260 ± 5 °C 持续时间 Duration : 10 ± 1 seconds 一直到间距为 1.0mm 的情况下 Until a distance of 1.0mm from the case. Soldering iron method : 温度 Temperature : 400 ± 10 °C 持续时间 Duration : 3 +1/-0 seconds	容量变化在规格值的±5%内 Capacitance change: Within ± 5% of the specified capacitance 损失角 ≤ 规格值的 130% Tanδ ≤ 130% of the specified value. 阻抗 ≤ 规格值的 130% ESR ≤ 130% of the specified value. 漏电流 ≤ 规格值 Leakage current ≤ specified value.
6.3.2	稳态湿热 (恒稳态) Resistance to damp heat (steady state)	温度 Temperature : 60 ± 2 °C 相对湿度 Relative humidity : 90% ~ 95% 持续时间 Duration : 1000 (-0/+48) hrs 使用电压: 无负荷 Applied voltage : without load	电容变化在规格值的±20%内 Capacitance change within ±20% of the specified value 损失角 ≤ 规格值的 150% tan δ ≤ 150% of the specified value. 阻抗 ≤ 规格值的 150% ESR ≤ 150% of the specified value. 漏电流 ≤ 规格值 Leakage current ≤ specified value.

固态高分子铝电解电容器

Solid Polymer Aluminum Electrolytic Capacitors

6.3.3	快速变温 Rapid change of temperature	 <p>使用电压：无负荷 Applied voltage : without load 循环次数：5 次 Cycle number : 5 Cycles 测试图:Fig. 1 Test diagram: Fig. 1</p>	<p>容量变化：在规格值的±10%内 Capacitance change : Within ±10% of the specified capacitance 损失角：小于或等于规格值 $\tan \delta \leq$ specified value. 漏电流：小于或等于规格值 Leakage current \leq specified value.</p>
6.3.4	负荷寿命试验 Load Life Test	<p>电容在 $105 \pm 2^\circ\text{C}$ 加载直流电 2000 小时后，需在室温下放置 2 小时才可进行测试 After 2000 hours continuous application of DC rated working voltage at $105 \pm 2^\circ\text{C}$, the measurements shall be measured after 2 hours exposed at room temperature</p>	<p>容量变化：在规格值的±20%内 Capacitance change within ±20% of the specified value 损失角：小于规格值的 150% $\tan \delta \leq 150\%$ of the specified value. 阻抗 \leq 规格值的 150% $\text{ESR} \leq 150\%$ of the specified value. 漏电流 \leq 规格值 Leakage current \leq specified value.</p>

7. 纹波电流频率系数 Frequency coefficient for ripple current

频率 Frequency	$120\text{Hz} \cong f < 1 \text{ kHz}$	$1 \text{ KHz} \cong f < 10 \text{ kHz}$	$10 \text{ KHz} \cong f < 100 \text{ kHz}$	$100 \text{ KHz} \cong f < 300 \text{ kHz}$
系数 Coefficient	0.05	0.3	0.7	1.00

备注 REMARKS

如果有任何疑问，在电压处理后测量漏电流。

电压：直流额定电压适用于电容器在 105°C 下 120 分钟。

需在室温下放置 2 小时才可进行测试

If any doubt arises, measure the leakage current after following voltage treatment.

Voltage treatment : DC rated voltage are applied to the capacitors for 120 minutes at 105°C .

The measurements should be measured after 2 hours exposed at room temperature

固态高分子铝电解电容器

Solid Polymer Aluminum Electrolytic Capacitors

8. 操作注意事项 Operating Precautions

8.1 极性 Polarity

CAP是具有正负极的固态铝电解电容，使用中不可反接，若接反，则电容会因为漏电流不断增大或短路而造成寿命缩短。

CAP is a solid aluminum electrolytic capacitor with positive and negative electrodes. Do not reverse the polarity when using. If it is used with the polarities reversed, its life may shorten because of increasing leakage current or short circuit.

8.2 禁止电路 Prohibited circuits

因为焊接及其它动作可造成电容的漏电流增加，CAP不可使用在下列电路中：

Since problems can be expected due to leakage current increasing during soldering and other processes, CAP cannot be used in the following circuits

- 1)高阻抗电路 1) High impedance circuits;
- 2)耦合电路 2) Coupling circuits;
- 3)时限恒量电路 3) Time constant circuits;
- 4)为提高耐电压而串联两个或多个电容于电路中
4) Connection of two or more capacitors in series for higher withstand voltage;
- 5)电路因漏电流过大而有坏的影响 5) Circuits to get bad influence by big leakage current

* 除漏电流的波动上升外，电容的使用条件如在承认书中规定的高温和低温，温湿和耐受性条件都会影响电容量。若电容作为时限恒量电容使用，因其对电容量的变动的敏感性，电容量的改变会造成影响。不要将其作为时限恒量电容使用，同时若因电压原因要串联多个CAP电容，请联系东莞市荣誉电子有限公司。

* In addition to the leakage current fluctuation above, the operational conditions such as characteristics at high and low temperature, damp heat and endurance stipulated in the specifications will affect the capacitance. The fluctuation of the capacitance may cause problem if it is used as a time constant capacitor, which is extremely sensitive to the fluctuation of the capacitance. Do not use it as a time constant capacitor. Additionally, please contact Dongguan Honor Electronics Co., Ltd. for usage of two or more CAP in series for voltage proof.

8.3 电压 Over voltage

电压若超过额定电压，即便只是一瞬间也可能造成短路

Over voltage exceeding the rated voltage may not be applied even for an instant as it may cause a short circuit.

8.4 突然充放电 Sudden charge and discharge

突然的充放电是不可取的（为了维持高的可靠性）。为防止突然的充放电造成电容短路或漏电过大，电路中应加上一个保护电路用以分流过大的电流。若瞬间电流超过10A或超过10倍允许纹波电流，要使用保护电路。在测试漏电流时请加上一个1kΩ的电阻用以充放电。

Sudden charge and discharge restricted (for maintenance of high-proof reliability). A protection circuit is recommended for when a sudden charge or discharge causes excessive rush current because this is a main cause of short circuits and large leakage current. Use protection circuits if the rush current exceeds 10A. The rush current exceeds 10×the maximum allowable ripple current of CAP. Be sure to insert a protection resistor of about 1kΩ for charge and discharge when measuring the leakage current.

8.5 焊接注意事项 Considerations when soldering

焊接条件要在承认书的规定范围内。若没有遵守承认书的条件，则电容漏电流可能急剧增加，容量衰减。

固态高分子铝电解电容器

Solid Polymer Aluminum Electrolytic Capacitors

The soldering conditions are to be within the range prescribed in specifications. If the specifications are not followed, there is a possibility of the cosmetic deflection, the intensive increase of leakage current, and the capacitance reduction.

使用需知 Things to be noted before mounting

(a) 已安装过的或加过电压的CAP请勿再使用。经历了周期性电性能测试的CAP不可再用。

(a) Do not reuse CAP that have been assembled in a set and energized. Excluding CAP that have been removed for measuring electrical characteristics during a periodic inspection, CAP cannot be reused.

(b) CAP贮藏一年时间后，漏电流可能会增大，使用前，请在105℃，额定电压及接有1 kΩ电阻的条件下充电2小时。

(b) Leakage current may increase when CAP are stored for one year. In this case, apply rated voltage for 2 hour at 105℃ with load of 1 kΩ resistor.

(c) Reflow soldering 流体焊接

Do not apply radial lead type capacitors to reflow soldering. 不可用于SMD系列

(d) Handling after soldering 焊接后处理

在这之后，不要倾斜，弯曲或扭曲CAP Do not tilt, bend or twist the CAP after it

不可通过抓捏CAP来移动印刷电路板 Do not move the PCB with catching CAP itself.

堆叠印刷电路板时确保CAP没有碰触到其它电路板或部件

When stacking PCB make sure that the CAP does not touch other PCB or components.

不可将CAP与其它物品堆放 Do not dump the CAP with objects.

8.6 使用CAP于工业设备 Use of CAP for industrial equipments

为确保CAP在工业设备上的可靠性，设计必须与之相符。

To ensure reliability when the CAP is used in industrial equipments, design must allow for its

8.7 使用CAP于生命保障系统 Use of CAP for human life equipments

若使用于与人类生命有关的设备上（如空间设备、航空设备、原子设备等），请与东莞市荣誉电子有限公司详细咨询，不要使用没有东莞市荣誉电子有限公司承认文件的CAP。

In case of using in equipments regarding human life (e.g. Space equipment, aeronautic equipment and atomic equipment etc.), be sure to talk over the matter with Dongguan Honor Electronics Co., Ltd. .

Don't use without recognition document of Dongguan Honor Electronics Co., Ltd. .

8.8 贮存 Storage

1) 请将CAP贮存于温度在-40 to 85℃之间，相对湿度在75%以下的没有阳光直射的环境中，如果可能可贮存于包裹中。(如果在35到85℃，他应该少于三个月)

Store CAP with the temperature range between -40 to 85℃ (If between 35 to 85℃, it should be less than three months), and the relative humidity of 75% without direct sunshine and store CAP in the package states if possible.

2) CAP请在使用前再打开包装袋并且快速用完。

CAP are recommended that you shall open the bag just before use and CAP shall be used up.

3) 不要在有水、盐水、油及凝结状况的地方贮存CAP

Never store CAP in which it is directly exposed to water, brine, oil or in condensation status.

4) 禁止在含有毒气体的区域放置CAP（如：硫化氢、亚硫酸、亚硝酸、氯气、氨水等）

Never store CAP in any area filled with poisonous gases (including hydrogen sulfide, sulfurous acid, nitrous acid, chlorine and ammonia).

固态高分子铝电解电容器

Solid Polymer Aluminum Electrolytic Capacitors

5)禁止在有紫外线或放射性辐射的区域放置CAP。

Never store CAP in any area to which ultraviolet and/or radial rays are radiated.

※ (导针式Radial lead type)

开启前：出货后一年内Before unseal : within 1 year after delivery

封口后：打开后7天内After seal : within 7 days from opening

8.9 清洗Cleaning

关于HCFC，可用高浓酒精，石油，萜烯，水和表面活性剂以及别的溶剂（单独或混合使用）浸泡，用超声波，煮沸，蒸发等方法按制作者的建议清洗。更多详情请联系。

Concerning about HCFC, higher alcohol system, petroleum system, terpene system, water system with surface active agent and other solvents the washing way (separateness or combinations) by soak, ultrasonic wave, boil, vapor etc. is confirmed under the maker's recommendation. Please contact us if you require further details.

8.10为CAP设计电路的说明Notes on circuit designs for CAP

8.10.1 执行Performance

在承认书中指定的额定性能范围内使用CAP。

Use CAP within the rating and performance ranges defined in this specifications.

8.10.2使用温度和纹波电流Operating temperature and ripple current

如果CAP的使用温度超过了上限温度（105℃）或是有过载纹波电流通过，则有较大可能使寿命缩短，或漏电流增大，造成CAP失效。

If CAP is used at a temperature higher than the upper category temperature(105℃), or excess ripple current flows through CAP, there are high possibilities of life cycle reduction or leakage current increasing to cause CAP defective.

8.10.3漏电流Leakage current

漏电流会因焊接条件而有些微的上升，加载直流电压可使电容自我修复，漏电流逐渐减小。

The leakage current of CAP may increase slightly by soldering conditions. The application of DC voltage enables the capacitors to be repaired by itself and this leads the leakage current to be smaller gradually.

8.10.4使用电压Applied voltage

为了保证CAP的可靠性，加载到CAP上的电压最好小于其额定电压的80%。直流加交流电压的峰值应小于额定电压。

For the reliability of CAP, it is recommended that the voltage applied to CAP should be less than 80% of the rated voltage. Peak value of the the dc and ac voltage should not exceed its rated voltage.

8.10.5失效模式Failure mode

CAP含有导电聚合物，其寿命的终止大部分是由于偶然失效模式，主要是短路。如果短路，CAP将会因持续电流流过而过热，然后铝壳会因内部压力的增加而脱离电容。

CAP contains a conductive polymer. The life ends mostly due to random failure mode, mainly short circuit. In case of short circuit, CAP can be overheated by continuous current flow, then case of CAP would be removed by internal pressure increasing.

X-ON Electronics

Largest Supplier of Electrical and Electronic Components

Click to view similar products for [Aluminium Organic Polymer Capacitors](#) category:

Click to view products by [Honor](#) manufacturer:

Other Similar products are found below :

[750-1809](#) [SEAU0A0102G](#) [MAL218297003E3](#) [APA0609471M006R](#) [APA0807561M004R](#) [APA0809331M016R](#) [APA0809561M010R](#)
[APA0809821M004R](#) [APA0812102M006R](#) [APA0812122M004R](#) [APA0812471M016R](#) [APA0812561M016R](#) [HHXD630ARA330MJA0G](#)
[HHXD350ARA270MF61G](#) [HHXD350ARA220ME61G](#) [HHXD350ARA101MHA0G](#) [HHXD500ARA101MJA0G](#) [HHXD250ARA101MF80G](#)
[APXJ200ARA151MF61G](#) [HHXE250ARA331MJA0G](#) [RS81C271MDN1CG](#) [PM101M016E058PTR](#) [PM101M025E077PTR](#)
[SPZ1EM221E10P25RAXXX](#) [APSE2R5ETD821MF08S](#) [SPZ1EM681F14O00RAXXX](#) [SPZ1AM102F11000RAXXX](#)
[SPV1VM471G13O00RAXXX](#) [SPV1VM101E08O00RAXXX](#) [SPZ1VM821G18O00RAXXX](#) [SPV1HM331G15O00RAXXX](#)
[SPZ1HM221G12O00RAXXX](#) [SPZ1CM471E11O00RAXXX](#) [SVZ1EM221E09E00RAXXX](#) [PM101M035E077PTR](#) [HV1A227M0605PZ](#)
[HV1C107M0605PZ](#) [HV1C227M0607PZ](#) [HV1H107M0810PZ](#) [149EC921](#) [118EC222](#) [118EC229](#) [118EC247](#) [118EC333](#) [118EC220](#)
[118EC221](#) [118EC225](#) [118EC235](#) [118EC227](#) [118EC232](#)