


RVT-VT

宽温品 片式铝电解电容
Chip Type Aluminum Electrolytic Capacitors



产品特点 Features

适用-55℃~+105℃温度范围, 寿命2,000小时; 性能稳定, 可靠性高; 产品直径: φ 4mm~φ 12.5mm
-55℃~+105℃ temperature range, life 2000 hours; stable performance, high reliability
The diameter of the product: φ 4mm~φ 12.5mm

主要技术性能 Specifications

项目 Items	特性 Characteristics																																																
工作温度范围 Category Temperature Range	-55℃~+105℃																																																
额定电压范围 Rated Voltage Range	4~100V.DC																																																
标称电容量范围 Nominal Capacitance Range	1μF ~ 2200 μF																																																
标称电容量允许偏差 Nominal Capacitance Tolerance	± 20%(120Hz,+20 °C)																																																
泄漏电流范围 Leakage Current(MAX)	I=0.01CV(μ A) or 3 (μ A) after 2 minutes I=Leakage Current(μ A) C=Nominal Capacitance(μ F) V=Roted Voltage(V)																																																
损耗角正切值 Dissipation Factor(MAX) Tan δ (20℃,120Hz)	<table border="1"> <thead> <tr> <th>Rated Voltage(V)</th> <th>4</th> <th>6.3</th> <th>10</th> <th>16</th> <th>25</th> <th>35</th> <th>50</th> <th>63</th> <th>100</th> </tr> </thead> <tbody> <tr> <td>Tan δ</td> <td>0.35</td> <td>0.30</td> <td>0.24</td> <td>0.20</td> <td>0.18</td> <td>0.16</td> <td>0.14</td> <td>0.14</td> <td>0.14</td> </tr> </tbody> </table>	Rated Voltage(V)	4	6.3	10	16	25	35	50	63	100	Tan δ	0.35	0.30	0.24	0.20	0.18	0.16	0.14	0.14	0.14																												
Rated Voltage(V)	4	6.3	10	16	25	35	50	63	100																																								
Tan δ	0.35	0.30	0.24	0.20	0.18	0.16	0.14	0.14	0.14																																								
耐久性 Load Life	<p>+105℃施加额定工作电压2000H后, 放置16H, 电容器应满足以下要求。 After applying rated voltage with max ripple current for 2000hrs at 105℃, and then resumed 16 hours, the capacitors shall meet the following requirements</p> <table border="1"> <tbody> <tr> <td>Capacitance Change</td> <td>± 30%初始值以内</td> <td>Within ± 30% of the initial value</td> </tr> <tr> <td>Dissipation Factor</td> <td>≤ 200%初始值以内</td> <td>Not more than 200% of the specified value</td> </tr> <tr> <td>Leakage Current</td> <td>≤ 初始规定值</td> <td>Not more than the specified value</td> </tr> </tbody> </table>	Capacitance Change	± 30%初始值以内	Within ± 30% of the initial value	Dissipation Factor	≤ 200%初始值以内	Not more than 200% of the specified value	Leakage Current	≤ 初始规定值	Not more than the specified value																																							
Capacitance Change	± 30%初始值以内	Within ± 30% of the initial value																																															
Dissipation Factor	≤ 200%初始值以内	Not more than 200% of the specified value																																															
Leakage Current	≤ 初始规定值	Not more than the specified value																																															
高温贮存 Shelf Life	<p>+105℃, 贮存1000H后, 放置16H, 电容器应满足以下要求。 After storage for 1000hrs at 105℃, then resumed 16 hours, the capacitors shall meet the following requirements</p> <table border="1"> <tbody> <tr> <td>Capacitance Change</td> <td>± 30%初始值以内</td> <td>Within ± 30% of the initial value</td> </tr> <tr> <td>Dissipation Factor</td> <td>≤ 200%初始值以内</td> <td>Not more than 200% of the specified value</td> </tr> <tr> <td>Leakage Current</td> <td>≤ 300%初始值以内</td> <td>Within 300% of initial specified value</td> </tr> </tbody> </table>	Capacitance Change	± 30%初始值以内	Within ± 30% of the initial value	Dissipation Factor	≤ 200%初始值以内	Not more than 200% of the specified value	Leakage Current	≤ 300%初始值以内	Within 300% of initial specified value																																							
Capacitance Change	± 30%初始值以内	Within ± 30% of the initial value																																															
Dissipation Factor	≤ 200%初始值以内	Not more than 200% of the specified value																																															
Leakage Current	≤ 300%初始值以内	Within 300% of initial specified value																																															
耐焊接热 Resistance to Soldering Heat	<p>在250℃的条件下, 电容器在热板上保持30秒, 然后从热板上取出电容器, 让其在室温下恢复, 电容器应满足以下要求。 The capacitors shall be kept on then hot plate maintained at 250℃ for 30 seconds. After removing from the hot plate and restored at room temperature, they meet the following requirement:</p> <table border="1"> <tbody> <tr> <td>Capacitance Change</td> <td>± 10%初始值以内</td> <td>Within ± 10% of the initial value</td> </tr> <tr> <td>Dissipation Factor</td> <td>≤ 初始规定值</td> <td>Not more than the initial specified value</td> </tr> <tr> <td>Leakage Current</td> <td>≤ 初始规定值</td> <td>Not more than the initial specified value</td> </tr> </tbody> </table>	Capacitance Change	± 10%初始值以内	Within ± 10% of the initial value	Dissipation Factor	≤ 初始规定值	Not more than the initial specified value	Leakage Current	≤ 初始规定值	Not more than the initial specified value																																							
Capacitance Change	± 10%初始值以内	Within ± 10% of the initial value																																															
Dissipation Factor	≤ 初始规定值	Not more than the initial specified value																																															
Leakage Current	≤ 初始规定值	Not more than the initial specified value																																															
低温特性及阻抗比 Low Temperature Stability Impedance Ratio (MAX) 120Hz	<table border="1"> <thead> <tr> <th>Roted Voltage (V)</th> <th>4</th> <th>6.3</th> <th>10</th> <th>16</th> <th>25</th> <th>35</th> <th>50</th> <th>63</th> <th>100</th> </tr> </thead> <tbody> <tr> <td rowspan="2">Z-25℃/Z+20℃ (120Hz)</td> <td>< Φ8</td> <td>7</td> <td>4</td> <td>3</td> <td>2</td> <td>2</td> <td>2</td> <td>2</td> <td>2</td> </tr> <tr> <td>≥ Φ8</td> <td>7</td> <td>5</td> <td>4</td> <td>3</td> <td>2</td> <td>2</td> <td>2</td> <td>2</td> </tr> <tr> <td rowspan="2">Z-40℃/Z+20℃ (120Hz)</td> <td>< Φ8</td> <td>15</td> <td>8</td> <td>8</td> <td>4</td> <td>4</td> <td>3</td> <td>3</td> <td>3</td> </tr> <tr> <td>≥ Φ8</td> <td>15</td> <td>10</td> <td>8</td> <td>6</td> <td>4</td> <td>3</td> <td>3</td> <td>3</td> </tr> </tbody> </table>	Roted Voltage (V)	4	6.3	10	16	25	35	50	63	100	Z-25℃/Z+20℃ (120Hz)	< Φ8	7	4	3	2	2	2	2	2	≥ Φ8	7	5	4	3	2	2	2	2	Z-40℃/Z+20℃ (120Hz)	< Φ8	15	8	8	4	4	3	3	3	≥ Φ8	15	10	8	6	4	3	3	3
Roted Voltage (V)	4	6.3	10	16	25	35	50	63	100																																								
Z-25℃/Z+20℃ (120Hz)	< Φ8	7	4	3	2	2	2	2	2																																								
	≥ Φ8	7	5	4	3	2	2	2	2																																								
Z-40℃/Z+20℃ (120Hz)	< Φ8	15	8	8	4	4	3	3	3																																								
	≥ Φ8	15	10	8	6	4	3	3	3																																								

■ 尺寸图 Dimensions

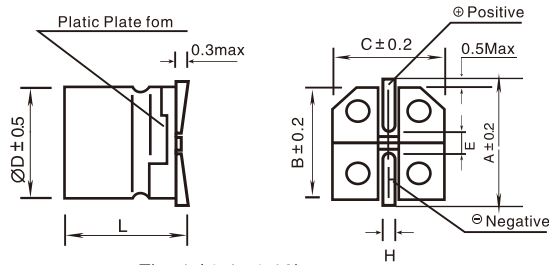


Fig. 1 (Φ4~Φ10)

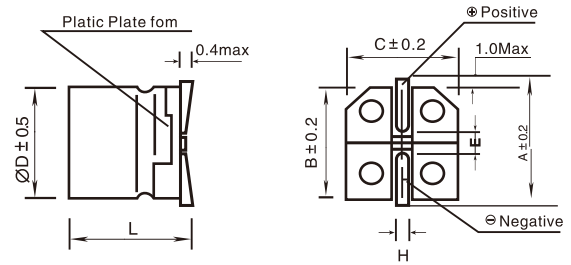


Fig. 2 (≥Φ12.5)

单位: mm

ΦD	L	A	B	C	E	H	Fig.No.
4	5.4 ± 0.3	5.0	4.3	4.3	1.0	0.5~0.9	1
5	5.4 ± 0.3	6.0	5.3	5.3	1.5	0.5~0.9	1
6.3	5.4 ± 0.3	7.2	6.6	6.6	2.1	0.5~0.9	1
6.3	7.7 ± 0.3	7.2	6.6	6.6	2.1	0.5~0.9	1
8	6.5 ± 0.5	9.1	8.3	8.3	3.1	0.8~1.1	1
8	10.2 ± 0.5	9.1	8.3	8.3	3.1	0.8~1.1	1
10	10.2 ± 0.5	11.1	10.3	10.3	4.5	0.8~1.1	1
12.5	13.5 ± 0.5	13.7	13.0	13.0	4.4	1.0~1.4	2

■ 标准品一览表 Standard Size

V	6.3		10		16		25		35		50		63		100	
μF	D×Lmm	mA	D×Lmm	mA	D×Lmm	mA	D×Lmm	mA	D×Lmm	mA	D×Lmm	mA	D×Lmm	mA	D×Lmm	mA
1											4×5.4	8.0	4×5.4	7.2	4×5.4	7.2
2.2											4×5.4	12	4×5.4	12	6.3×5.4	15
3.3									4×5.4	14	4×5.4	14	5×5.4	14	6.3×5.4	22
4.7							4×5.4	14	4×5.4	15	4×5.4	14	5×5.4	17	6.3×5.4	23
10					4×5.4		4×5.4	15	4×5.4	15	5×5.4	23	6.3×5.4	41	6.3×7.7	38
							5×5.4	21	5×5.4	22	6.3×5.4	25	6.3×7.7	26		
22	4×5.4	22	4×5.4	21	4×5.4	21	5×5.4	26	5×5.4	30	6.3×5.4	43	6.3×7.7	53	8×10.2	90
			5×5.4	26	5×5.4	28	6.3×5.4	37	6.3×5.4	40			8×6.5	80		
33	4×5.4	23	4×5.4	23	5×5.4	29	5×5.4	30	6.3×5.4	45	6.3×7.7	63	8×10.2	116	10×10.2	136
			5×5.4	34			6.3×5.4	45	8×6.5	86						
47	4×5.4	26	4×5.4	27	5×5.4	33	5×5.4	30	6.3×5.4	54	6.3×7.7	66	8×10.2	125	10×10.2	148
			5×5.4	31	6.3×5.4	48	8×6.5	93	6.3×7.7	75			10×10.2	168		
100	5×5.4	40	5×5.4	40	6.3×5.4	63	6.3×5.4	49	6.3×5.4	45	8×10.2	146	10×10.2	200	12.5×13.5	276
			6.3×5.4	52	6.3×5.4	55	6.3×7.7	72	6.3×7.7	93						
220	6.3×5.4	69	6.3×5.4	78	6.3×7.7	110	6.3×7.7	93	8×10.2	195	10×10.2	230	12.5×13.5	380		
	6.3×7.7	108	6.3×7.7	110	8×6.5	110	8×10.2	183	10×10.2	230						
330	6.3×7.7	108	6.3×7.7	134	8×10.2		8×10.2	228	10×10.2	247	12.5×13.5	360				
			8×10.2	108												
470	6.3×7.7	125	6.3×7.7	160	8×10.2	240	8×10.2	228	10×10.2	286	12.5×13.5	360				
	8×10.2	214	8×10.2	214	10×10.2	300	10×10.2	286								
680	8×10.2	214	10×10.2	277	10×10.2	322	10×13.5	400	12.5×13.5	440						
							12.5×13.5	440								
1000	8×10.2	235	8×10.2	230	10×10.2	347	12.5×13.5	500			16×16.5	1050				
	10×10.2	310	10×10.2	320												
1500	10×10.2	320	12.5×13.5	540	12.5×13.5	540										
2200	12.5×13.5	600	12.5×13.5	600												

mA额定纹波电流 Rated ripple current(mA, 105°C, 120Hz)

■ 纹波电流修正系数 / 频率系数 Multiplier For Ripple Current / Frequency coefficient

频率 Frequency	50Hz	120Hz	300Hz	1kHz	≥10kHz
系数 Coefficient	0.70	1.00	1.17	1.36	1.50

注: 以上所提供的设计及特性参数仅供参考, 任何修改不做预先通知, 如在使用上有疑问, 请在采购前与我们联系, 以便提供技术上的协助。
 Note: all designs and specifications are for reference only and are subject to change without prior notice, if any doubt about safety for your application, please contact us immediately for technical assistance before purchase.

X-ON Electronics

Largest Supplier of Electrical and Electronic Components

Click to view similar products for [Aluminium Electrolytic Capacitors - SMD category](#):

Click to view products by [Honor manufacturer](#):

Other Similar products are found below :

[EEV-FK1E332W](#) [ULV2H1R8MNL1GS](#) [MAL214099813E3](#) [CA025M4R70REB-0405](#) [HUB1800-S](#) [34610](#) [RYK-50V101MG5TT-FL](#)
[107AXZ016MQ5](#) [RVJ-50V101MH10U-R](#) [EMVH101GRA221MMN0S](#) [MAL214097402E3](#) [MAL215375471E3](#) [MAL224699909E3](#)
[MAL224699813E3](#) [MAL215099014E3](#) [MAL215099017E3](#) [MAL215099117E3](#) [MAL215099818E3](#) [AHC0609220M050R](#)
[AHC0609680M035R](#) [AEA0810330M080R](#) [AHC0812470M080R](#) [AHA0810560M040R](#) [AHC0609101M025R](#) [AEA1616151M100R](#)
[AEA0810221M025R](#) [AEH1010331M025R](#) [AEA1616331M063R](#) [AHC0609470M035R](#) [AEA1213101M080R](#) [AEA1010221M050R](#)
[AHC1012221M035R](#) [AEA1010221M035R](#) [AHC0811221M025R](#) [AEA1010470M080R](#) [AHC0609150M063R](#) [AEA0810101M050R](#)
[AEH10104R7M250R](#) [AEH1216331M050R](#) [AEH1010470M080R](#) [AEA0810560M050R](#) [AEA1213680M100R](#) [AEH0810101M035R](#)
[AHA0810220M063R](#) [AHA0810330M050R](#) [AHA1010100M100R](#) [AHA1010100M125R](#) [AHA1010101M040R](#) [AHA1010120M080R](#)
[AHA1010120M100R](#)