

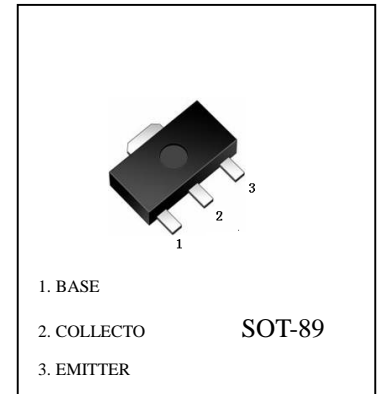
BCX54/BCX55/BCX56 (NPN)

FEATURES

- For AF driver and output stages
- High collector current
- Low collector-emitter saturation voltage
- Complementary types:BCX51...BCX53(PNP)

ORDERING INFORMATION

Type No.	Marking	Package Code
BCX54	BA	SOT-89
BCX54-10	BC	SOT-89
BCX54-16	BD	SOT-89
BCX55	BE	SOT-89
BCX55-10	BG	SOT-89
BCX55-16	BM	SOT-89
BCX56	BH	SOT-89
BCX56-10	BK	SOT-89
BCX56-16	BL	SOT-89



MAXIMUM RATING @ Ta=25°C unless otherwise specified

Symbol	Parameter	Value	Unit
V_{CBO}	Collector-Base Voltage	BCX54	45
		BCX55	60
		BCX56	100
V_{CEO}	Collector-Emitter Voltage	BCX54	45
		BCX55	60
		BCX56	80
V_{EBO}	Emitter-Base Voltage	5	V
I_C	DC Collector Current	1	A
I_{CM}	Peak Collector Current	1.5	A
I_B	Base current	100	mA
I_{BM}	Peak base current	200	mA
P_{tot}	Total power dissipation, $T_S=130^\circ\text{C}$	1	W
T_j, T_{stg}	Junction and Storage Temperature	-65 to +150	$^\circ\text{C}$

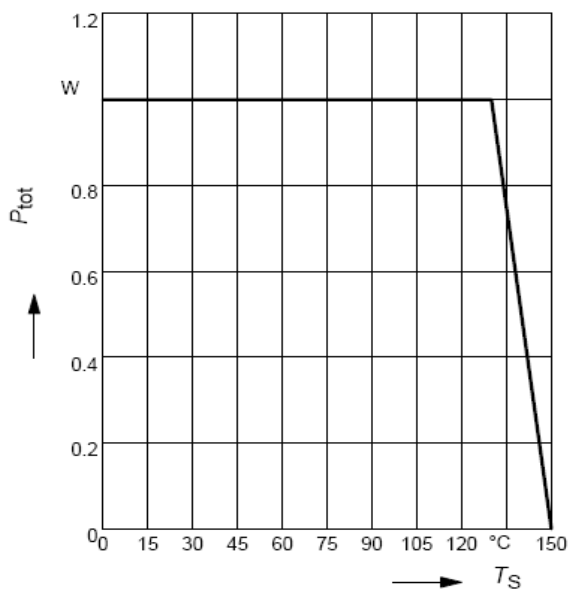
BCX54/BCX55/BCX56 TRANSISTOR (NPN)

ELECTRICAL CHARACTERISTICS @ Ta=25°C unless otherwise specified

Parameter	Symbol	Test conditions	MIN	MAX	UNIT
Collector-base breakdown voltage	$V_{(BR)CBO}$	$I_C=100\mu A, I_B=0$ BCX54 BCX55 BCX56	45 60 100		V
Collector-emitter breakdown voltage	$V_{(BR)CEO}$	$I_C=10mA, I_B=0$ BCX54 BCX55 BCX56	45 60 80		V
Emitter-base breakdown voltage	$V_{(BR)EBO}$	$I_E=100\mu A, I_C=0$	5		V
Collector cut-off current	I_{CBO}	$V_{CB}=30V, I_E=0$		100	nA
		$V_{CB}=30V, I_E=0, T_A=150^\circ C$		20	μA
DC current gain	h_{FE}	$V_{CE}=2V, I_C=5mA$	40		
		$V_{CE}=2V, I_C=150mA$	63	250	
		$V_{CE}=2V, I_C=500mA$	25		
Collector-emitter saturation voltage	$V_{CE(sat)}$	$I_C=500mA, I_B=50mA$		0.5	V
Base-emitter voltage	V_{BE}	$I_C=500mA, V_{CE}=2V$		1	V
Transition frequency	f_T	$V_{CE}=10V, I_C=50mA, f=20MHz$	100		MHz

Typical Characteristics

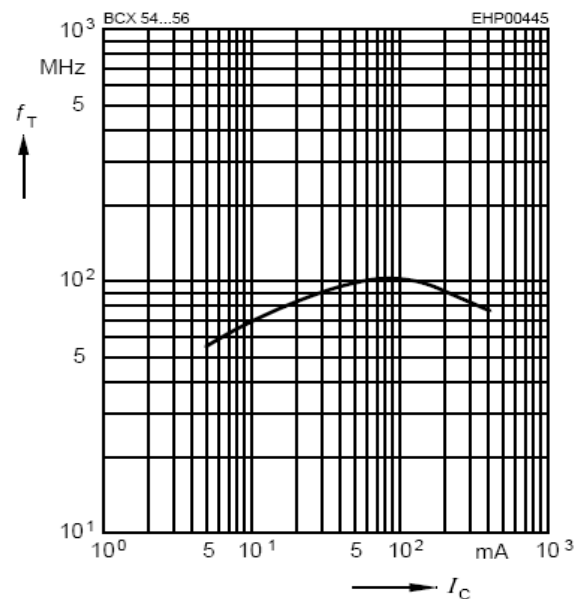
Total power dissipation $P_{tot} = f(T_S)$



BCX54/BCX55/BCX56

Transition frequency $f_T = f(I_C)$

$V_{CE} = 10V$

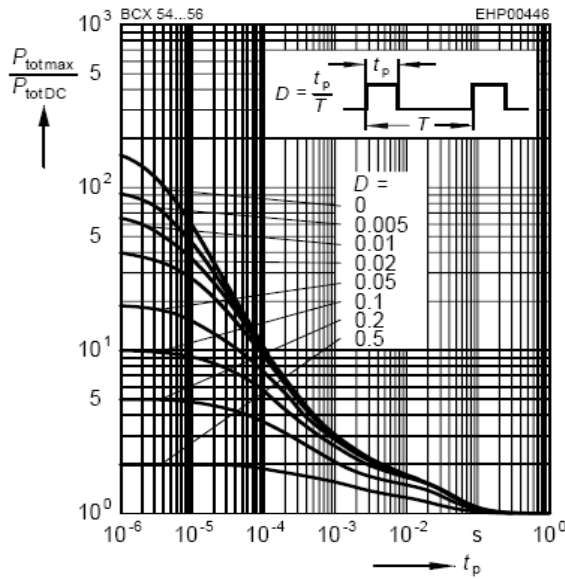


Typical Characteristics

BCX54/BCX55/BCX56

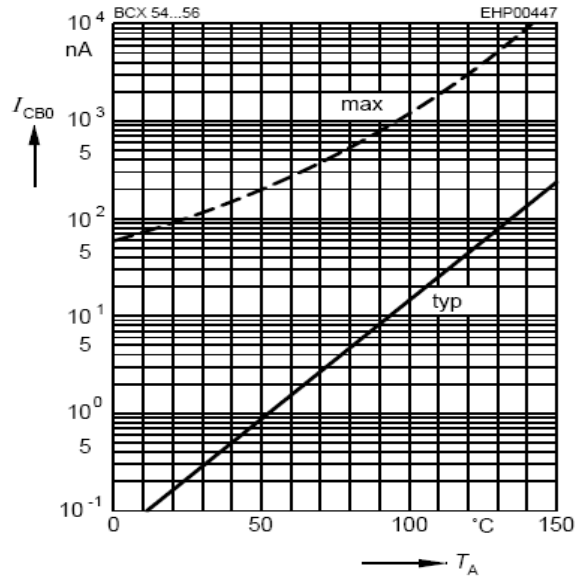
Permissible pulse load

$$P_{\text{totmax}} / P_{\text{totDC}} = f(t_p)$$



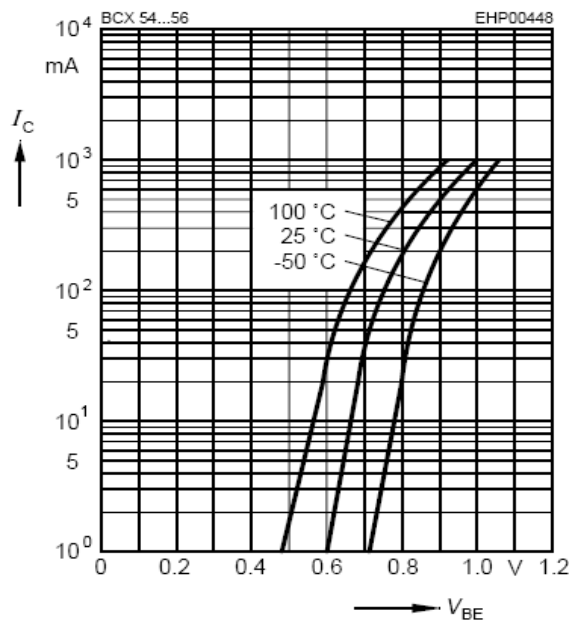
Collector cutoff current $I_{\text{CBO}} = f(T_A)$

$$V_{\text{CB}} = 30\text{V}$$



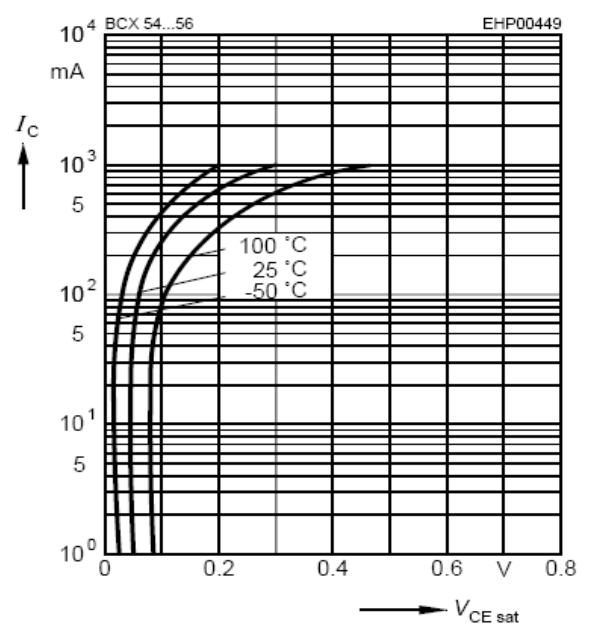
Collector current $I_C = f(V_{\text{BE}})$

$$V_{\text{CE}} = 2\text{V}$$



Collector-emitter saturation voltage

$$I_C = f(V_{\text{CEsat}}), h_{\text{FE}} = 10$$

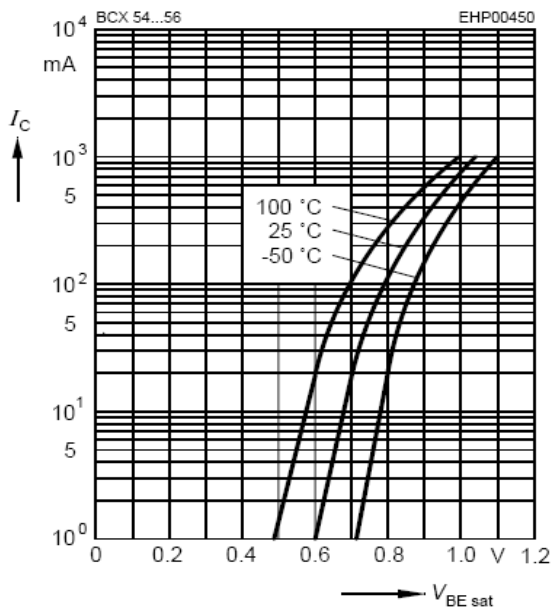


Typical Characteristics

BCX54/BCX55/BCX56

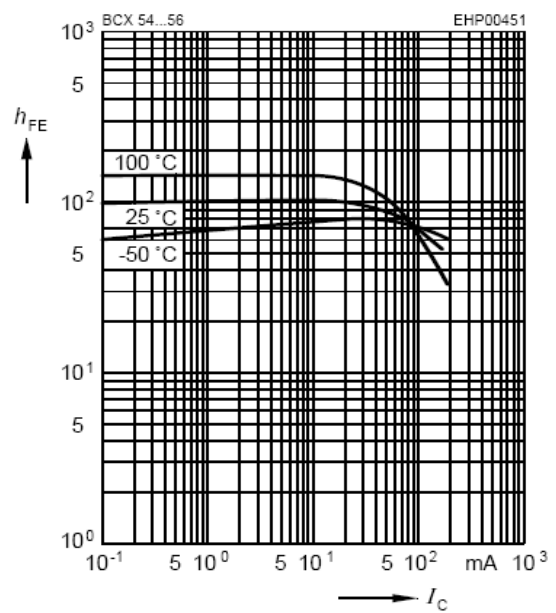
Base-emitter saturation voltage

$$I_C = f(V_{BE\text{sat}}), h_{FE} = 10$$



DC current gain $h_{FE} = f(I_C)$

$$V_{CE} = 2V$$



X-ON Electronics

Largest Supplier of Electrical and Electronic Components

Click to view similar products for [Bipolar Transistors - BJT category](#):

Click to view products by [Hottech manufacturer](#):

Other Similar products are found below :

[619691C](#) [MCH4017-TL-H](#) [MJ15024/WS](#) [MJ15025/WS](#) [BC546/116](#) [BC556/FSC](#) [BC557/116](#) [BSW67A](#) [HN7G01FU-A\(T5L,F,T](#)
[NJVMJD148T4G](#) [NSVMMBT6520LT1G](#) [NTE187A](#) [NTE195A](#) [NTE2302](#) [NTE2330](#) [NTE2353](#) [NTE316](#) [IMX9T110](#) [NTE63](#) [NTE65](#)
[C4460](#) [SBC846BLT3G](#) [2SA1419T-TD-H](#) [2SA1721-O\(TE85L,F\)](#) [2SA1727TLP](#) [2SA2126-E](#) [2SB1202T-TL-E](#) [2SB1204S-TL-E](#) [2SC5488A-](#)
[TL-H](#) [2SD2150T100R](#) [SP000011176](#) [FMC5AT148](#) [2N2369ADCSM](#) [2SB1202S-TL-E](#) [2SC2412KT146S](#) [2SC4618TLN](#) [2SC5490A-TL-H](#)
[2SD1816S-TL-E](#) [2SD1816T-TL-E](#) [CMXT2207 TR](#) [CPH6501-TL-E](#) [MCH4021-TL-E](#) [BC557B](#) [TTC012\(Q\)](#) [BULD128DT4](#) [JANTX2N3810](#)
[Jantx2N5416](#) [US6T6TR](#) [KSF350](#) [068071B](#)