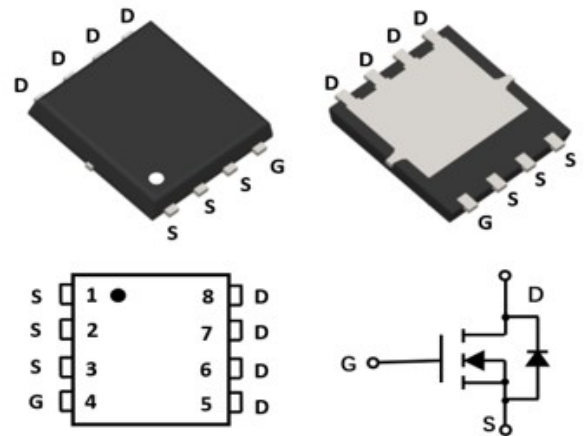


MOSFET (N-CHANNEL)
FEATURES

- Low on-resistance
- Fast switching speed
- Easily designed drive circuits
- Easy to parallel

MECHANICAL DATA

- Case: PDFN5x6
- Case Material: Molded Plastic. UL flammability
- Classification Rating: 94V-0
- Weight: 0.016 grams (approximate)
- **Marking:G90N03**

PDFN 5X6

MAXIMUM RATINGS (T_A = 25°C unless otherwise noted)

Parameter	Symbol	Value	Unit
Drain-source voltage	V _{DS}	30	V
Gate-source voltage	V _{GS}	±20V	V
Continuous drain current	I _D	90	A
Power dissipation	P _D	90	W
Thermal resistance from Junction to ambient	R _{θJA}	18	°C/W
Junction and Storage temperature	T _J , T _{STG}	-55 ~+150	°C

ELECTRICAL CHARACTERISTICS (T_A = 25°C unless otherwise specified)

Parameter	Symbol	Min	Typ	Max	Unit	Conditions
Off Characteristics						
Drain-Source breakdown voltage	V _{(BR)DSS}	30			V	V _{GS} =0V, I _D =250μA
Zero gate voltage drain current	I _{DSS}			1	μA	V _{DS} =30V, V _{GS} =0V
Gate-body leakage current	I _{GSS}			±100	nA	V _{DS} =0V, V _{GS} =±20V
Gate-threshold voltage (note 1)	V _{GS(th)}	1	1.6	2.5		V _{DS} =20V, I _D =250μA
Drain-source on-resistance (note 1)	R _{DS(ON)}		3.8	5	mΩ	V _{GS} =10V, I _D =20A
			5.5	7	mΩ	V _{GS} =4.5V, I _D =10A
Dynamic Characteristics						
Input capacitance	C _{iss}		2000		pF	V _{DS} =15V, V _{GS} =0V, f=1MHz
Output capacitance	C _{oss}		320		pF	
Reverse transfer capacitance	C _{rss}		240		pF	
Switching Characteristics						
Turn-on delay time	t _{d(on)}		13		nS	V _{DD} =15V, V _{GS} =10V, I _D =30A R _g =3Ω
Turn-on rise time	t _r		36		nS	
Turn-off delay time	t _{d(off)}		42		nS	
Turn-off fall time	t _f		16		nS	

Note:1. Pulse test ; Pulse width ≤300μs, Duty cycle ≤ 2% .

MOSFET (N-CHANNEL)

Typical Characteristics

Figure 1: Output Characteristics

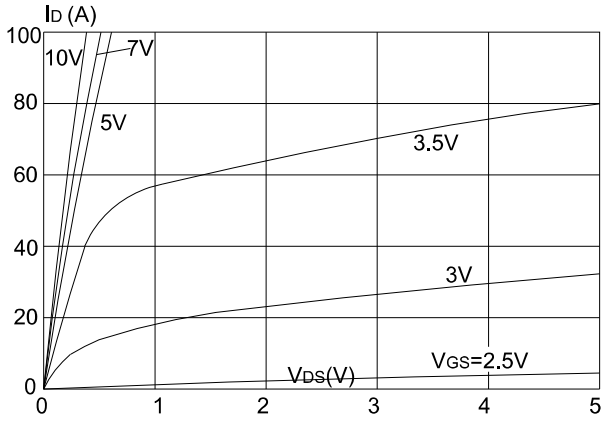


Figure 2: Typical Transfer Characteristics

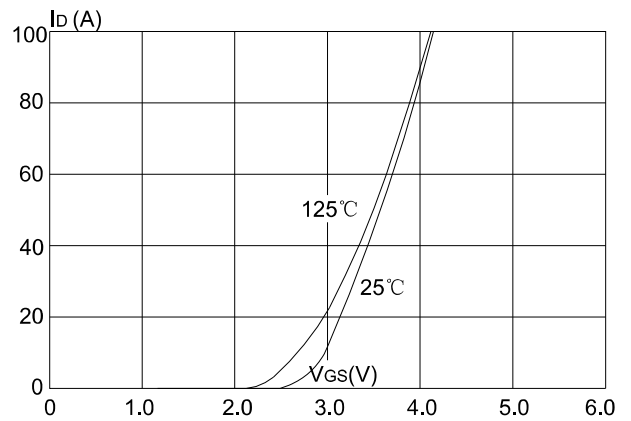


Figure 3: On-resistance vs. Drain Current

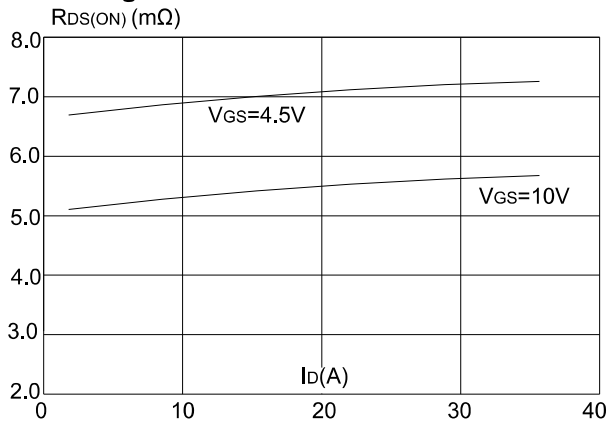


Figure 4: Body Diode Characteristics

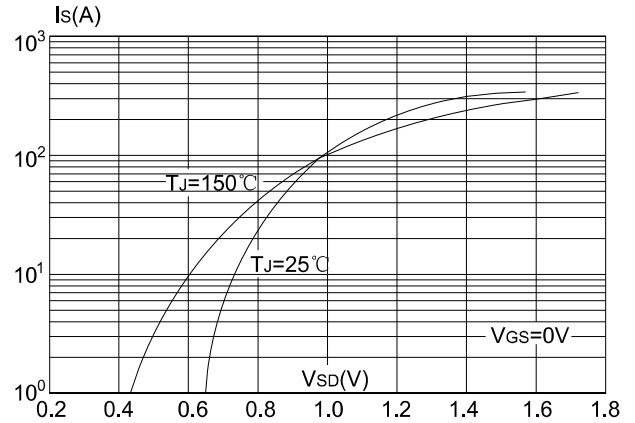


Figure 5: Gate Charge Characteristics

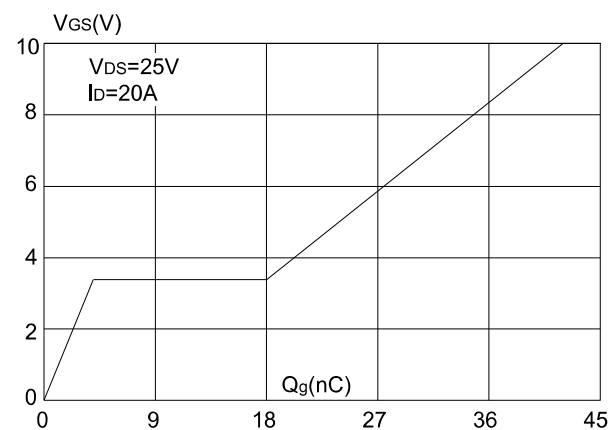
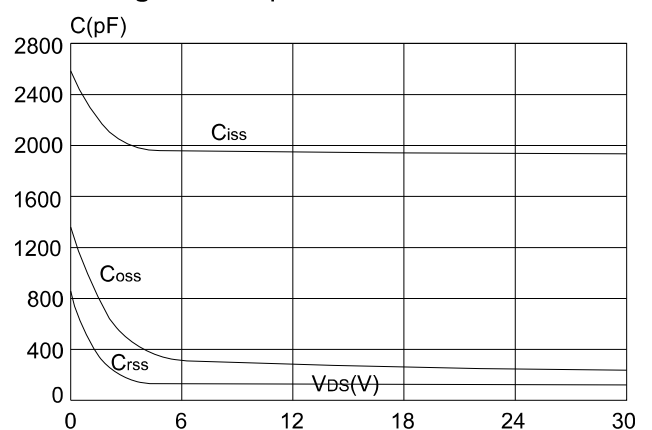


Figure 6: Capacitance Characteristics



MOSFET (N-CHANNEL)

Typical Characteristics

Figure 7: Normalized Breakdown Voltage vs. Junction Temperature

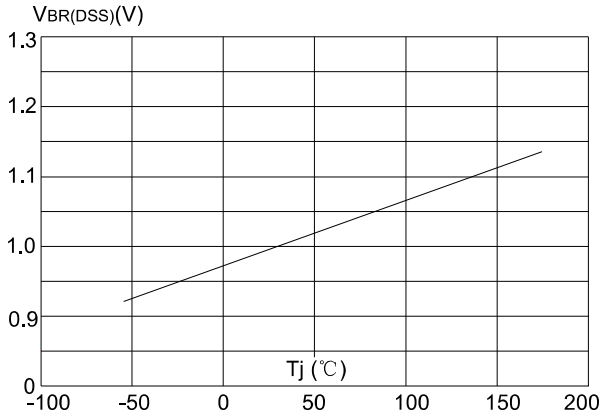


Figure 8: Normalized on Resistance vs. Junction Temperature

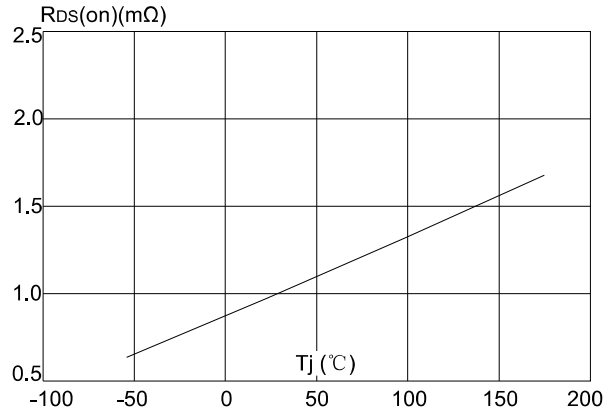


Figure 9: Maximum Safe Operating Area

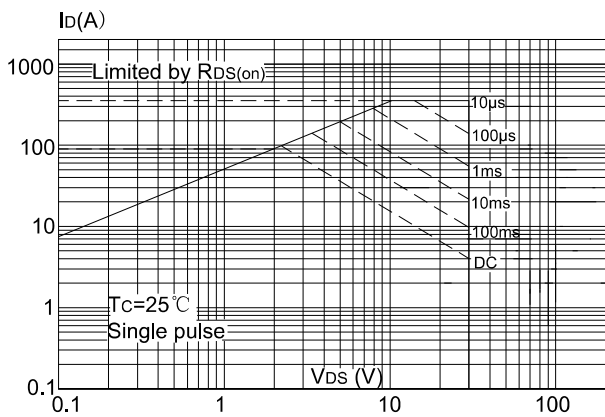


Figure 10: Maximum Continuous Drain Current vs. Case Temperature

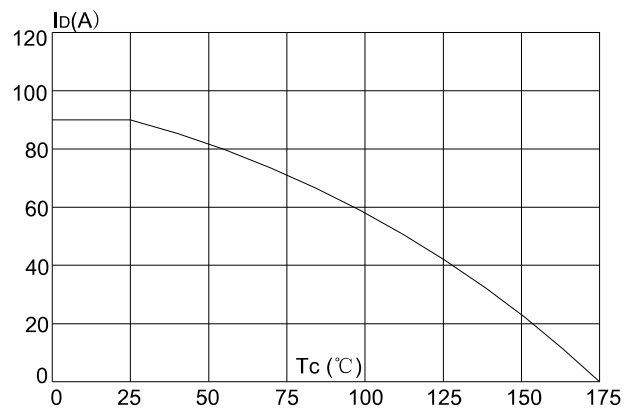
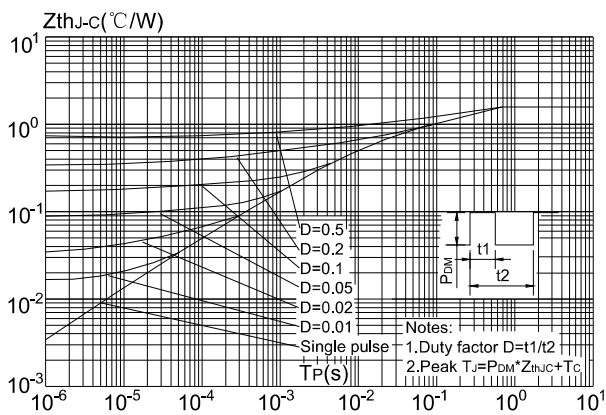
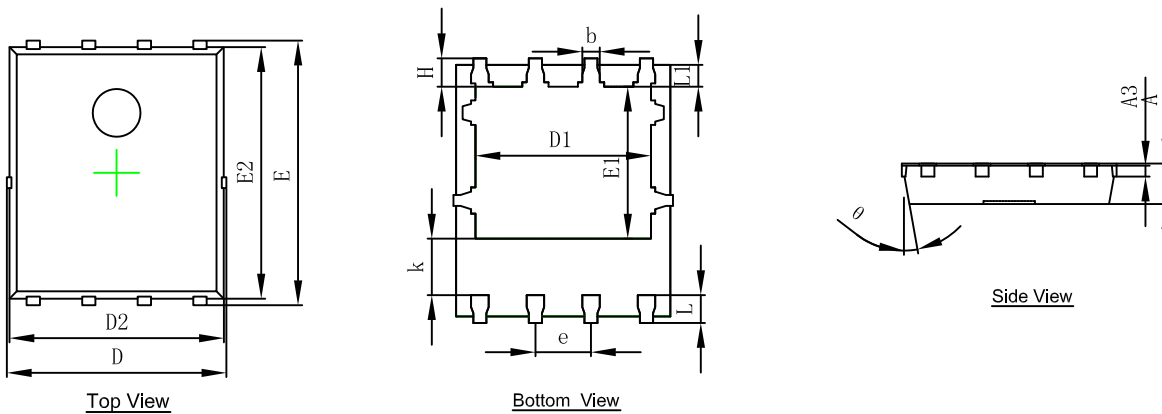


Figure.11: Maximum Effective Transient Thermal Impedance, Junction-to-Case (TO-252)



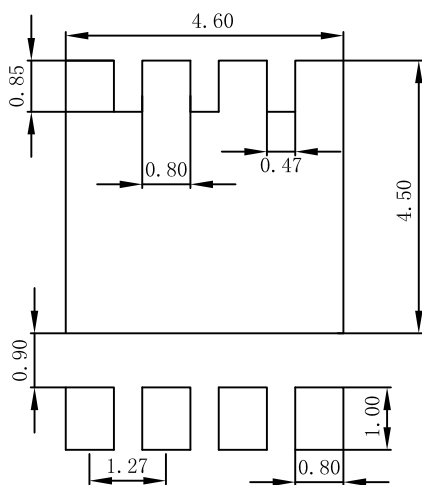
MOSFET (N-CHANNEL)

PDFN5X6 Package information



Symbol	Dimensions In Millimeters		Dimensions In Inches	
	Min.	Max.	Min.	Max.
A	0.900	1.000	0.035	0.039
A3	0.254REF.		0.010REF.	
D	4.944	5.096	0.195	0.201
E	5.974	6.126	0.235	0.241
D1	3.910	4.110	0.154	0.162
E1	3.375	3.575	0.133	0.141
D2	4.824	4.976	0.190	0.196
E2	5.674	5.826	0.223	0.229
k	1.190	1.390	0.047	0.055
b	0.350	0.450	0.014	0.018
e	1.270TYP.		0.050TYP.	
L	0.559	0.711	0.022	0.028
L1	0.424	0.576	0.017	0.023
H	0.574	0.726	0.023	0.029
θ	10°	12°	10°	12°

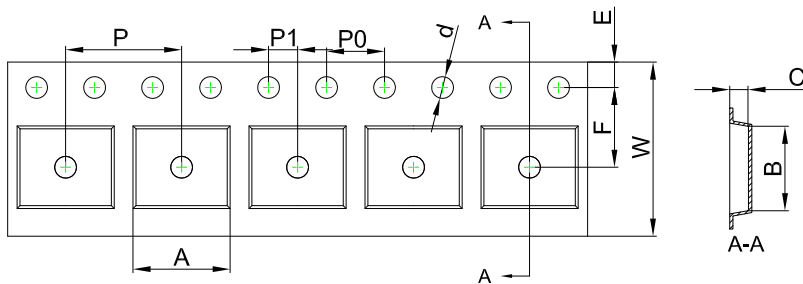
PDFN 5x6 Suggested Pad Layout



Note:
 1. Controlling dimension: in millimeters.
 2. General tolerance: ± 0.05 mm.
 3. The pad layout is for reference purposes only.

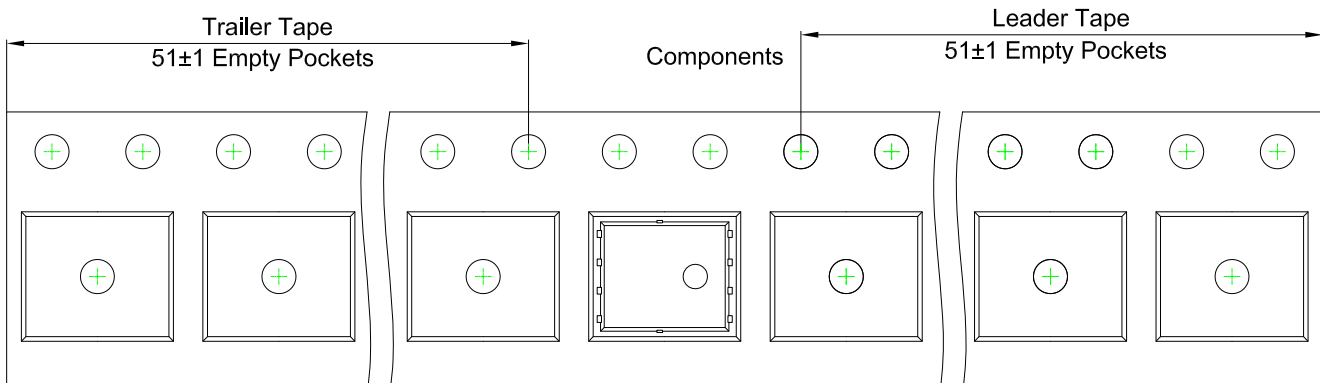
MOSFET (N-CHANNEL)

PDFN 5x6 Embossed Carrier Tape

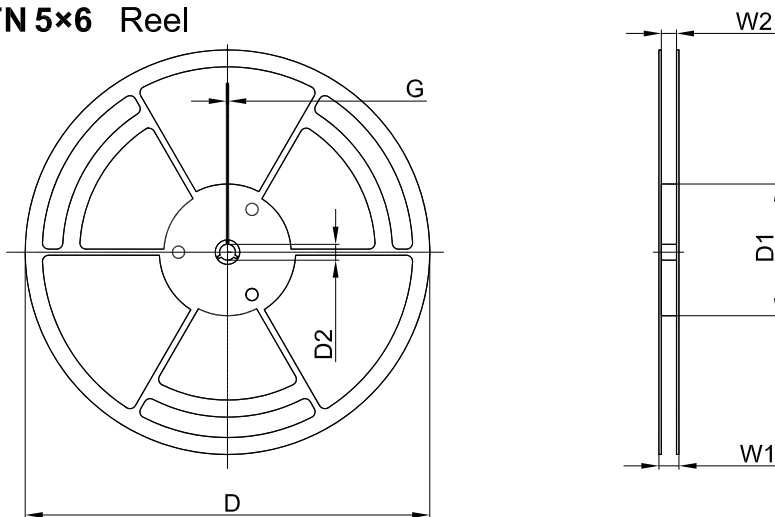


Dimensions are in millimeter										
Pkg type	A	B	C	d	E	F	P0	P	P1	W
PDFN 5x6	6.30	5.30	1.10	Ø1.50	1.75	5.50	4.00	8.00	2.00	12.00

PDFN 5x6 Tape Leader and Trailer



PDFN 5x6 Reel



Dimensions are in millimeter						
Reel Option	D	D1	D2	G	W1	W2
13" Dia	Ø330.00	100.00	13.00	1.90	17.60	12.40

REEL	Reel Size	Box	Box Size(mm)	Carton	Carton Size(mm)
5,000 pcs	13 inch	5,000 pcs	340×336×29	50,000 pcs	353×346×365

X-ON Electronics

Largest Supplier of Electrical and Electronic Components

Click to view similar products for [MOSFET](#) category:

Click to view products by [Hottech](#) manufacturer:

Other Similar products are found below :

[614233C](#) [648584F](#) [MCH3443-TL-E](#) [MCH6422-TL-E](#) [NTNS3A92PZT5G](#) [IRFD120](#) [IRFF430](#) [JANTX2N5237](#) [2N7000](#) [AOD464](#)
[2SK2267\(Q\)](#) [2SK2545\(Q,T\)](#) [405094E](#) [423220D](#) [MIC4420CM-TR](#) [VN1206L](#) [614234A](#) [715780A](#) [SSM6J414TU,LF\(T](#) [751625C](#)
[IPS70R2K0CEAKMA1](#) [BSF024N03LT3 G](#) [PSMN4R2-30MLD](#) [TK31J60W5,S1VQ\(O](#) [2SK2614\(TE16L1,Q\)](#) [DMN1017UCP3-7](#)
[EFC2J004NUZTDG](#) [FCAB21350L1](#) [P85W28HP2F-7071](#) [DMN1053UCP4-7](#) [NTE2384](#) [NTE2969](#) [NTE6400A](#) [DMC2700UDMQ-7](#)
[DMN2080UCB4-7](#) [DMN61D9UWQ-13](#) [US6M2GTR](#) [DMN31D5UDJ-7](#) [SSM6P54TU,LF](#) [DMP22D4UFO-7B](#) [IPS60R3K4CEAKMA1](#)
[DMN1006UCA6-7](#) [DMN16M9UCA6-7](#) [STF5N65M6](#) [IRF40H233XTMA1](#) [IPSA70R950CEAKMA1](#) [IPSA70R2K0CEAKMA1](#) [STU5N65M6](#)
[C3M0021120D](#) [DMN6022SSD-13](#)