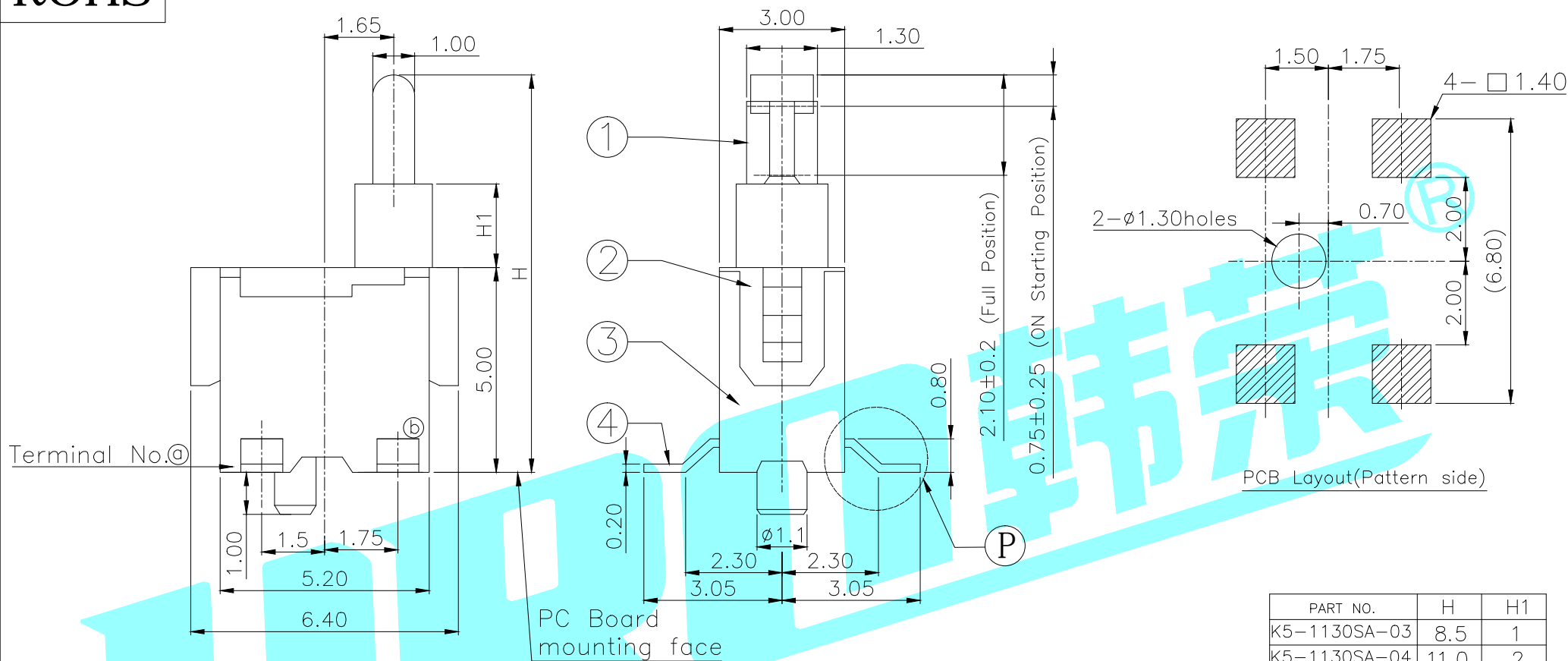


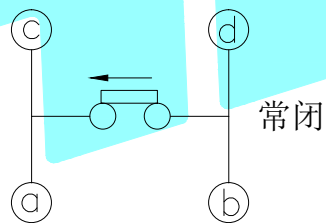
ROHS



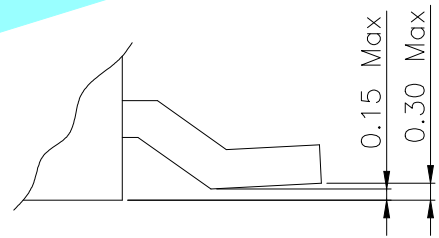
Terminal No.ⓐ

PC Board mounting face

PCB Layout(Pattern side)



Circuit Diagram



Detail of P (SCALE: 2:1)

NOTE:
Rating: DC 30V 0.1A
Operating Force: 40±10gf
Lifetime: 100,000 Cycles

PART NO.	H	H1
K5-1130SA-03	8.5	1
K5-1130SA-04	11.0	2

ITEM	PART NAME	TER'NO.	QTY.	MATERIAL	FINISHING	REMARK
⑤	Contact Spring	—	1	Phosphor Bronze	Ag Plated	—
④	Terminal	—	4	Phosphor Bronze	Ag Plated	—
③	Base	—	1	NYLON	Black	—
②	Cover	—	1	NYLON	Black	—
①	Knob	—	1	NYLON	Black	—

APPROVALS		DATE	HRO 睿 ELECTRONICS CO.,LTD			
DRAWN	LIUCAN	2020.12.17	TITLE:	DETECTOR SWITCHES		
CHECKED			PART NO.	K5-1130SA-□□		
APPROVALS			UNIT: mm	SCALE: 1:1	PROJ:	
TOLERANCES ARE	30~以上 ±0.30 10~30 ±0.20 5~10 ±0.15 ~ 5 ±0.10	ANGLE ±2'	DRAWING NO.		SHEET 1 OF 1	

ECN NO.	REV.	DATE.	DESCRIPTION.	CHANGE.	CHECK.	APPRO.
—	A	—	NEW	—	—	—

X-ON Electronics

Largest Supplier of Electrical and Electronic Components

Click to view similar products for [Multi-Directional Switches](#) category:

Click to view products by [HRO parts](#) manufacturer:

Other Similar products are found below :

[MJTP1109AL](#) [RA3CSH6A](#) [APTCFVTR](#) [T5-NH1118](#) [RKJXW1014002](#) [RKJXW2014001](#) [T4-0183](#) [T4-TCN3332](#) [T4-TCK3312](#) [TSWA-3N-](#)
[CUP2-LFS](#) [TSW A-3N-CUP-LFS](#) [3J2115-200N](#) [3J2015-200](#) [T2-0018](#) [T5-CK2212](#) [3J2015-200N](#) [CS41001E](#) [T4-0010](#) [2200-000301](#) [T4-](#)
[CN211N](#) [RKJXK1210002](#) [RKJXK122000D](#) [RKJXK122400Y](#) [RKJXL100401V](#) [RKJXM1015004](#) [RKJXS1004001](#) [RKJXT1F42001](#)
[RKJXV1220001](#) [RKJXV1224005](#) [RKJXY1000006](#) [RKJXY100000A](#) [SKQUDBE010](#) [SKRHAAE010](#) [SKRHABE010](#) [SKRHACE010](#)
[SKRHADE010](#) [SLLB120100](#) [SLLB120200](#) [SLLB120300](#) [SLLB510100](#) [SLLB510200](#) [SLLB520100](#) [SRBE110301](#) [SRBE210200](#)
[AMPTFP2VTR](#) [D16202](#) [PHAP4383V](#) [3302](#) [QS1 KQS1 BK S C](#) [QS2 KQS1 BK N C](#)