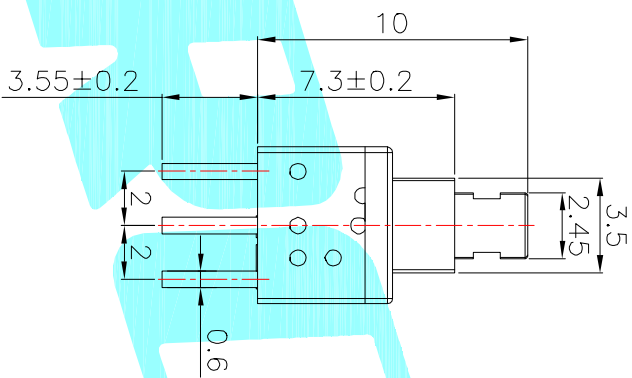
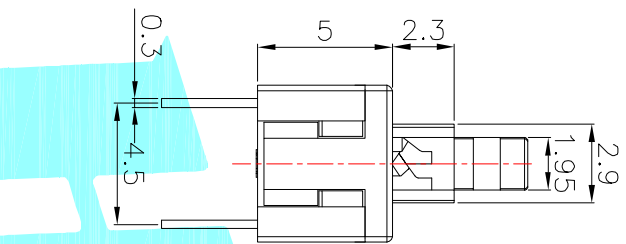
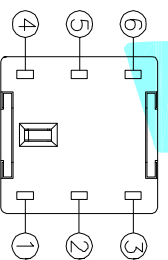
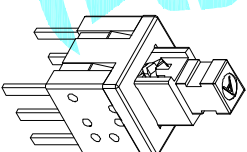
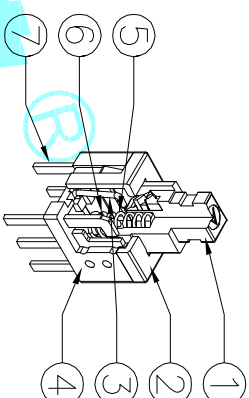
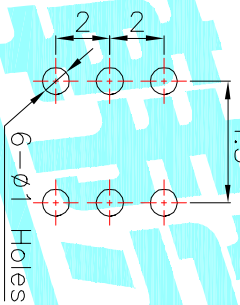


NOTE:
 1. Operating Force: 180gf±50gf
 2. Travel : 2.0±0.2mm



PCB Layout (Pattern Side)



Circuit Diagram

NO.	Operating Type	Part No.
1	Push To Lock	K8-5851D-L1
2	Push No Lock	K8-5851D-N1
3	Push No Sound No Lock	K8-5851D-NN

ITEM	PART NAME	TER'NO.	QTY.	MATERIAL	FINISHING	REMARK
⑦	Terminal	—	6	Brass strip	Plating silver	—
⑥	Contact	—	2	Phosphor bronze	Plating silver	—
⑤	Spring	—	1	SUS	Natural	—
④	Base	—	1	Nylon	Gray	—
③	Crochet Needle	—	1	SUS	Natural	—
②	Cover	—	1	POM	Black	—
①	KNOB	—	1	POM	White	—

APPROVALS
 DRAWN J.X.Zhong DATE 2013/10/16
 TITLE: PUSHBUTTON SWITCHES
 ELECTRONICS CO.,LTD

ECN NO.	REV.	DATE.	DESCRIPTION.	CHANGE.	CHECK.	APPRO.	TOLERANCES ARE	ANGLE	UNIT:	SCALE:	PROJ:	SHEET
—	A	—	NEW	—	—	—	30°±0.1°	±0.30	mm	1:1	—	1 OF 1
—	—	—	—	—	—	—	10°~30	±0.20	—	—	—	—
—	—	—	—	—	—	—	5°~10	±0.15	—	—	—	—
—	—	—	—	—	—	—	~5	±0.10	—	—	—	—

X-ON Electronics

Largest Supplier of Electrical and Electronic Components

Click to view similar products for [Pushbutton Switches](#) category:

Click to view products by [HRO parts](#) manufacturer:

Other Similar products are found below :

[8971K1133](#) [LW1L-M1C10V-A](#) [LW2L-M1C20M-A](#) [M22-D-R-GB0/K11](#) [67081K512X](#) [701PB580](#) [7199K101](#) [810K12910](#) [810KSV30B](#)
[FLT 2U EE 01A](#) [MML21EA2ADK](#) [MML21KA3ABK](#) [MML23KA3AC05K-001](#) [MML23KW3AA01W](#) [8418K2](#) [8442K2](#) [8442K3](#) [8450K1](#)
[860K11911T01A](#) [861901](#) [861K11911T01A07](#) [861K13810T00A14](#) [861K13911](#) [8646AB6X718UL](#) [8646ABUL](#) [9001KXRK](#)
[9533CD4+U574+U4922](#) [95-414.000](#) [99-453.837](#) [PV3H2B0NN-341](#) [A22NZBGANGA](#) [A22NZBMMNGA](#) [A22NZBNANGA](#)
[A22NZMPATRA](#) [A2PMA1X03EC56](#) [A3A-7310](#) [A3A-7340](#) [A3U-TMW-A2C-5M](#) [12037A2ULCSA](#) [1203A2UL](#) [ABGW410-R](#) [ABN400-R](#)
[121382](#) [1213C3](#) [HE3B-M2](#) [121194](#) [1212MRA](#) [1232A6NF](#) [1241.1183.7047](#) [121489](#)