

RECOMMENDED P.C.B. LAYOUT (T:1.00mm)
TOLERANCE UNSPECIFIED ±0.05mm
SCALE: 2:1

H	PART NO.
9.3	TYPE-C-31-M-06
10.5	TYPE-C-31-M-07

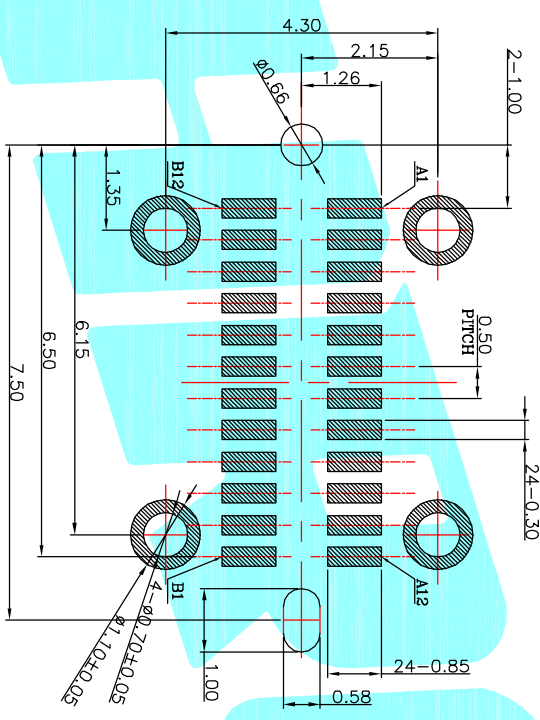
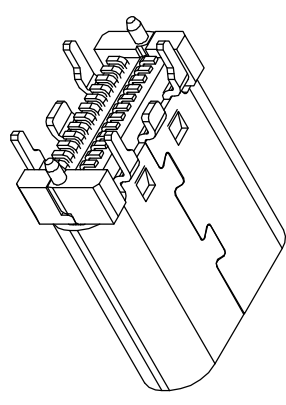
1. ELECTRICAL:
CURRENT: 5A MIN FOR VBUS;
0.25A MIN FOR OTHER.
VOLTAGE: 20 V MAX
WITHSTANDING VOLTAGE: 100V AC.
CONTACT RESISTANCE: 40mΩ MAX.
INSULATION RESISTANCE: 100MΩ MIN.
2. MECHANICAL:
INSERTION: 5~20N.
EXTRACTION: 8~20N.
DURABILITY: 10000 CYCLES

ITEM	PART NAME	TER'NO.	QTY.	MATERIAL	FINISHING	REMARK
③	Shell	—	1	STAINLESS STEEL	Ni Plated	—
②	Contact	—	24	COPPER ALLOY	Au/Ag Plated	—
①	Housing	—	1	LCP	Black	—

APPROVALS	DATE	TITLE:
DRAWN JKUN,LU	2016.5.29	USB CONNECTOR
HYUNDAE ELECTRONICS CO., LTD		

ECN NO.	REV.	DATE.	DESCRIPTION.	CHANGE.	CHECK.	APPRO.																														
	A		NEW																																	
<table border="1"> <thead> <tr> <th>TOLERANCES ARE</th> <th>ANGLE</th> <th>UNIT:</th> <th>SCALE:</th> <th>PROJ.</th> <th>SHEET</th> </tr> </thead> <tbody> <tr> <td>30°±0.1°</td> <td>±0.30</td> <td>mm</td> <td>1:1</td> <td>1st</td> <td>1 OF 1</td> </tr> <tr> <td>10~30</td> <td>±0.25</td> <td></td> <td></td> <td></td> <td></td> </tr> <tr> <td>5~10</td> <td>±0.20</td> <td></td> <td></td> <td></td> <td></td> </tr> <tr> <td>~5</td> <td>±0.15</td> <td></td> <td></td> <td></td> <td></td> </tr> </tbody> </table>							TOLERANCES ARE	ANGLE	UNIT:	SCALE:	PROJ.	SHEET	30°±0.1°	±0.30	mm	1:1	1st	1 OF 1	10~30	±0.25					5~10	±0.20					~5	±0.15				
TOLERANCES ARE	ANGLE	UNIT:	SCALE:	PROJ.	SHEET																															
30°±0.1°	±0.30	mm	1:1	1st	1 OF 1																															
10~30	±0.25																																			
5~10	±0.20																																			
~5	±0.15																																			

USB TYPE-C FULL-FEATURED RECEPTACLE INTERFACE PIN ASSIGNMENTS

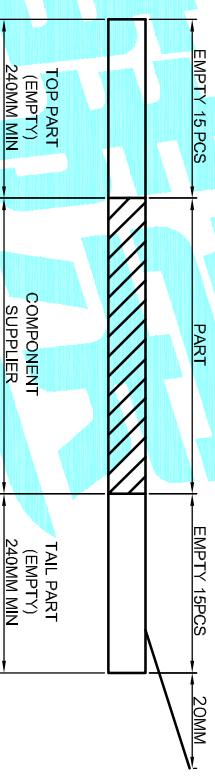
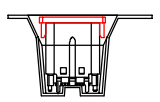
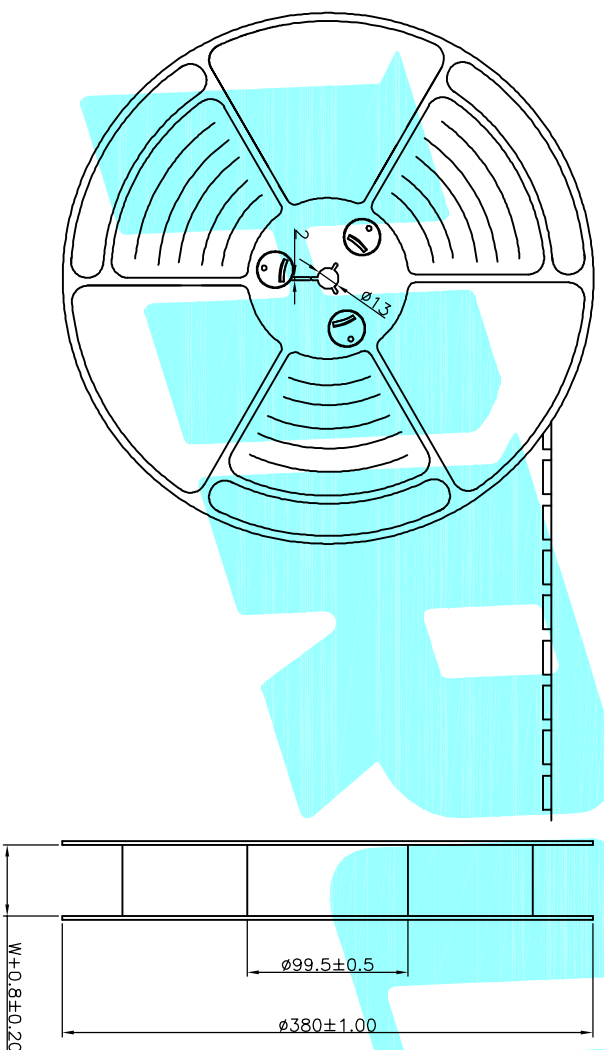
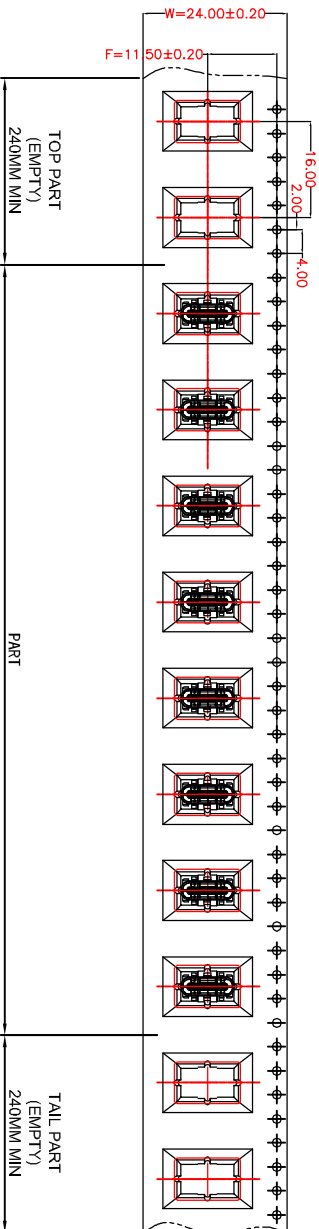


RECOMMENDED P.C.B. LAYOUT (T:1.00mm)
TOLERANCE UNSPECIFIED ±0.05mm
SCALE: 2:1

PIN	Signal Name	Description	PIN	Signal Name	Description
A1	GND	Ground return	B12	GND	Ground return
A2	SSTXp1	Positive half of first SuperSpeed TX differential pair	B11	SSRXp1	Positive half of first SuperSpeed RX differential pair
A3	SSTXn1	Negative half of first SuperSpeed TX differential pair	B10	SSRXn1	Negative half of first SuperSpeed RX differential pair
A4	Vbus	Bus Power	B9	Vbus	Bus Power
A5	CC1	Configuration Channel	B8	SMU2	Sideband Use (SBU)
A6	Dp1	Positive half of the USB 2.0 differential pair-Position 1	B7	Dn2	Negative half of the USB 2.0 differential pair-Position 2
A7	Dn1	Negative half of the USB 2.0 differential pair-Position 1	B6	Dp2	Positive half of the USB 2.0 differential pair-Position 2
A8	SBU1	Sideband Use (SBU)	B5	CC2	Configuration Channel
A9	Vbus	Bus Power	B4	Vbus	Bus Power
A10	SSRXn2	Negative half of second SuperSpeed RX differential pair	B3	SSTXn2	Negative half of second SuperSpeed TX differential pair
A11	SSRXp2	Positive half of second SuperSpeed RX differential pair	B2	SSTXp2	Positive half of second SuperSpeed TX differential pair
A12	GND	Ground return	B1	GND	Ground return

APPROVALS		DATE	TITLE:	
DRAWN	JKUNJLU	2016.5.29	ELECTRONICS CO.,LTD	
CHECKED				
APPROVALS			PART NO.	
TOLERANCES ARE		30 ^{±0.15}	±0.30	ANGLE
		10 ^{±0.30}	±0.25	UNIT: mm
		5 ^{±0.10}	±0.20	SCALE: 1:1
		~ 5	±0.15	DRAWING NO.
				PROJ. SHEET 1 OF 1

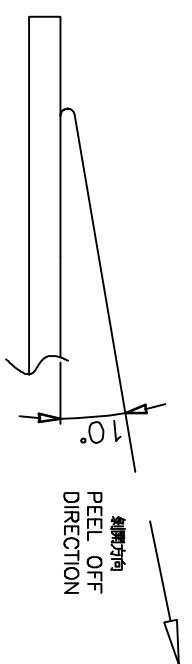
ECN NO.	REV.	DATE.	DESCRIPTION.
	A		NEW



NOTES

1. 帶子引導長度
LEAD TAPE LENGTH
出料方向
PULL OUT DIRECTION

2. 上帶 剝力為：0.1~1.3N(10.2gf~130gf)
PEELING OFF FORCE OF TOP TAPE: 0.1~1.3N(10.2gf~130gf)
出料運輸過程中一定注意：
THIS REQUIREMENT SHOULD BE APPLIED AT SHIPMENT：
卷帶在運輸過程中不能數開
PEELING OFF SHOULD NOT BE ALLOWED DURING TRANSPORTATION



APPROVALS		DATE		TITLE:	
DRAWN JKUN.LIU		2016.5.29		ELECTRONICS CO.,LTD	
CHECKED					
APPROVALS				PART NO.	
TOLERANCES ARE		30~以上 10~30 5~10 ~5	±0.30 ±0.25 ±0.20 ±0.15	ANGLE ±2°	DRAWING NO.
ECN NO.	REV.	DATE.	CHANGE.	CHECK.	APPRO.
	A				
NEW					
DESCRIPTION.					
PROJ. SHEET 1 OF 1					

X-ON Electronics

Largest Supplier of Electrical and Electronic Components

Click to view similar products for [USB Connectors](#) category:

Click to view products by [HRO parts manufacturer](#):

Other Similar products are found below :

[10033527-N3112MLF](#) [17-210561](#) [GMCB05B11124H1EU](#) [17-200931](#) [65-647-8-BK-BU](#) [690-010-295-484](#) [73725-1191BLF](#) [950](#) [E8144-B01021-L](#) [A-USB A-LP-SMT-C](#) [A-USB B-TOP-C](#) [MUSBA511N5](#) [MUSBB15131](#) [MUSBC111M5](#) [MUSBD11135](#) [217450-1](#) [CA 6 W LD](#)
[896-30-004-00-000000](#) [KUSBVX-BS1N-W30](#) [KUSBX-AP-KIT-SCBLK](#) [KUSBX-AS2N-W](#) [KUSBX-SMT2AP1S-W](#) [KUSBX-SMTAS1NBTR](#) [KUSBX-SMTBS1NBTR](#) [30-498-6](#) [SK-60A-2](#) [17-200261](#) [17-210051](#) [1734082-1](#) [FK-37-32SL](#) [30-1574](#) [30-470](#) [30-489](#) [30-541](#) [30-572-3](#) [30-9503](#) [M9177/2-1](#) [MAB 5 S](#) [MIKROE-1451](#) [33UBBR-04SW11R](#) [USBFTV2PEM2G](#) [USBFTVC6ZN](#) [USBFTVSCCG](#)
[KUSBX-AS2N-W30](#) [KUSBX-SLAS1N-W](#) [KUSBX-SLAS1N-W30](#) [1-1734084-2](#) [E8110-001-01](#) [MUSBC11135](#) [NK-27-32SL](#)