


FEATURES特点

- UL, CE, TUV & CQC safety approval.
UL, CE, TUV 及 CQC 安规认证.
- Single contact 953 series relay offers 30A switching capacity for various kinds of applications.
单接点953系列继电器提供30A 切换容量,适用于多种用途.
- Up to 30A switching in SPST-NO and 20A switching in SPDT-NC arrangement.
对单刀单掷-常开接点形式,达到30A切换电流及对单刀双掷-常闭可达到20A切换电流.
- Meets UL 508 & UL 873 spacing.
符合UL 508 及 UL 873 规定.
- 953 series have open type without dust cover and sealed cover types are available to meet customers' various requirement.
953系列有开放形式无防尘外盖及密封外盖型供客户选择.
- UL class F coil insulation type available.
提供UL F级线圈绝缘.



UL FILE NO.: E162117
TUV FILE NO.: R02158203
CQC FILE NO.: CQC02001001783

用途: 家用电器和工业设备HVAC
(加热、通风和空调)

CONTACT RATING 接点参数

Contact Form接点形式	1A SPST-NO	1B SPST-NC	1C SPDT	
			NO	NC
Max. Switching Power最大切换功率	7500VA(30A) 600W (20A)	4800VA 300W	7500VA600W	
Max. Switching Voltage最大切换电压	250VAC 30VDC	250VAC 20VDC	250VAC 30VDC	
Max. Switching Current最大切换电流	30A	20A	30A	
Min. Switching Current/Voltage 最小切换电流/电压	100mA 5VDC			
Rating Load(Resistive)额定负载(阻性)	20A / 277VAC 20A / 30VDC 30A / 250VAC	15A / 277VAC 20A / 240VAC 10A / 30VDC	20A / 277VAC 30A / 240VAC 20A / 30VDC	15A / 277VAC 30A / 240 VAC 10A / 30VDC
Contact Material 接点材质	Ag Alloy 银合金			

CHARACTERISTICS 性能参数

Electrical Life 电气寿命	1 × 10 ⁵	
Mechanical Life 机械寿命	1 × 10 ⁷	
Insulation Resistance 绝缘阻抗	Min. 500MΩ 500VDC	
Contact Resistance (Initial) 接触电阻	≤ 100mΩ (6VDC 1A)	
Operate Time 动作时间	≤ 15ms	
Release Time 开放时间	≤ 10ms	
Initial Dielectric Strength 耐压	between open contacts 开放接点间: 50/60Hz 1500VAC 1min between contact and coil 线圈接点间: 50/60Hz 2500VAC 1min. (G-1) between contact and coil 线圈接点间: 50/60Hz 2000VAC 1min. (G-2)	
Vibration Resistance 耐振动	Malfuction: 误动作:	10 ~ 55Hz Double Amplitude 双振幅 1.5mm
	Damage limits: 耐久:	10 ~ 55Hz Double Amplitude 双振幅 1.5mm
Shock Resistance 耐冲击	Malfuction: 误动作:	10G
	Damage limits: 耐久:	100G
Ambient Temperature 环境温度	-40°C ~ +85°C (No freezing 无结冰)	
Relative Humidity 相对湿度	85% at 40°C	
Unit Weight 单位重量	约 Approx. 25g	

ORDERING INFORMATION 型号代码说明

953-1C-12 D G F-1 <u>1</u> <u>2</u> <u>3</u> <u>4</u> <u>5</u> <u>6</u> <u>7</u>	
<ol style="list-style-type: none"> 1. Model Number 型号 2. Contact Arrangement 接点形式 1A = 1 Form A 1组常开 1C = 1 Form C 1组转换 3. Coil Voltage 线圈电压 5、6、9、12、18、24、36、48VDC 6、12、24、110、220VAC 4. Coil Type 线圈形式 D=DC 直流 A=AC 交流 5. Enclosure 密封型式 Nil = Open Type 开放型 (without Dust cover 无防尘外盖) G = Sealed Type 密封型 (with Dust cover 有防尘外盖) 	<ol style="list-style-type: none"> 6. Type of Insulation 绝缘形式 Nil = Class A F = Class F 7. Common Terminal Type 共同端子形式 1 = One Common Terminal (No Common Terminal between Coil Terminal 在线圈端子间无共同端子) 2 = Two Common Terminal (One Common Terminal Between Coil Terminal 在线圈端子间有一个共同端子)

COIL RATINGS (at 20°C) 线圈额定值 (在20°C)

COIL TYPE 线圈形式	Coil Nominal Voltage 线圈额定电压 (V)	Coil Resistance 线圈阻抗 ($\Omega \pm 10\%$)	Pick-Up Voltage 动作电压(V) (Max)	Drop-Out Voltage 开闭电压(V) (Min)	Nominal Current 额定电流 (mA)
DC Standard Coils 直流标准线圈 (abt. 0.9W)	5	27	3.75	0.5	185
	6	40	4.5	0.6	150
	9	97	6.75	0.9	93
	12	155	9	1.2	77
	18	380	13.5	1.8	47
	24	660	18	2.4	36
	36	1440	27	3.6	25
	48	2560	36	4.8	19
AC Coils 交流线圈 (abt. 1.2VA~1.8VA)	6	10	4.8	0.6	
	12	43	9.6	1.2	
	24	160	19.2	2.4	
	110	3160	88	11	
	220	13490	176	22	

* Max Continuous Voltage at 20°C: 130% of Coil Normal Voltage. 最大使用电压在20°C:线圈额定电压的130%

* AC coils Max continuous Voltage at 20°C 110% 交流线圈最大使用电压在20°C: 线圈额定电压的110%

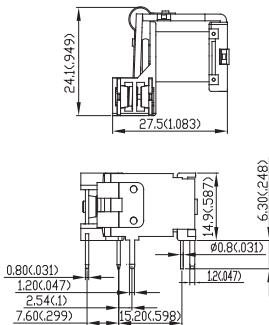
OUTLINE DIMENSIONS 外部尺寸

UNIT: mm(inch) 单位: 毫米(英寸)

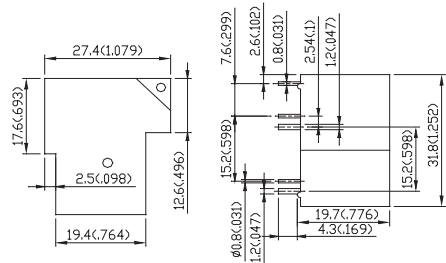
2 Common Terminals 2个共同端子型

Dimensions尺寸

Open Type 开放型

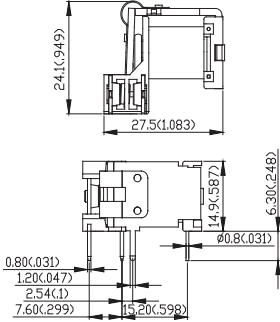


Sealed Type 密封型

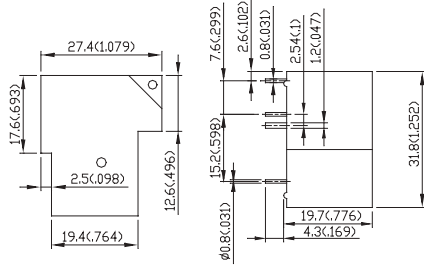


1 Common Terminal 1个共同端子型

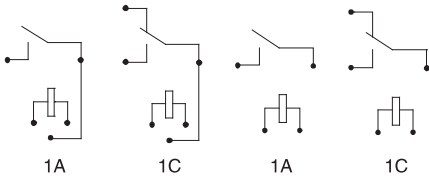
Open Type 开放型



Sealed Type 密封型



Internal Connections 接线图 (Bottom View 底视图)



1A

1C

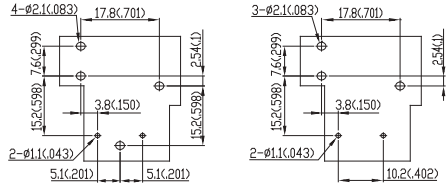
1A

1C

2 Common Terminals
2个共同端子型

1 Common Terminal
1个共同端子型

Drilling Plan 孔位图 (Bottom View 底视图)



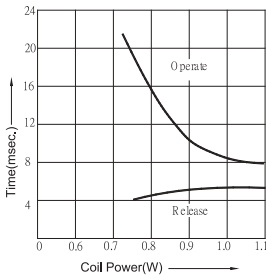
2 Common Terminals
2个共同端子型

1 Common Terminal
1个共同端子型

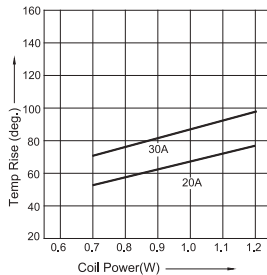
REMARK: Dimensions $\leq 5\text{mm} \pm 0.2\text{mm}$, $> 5\text{mm} \pm 0.3\text{mm}$, the tolerance of PCB thru hole: $+0.2\text{mm}$
备注: 尺寸公差 $\leq 5\text{mm} \pm 0.2\text{mm}$, $> 5\text{mm} \pm 0.3\text{mm}$, 印刷电路板孔 $+0.2\text{mm}$

953G Reference Data 参考资料

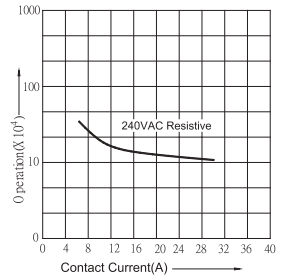
Timing



Coil Temperature Rise



Life Curves



SAFETY STANDARD安规认证

●UL APPROVAL UL 认证

Contact Form接点形式	1 A	1B	1C	
			NO	NC
Rating Load(Resistive) 额定负载(阻性)	20A / 277VAC 20A / 30VDC	15A / 277VAC 10A / 30VDC	19.8A / 277VAC 30A / 240VAC	19.8A / 277VAC 30A / 240 VAC
General Purpose Load通用负载	15A / 277VAC	8A / 277VAC	—————	—————
Motor Load电机负载	16.0FLA / 96.0LRA 240VAC	10.0FLA / 58.0LRA /240VAC	—————	—————
Horse Power马力	FLA 12 / 250VAC 2HP FLA 16 / 125VAC 1HP	FLA 4.9 / 250VAC 1/2HP FLA 5.8 / 125VAC 1/4HP	FLA11.2 / LRA67.2 FLA10.3 / LRA61.8	
Ballast镇流负载	—————	—————	20A	
Coil Voltage线圈电压	5 – 110 VDC 6 – 220 VAC			

●TUV APPROVAL TUV认证

Contact Form接点形式	1 A	1B	1C	
			NO	NC
Rating Load(Resistive) 额定负载(阻性)	30A / 250VAC 20A / 30VDC	10A / 250VAC 10A / 30VDC	30A / 250VAC 20A / 30VDC	10A / 250VAC 10A / 30VDC
Inductive Load感性负载 (L/R: 7ms)	10A / 30 VDC	8A / 30VDC	10A / 30VDC	8A / 30VDC
Coil Voltage线圈电压	DC: 5V,6V,9V,12V,18V,24V, 48V,110V AC: 6V,12V,24V,110V, 220V			

●CQC APPROVAL CQC认证

Contact Form接点形式	1 A	1B	1C	
			NO	NC
Rating Load(Resistive) 额定负载(阻性)	30A / 240VAC	20A / 240VAC	30A / 240VAC	20A / 240VAC
Coil Voltage线圈电压	直流DC: 5V,9V,12V, 24V, 36V,48V 交流AC: 110V, 220V			

X-ON Electronics

Largest Supplier of Electrical and Electronic Components

Click to view similar products for [General Purpose Relays](#) category:

Click to view products by [Hsin Da](#) manufacturer:

Other Similar products are found below :

[PCN-105D3MH,000](#) [59641F200](#) [5JO-1000CD-SIL](#) [5X827E](#) [5X837F](#) [5X840F](#) [5X842F](#) [5X848E](#) [LY2N-AC120](#) [LY2S-AC220/240](#) [LY2-US-AC120](#) [LY2-US-DC24](#) [LY3-US-AC120](#) [LY4F-UA-DC12](#) [LY4F-UA-DC24](#) [LY4F-US-AC120](#) [LY4F-US-AC240](#) [LY4F-US-DC24](#) [LY4F-VD-AC110](#) [LYQ20DC12](#) [M115C60](#) [M115N010](#) [M115N0150](#) [603-12D](#) [60HE1-5DC](#) [60HE2S-12DC](#) [61211T0B4](#) [61212T400](#) [61222Q400](#) [61243B600](#) [61243C500](#) [61243Q400](#) [61311BOA2](#) [61311BOA6](#) [61311BOA8](#) [61311C0A2](#) [61311COA1](#) [61311COA6](#) [61311F0A2](#) [61311QOA1](#) [61311QOA4](#) [61311T0D6](#) [61311TOA6](#) [61311TOA7](#) [61311TOB3](#) [61311TOB4](#) [61311U0A6](#) [61312Q600](#) [61312T400](#) [61312T600](#)