

Very low offset single bipolar operational amplifier

Features

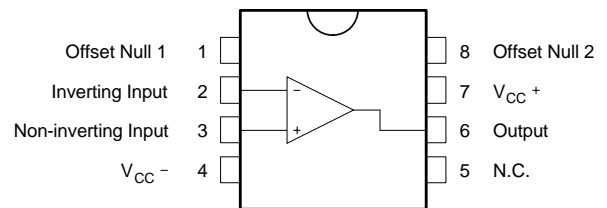
- Extremely low offset: 50 μ V/ max.
- Low input bias current: 1.8nA
- LOW V_{i0} drift: 0.5 μ V/ $^{\circ}$ C
- Ultra stable with time: 2 μ V/month max.
- Wide supply voltage range: \pm 3V to \pm 22V
- Temperature range: 0 $^{\circ}$ C to -105 $^{\circ}$ C

Description

The HT07A is a very high precision op-amp with an offset voltage maximum of 50 μ V.

Offering also low input current (1.8nA) and high gain (400V/mV), the HT07A is particularly suitable for instrumentation applications.

Pin connections
(top view)



1 Schematic diagram

Figure 1. Schematic diagram

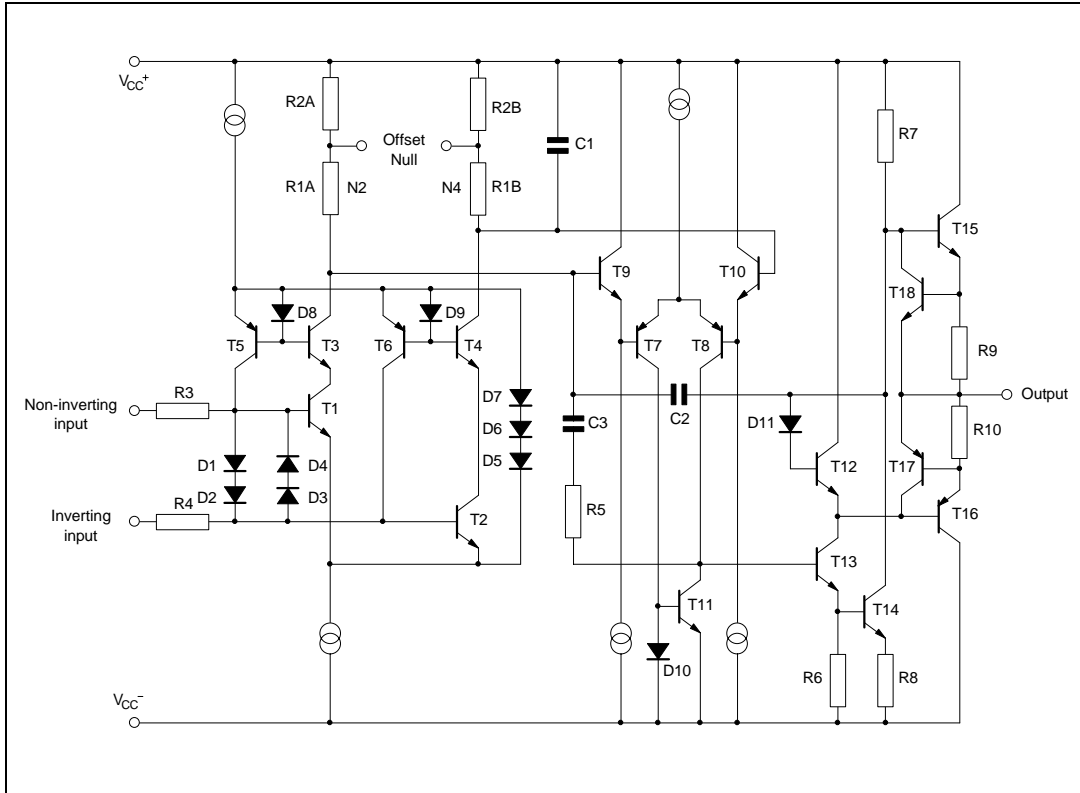
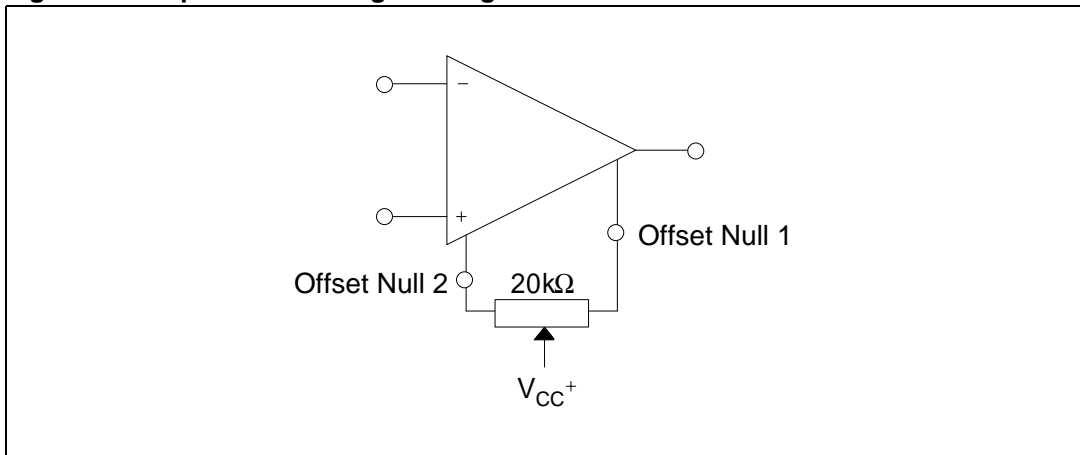


Figure 2. Input offset voltage nulling circuit



2 Absolute maximum ratings

Table 1. Absolute maximum ratings

Symbol	Parameter	Value	Unit
V_{CC}	Supply voltage	± 22	V
V_{id}	Differential input voltage	± 30	V
V_i	Input voltage	± 22	V
T_{oper}	Operating temperature	-40 to 105	°C
T_{stg}	Storage temperature	-65 to 150	°C
R_{thja}	Thermal resistance junction to ambient ^{(1) (2)} DIP8	85	°C/W
R_{thjc}	Thermal resistance junction to case ^{(1) (2)} DIP8	41	°C/W
ESD	HBM: human body model ⁽³⁾	1.5	kV
	MM: machine model ⁽⁴⁾	200	V
	CDM: charged device model ⁽⁵⁾	1.5	kV

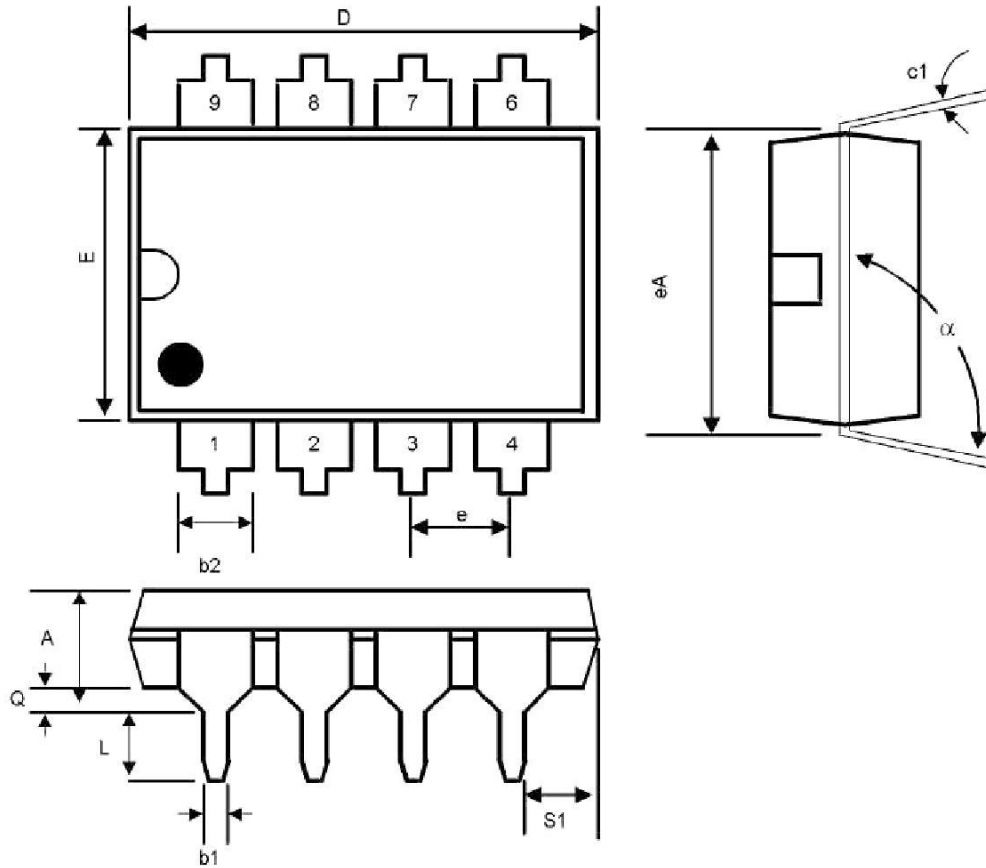
1. Short-circuits can cause excessive heating and destructive dissipation.
2. R_{th} are typical values.
3. Human body model: 100pF discharged through a 1.5k Ω resistor between two pins of the device, done for all couples of pin combinations with other pins floating.
4. Machine model: a 200pF cap is charged to the specified voltage, then discharged directly between two pins of the device with no external series resistor (internal resistor < 5 Ω). Done for all couples of pin combinations with other pins floating.
5. Charged device model: all pins plus package are charged together to the specified voltage and then discharged directly to the ground.

3 Electrical characteristics

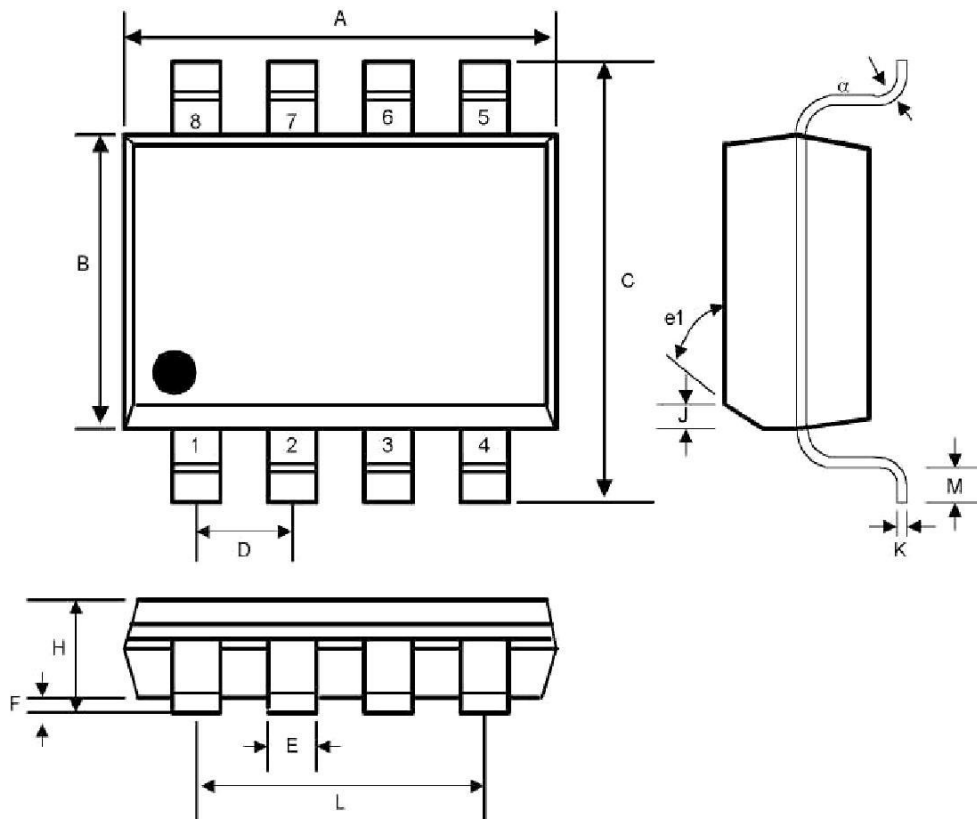
Table 2. $V_{CC^+} = 15\text{ V}$, $V_{CC^-} = \text{Ground}$, $T_{\text{amb}} = 25^\circ\text{ C}$ (unless otherwise specified)

Symbol	Parameter	Min.	Typ.	Max.	Unit
V_{io}	Input offset voltage $0^\circ\text{C} \leq T_{\text{amb}} \leq +105^\circ\text{C}$		50	50 100	μV
	Long term input offset - voltage stability ⁽¹⁾		0.4	2	$\mu\text{V}/\text{Mo}$
DV_{io}	Input offset voltage drift		0.5	1.8	$\mu\text{V}/^\circ\text{C}$
I_{io}	Input offset current ($V_{ic} = 0\text{V}$) $0^\circ\text{C} \leq T_{\text{amb}} \leq +105^\circ\text{C}$		0.8	6 7	nA
DI_{io}	Input offset current drift		15	50	$\text{pA}/^\circ\text{C}$
DI_{ib}	Input bias current drift		15	50	$\text{pA}/^\circ\text{C}$
R_o	Open loop output resistance		60		Ω
R_{id}	Differential input resistance		33		M Ω
R_{ic}	Common mode input resistance		120		G Ω
V_{icm}	Input common mode voltage range $0^\circ\text{C} \leq T_{\text{amb}} \leq +105^\circ\text{C}$	± 13 ± 13	± 13.5		V
CMR	Common-mode rejection ratio ($V_{ic} = V_{icm\text{-min}}$) $0^\circ\text{C} \leq T_{\text{amb}} \leq +105^\circ\text{C}$	100 97	120		dB
SVR	Supply voltage rejection ratio ($V_{CC} = \pm 3$ to $\pm 18\text{V}$) $0^\circ\text{C} \leq T_{\text{amb}} \leq +105^\circ\text{C}$	90 86	104		dB
A_{vd}	Large signal voltage gain $V_{CC} = \pm 15$, $R_L = 2\text{k}\Omega$, $V_O = \pm 10\text{V}$ $0^\circ\text{C} \leq T_{\text{amb}} \leq +105^\circ\text{C}$ $V_{CC} = \pm 3$, $R_L = 500\Omega$, $V_O = \pm 0.5\text{V}$	120 100 100	400		V/mV
V_{opp}	Output voltage swing $R_L = 10\text{k}\Omega$ $R_L = 2\text{k}\Omega$ $R_L = 1\text{k}\Omega$ $0^\circ\text{C} \leq T_{\text{amb}} \leq +105^\circ\text{C}$, $R_L = 2\text{k}\Omega$	± 12 ± 11.5 ± 11	± 13 ± 12.8 ± 12		V
SR	Slew rate ($R_L = 2\text{k}\Omega$, $C_L = 100\text{pF}$)		0.17		V/ μs
GBP	Gain bandwidth product ($R_L = 2\text{k}\Omega$, $C_L = 100\text{pF}$, $f = 100\text{kHz}$)		0.5		MHz
I_{CC}	Supply current - no load $0^\circ\text{C} \leq T_{\text{amb}} \leq +105^\circ\text{C}$ $V_{CC} = \pm 3\text{V}$		2.7 0.67	5 6 1.3	mA
e_n	Equivalent input noise voltage $f = 10\text{Hz}$ $f = 100\text{Hz}$ $f = 1\text{kHz}$		11 10.5 10	20 13.5 11.5	$\frac{\text{nV}}{\sqrt{\text{Hz}}}$
i_n	Equivalent input noise current $f = 10\text{Hz}$ $f = 100\text{Hz}$ $f = 1\text{kHz}$		0.3 0.2 0.1	0.9 0.3 0.2	$\frac{\text{pA}}{\sqrt{\text{Hz}}}$

1. Long term input offset voltage stability refers to the average trend line of V_{io} vs time over extended periods after the first 30 days of operation.

Package Outlines: DIP-8


SYMBOL	INCHES		MILLIMETERS		NOTES
	MIN	MAX	MIN	MAX	
A	-	0.200	-	5.08	-
b1	0.014	0.023	0.36	0.58	-
b2	0.045	0.065	1.14	1.65	-
c1	0.008	0.015	0.20	0.38	-
D	0.355	0.400	9.02	10.16	-
E	0.220	0.310	5.59	7.87	-
e	0.100 BSC		2.54 BSC		-
eA	0.300 BSC		7.62 BSC		-
L	0.125	0.200	3.18	5.08	-
Q	0.015	0.060	0.38	1.52	-
s1	0.005	-	0.13	-	-
α	90 ⁰	105 ⁰	90 ⁰	105 ⁰	-

Small Outline SOP-8


SYMBOL	INCHES		MILLIMETERS		NOTES
	MIN	MAX	MIN	MAX	
A	0.188	0.197	4.80	5.00	-
B	0.149	0.158	3.80	4.00	-
C	0.228	0.244	5.80	6.20	-
D	0.050 BSC		1.27 BSC		-
E	0.013	0.020	0.33	0.51	-
F	0.004	0.010	0.10	0.25	-
H	0.053	0.069	1.35	1.75	-
J	0.011	0.019	0.28	0.48	-
K	0.007	0.010	0.19	0.25	-
M	0.016	0.050	0.40	1.27	-
L	0.150 REF		3.81 REF		-
e1	45 ⁰		45 ⁰		-
α	0 ⁰	8 ⁰	0 ⁰	8 ⁰	-

*All specs and applications shown above subject to change without prior notice.

X-ON Electronics

Largest Supplier of Electrical and Electronic Components

Click to view similar products for [Operational Amplifiers - Op Amps](#) category:

Click to view products by [HTCSEMI](#) manufacturer:

Other Similar products are found below :

[SC2902DTBR2G](#) [430227FB](#) [AZV831KTR-G1](#) [UPC451G2-A](#) [UPC824G2-A](#) [LT1678IS8](#) [042225DB](#) [058184EB](#) [UPC822G2-A](#) [UPC258G2-A](#) [NCS5651MNTXG](#) [NCV33202DMR2G](#) [NJM324E](#) [NTE925](#) [5962-9080901MCA*](#) [AP4310AUMTR-AG1](#) [HA1630D02MMEL-E](#) [HA1630S01LPEL-E](#) [SCY33178DR2G](#) [NJU77806F3-TE1](#) [NCV5652MUTWG](#) [NCV20034DR2G](#) [LM2902EDR2G](#) [NTE778S](#) [NTE871](#) [NTE924](#) [NTE937](#) [MCP6V16UT-E/OT](#) [MCP6V17T-E/MS](#) [MCP6V19T-E/ST](#) [SCY6358ADR2G](#) [LTC2065IUD#PBF](#) [NCS20282FCTTAG](#) [UPC4741G2-E1-A](#) [LM4565FVT-GE2](#) [EL5420CRZ-T7A](#) [TSV791IYLT](#) [TSV772IQ2T](#) [TLV2772QPWR](#) [NJM4556AM-TE1](#) [NJM2068M-TE1](#) [AS324MTR-E1](#) [AS358MMTR-G1](#) [MCP6232T-EMNY](#) [MCP662-E/MF](#) [TLC081AIP](#) [TLC082AIP](#) [TLE2074ACDW](#) [TLV07IDR](#) [TLV2170IDGKT](#)