


Description

The HSP8119 is the high cell density trenched P-ch MOSFETs, which provide excellent RDS(ON) and gate charge for most of the synchronous buck converter applications. The HSP8119 meet the RoHS and Green Product requirement, 100% EAS guaranteed with full function reliability approved.

- Super Low Gate Charge
- 100% EAS Guaranteed
- Green Device Available
- Excellent CdV/dt effect decline
- Advanced high cell density Trench technology

Product Summary

V _{DS}	-80	V
R _{DS(ON),typ}	13.5	mΩ
I _D	-90	A

TO-220 Pin Configuration

Absolute Maximum Ratings

Symbol	Parameter	Rating	Units
V _{DS}	Drain-Source Voltage	-80	V
V _{GS}	Gate-Source Voltage	± 20	V
I _D @T _C =25°C	Continuous Drain Current, -V _{GS} @ -10V ¹	-90	A
I _D @T _C =100°C	Continuous Drain Current, -V _{GS} @ -10V ¹	-60	A
I _{DM}	Pulsed Drain Current ²	-270	A
EAS	Single Pulse Avalanche Energy ³	710	mJ
I _{AS}	Avalanche Current	63	A
P _D @T _C =25°C	Total Power Dissipation ⁴	210	W
T _{STG}	Storage Temperature Range	-55 to 150	°C
T _J	Operating Junction Temperature Range	-55 to 150	°C

Thermal Data

Symbol	Parameter	Typ.	Max.	Unit
R _{θJA}	Thermal Resistance Junction-Ambient ¹	---	62	°C/W
R _{θJC}	Thermal Resistance Junction-Case ¹	---	0.73	°C/W



Electrical Characteristics (T_J=25 °C, unless otherwise noted)

Symbol	Parameter	Conditions	Min.	Typ.	Max.	Unit
BV _{DSS}	Drain-Source Breakdown Voltage	V _{GS} =0V, I _D =-250uA	-80	---	---	V
R _{DS(ON)}	Static Drain-Source On-Resistance ²	V _{GS} =-10V, I _D =-20A	---	13.5	15	mΩ
		V _{GS} =-4.5V, I _D =-10A	---	14.5	17	
V _{GS(th)}	Gate Threshold Voltage	V _{GS} =V _{DS} , I _D =-250uA	-1.0	-1.8	-2.5	V
I _{DSS}	Drain-Source Leakage Current	V _{DS} =-80V, V _{GS} =0V, T _J =25°C	---	---	1	uA
		V _{DS} =-80V, V _{GS} =0V, T _J =55°C	---	---	10	
I _{GSS}	Gate-Source Leakage Current	V _{GS} = ± 20V, V _{DS} =0V	---	---	± 100	nA
R _g	Gate Resistance	V _{GS} =0V, V _{DS} =0V, f=1.0MHz	---	1.7	---	Ω
g _{fs}	Forward Transconductance	V _{DS} =-10V, I _D =-3A	---	30	---	S
Q _g	Total Gate Charge	V _{DS} =-40V, V _{GS} =-10V, I _D =-10A	---	190	---	nC
Q _{gs}	Gate-Source Charge		---	29	---	
Q _{gd}	Gate-Drain Charge		---	55	---	
T _{d(on)}	Turn-On Delay Time	V _{DD} =-40V, V _{GS} =-10V, R _G =6Ω, I _D =-10A	---	25	---	ns
T _r	Rise Time		---	20	---	
T _{d(off)}	Turn-Off Delay Time		---	180	---	
T _f	Fall Time		---	88	---	
C _{iss}	Input Capacitance	V _{DS} =-40V, V _{GS} =0V, f=1MHz	---	13300	---	pF
C _{oss}	Output Capacitance		---	390	---	
C _{rss}	Reverse Transfer Capacitance		---	50	---	

Diode Characteristics

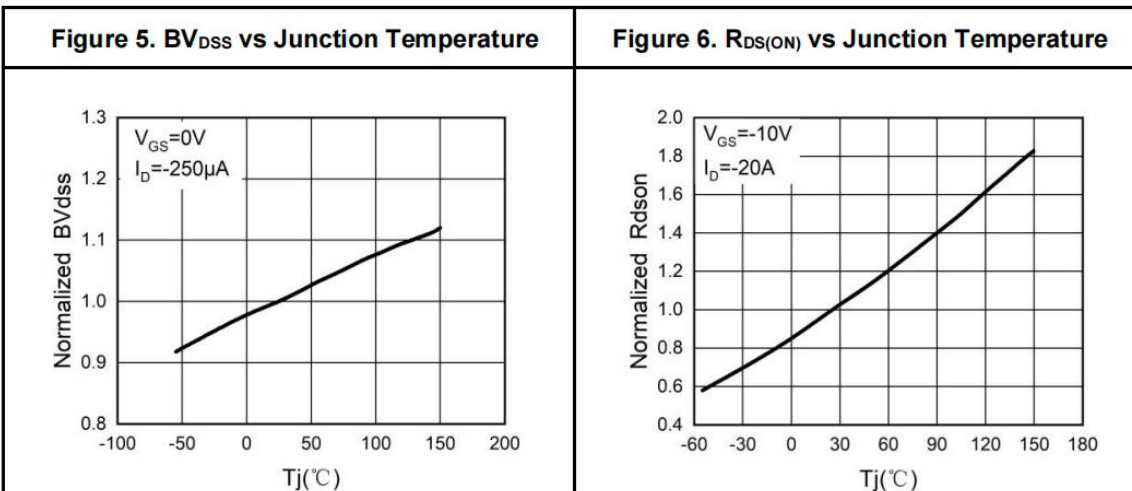
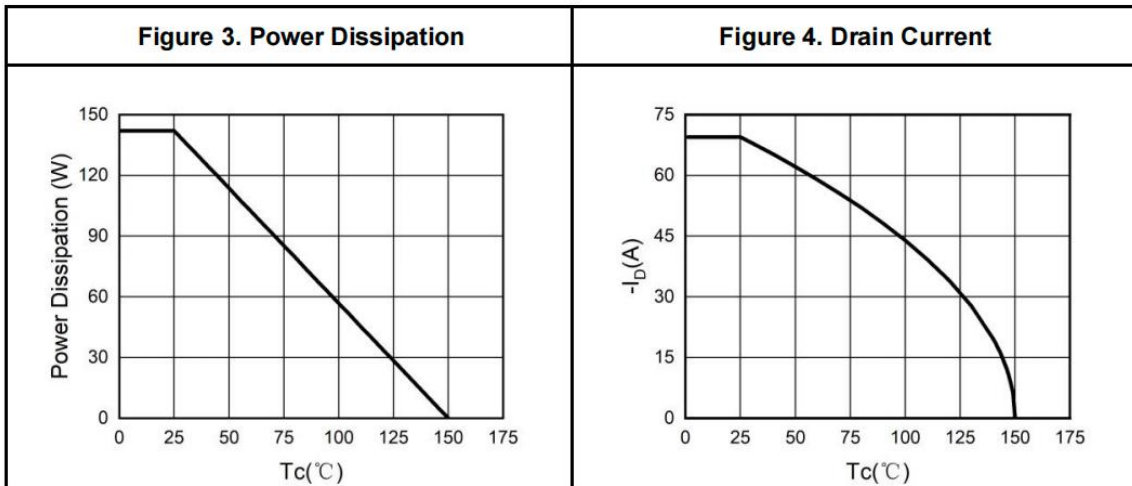
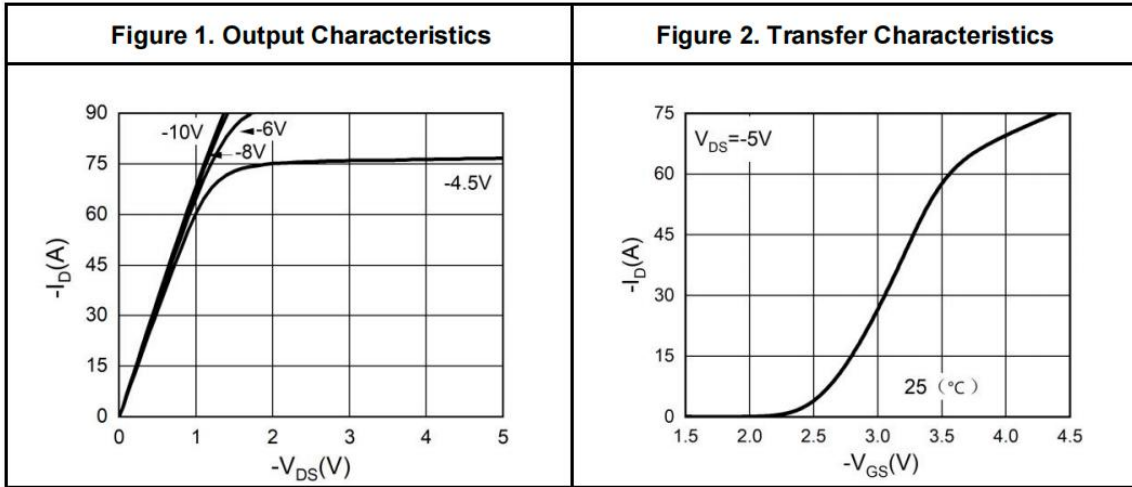
Symbol	Parameter	Conditions	Min.	Typ.	Max.	Unit
I _S	Continuous Source Current ^{1,5}	V _G =V _D =0V, Force Current	---	---	-90	A
I _{SM}	Pulsed Source Current ^{2,5}		---	---	-270	A
V _{SD}	Diode Forward Voltage ²	V _{GS} =0V, I _S =-1A, T _J =25°C	---	---	-1.2	V
T _{rr}	Reverse Recovery Time	I _F =-20A, di/dt=100A/μs	---	35	---	ns
Q _{rr}	Reverse Recovery Charge	I _F =-20A, di/dt=100A/μs	---	45	---	nC

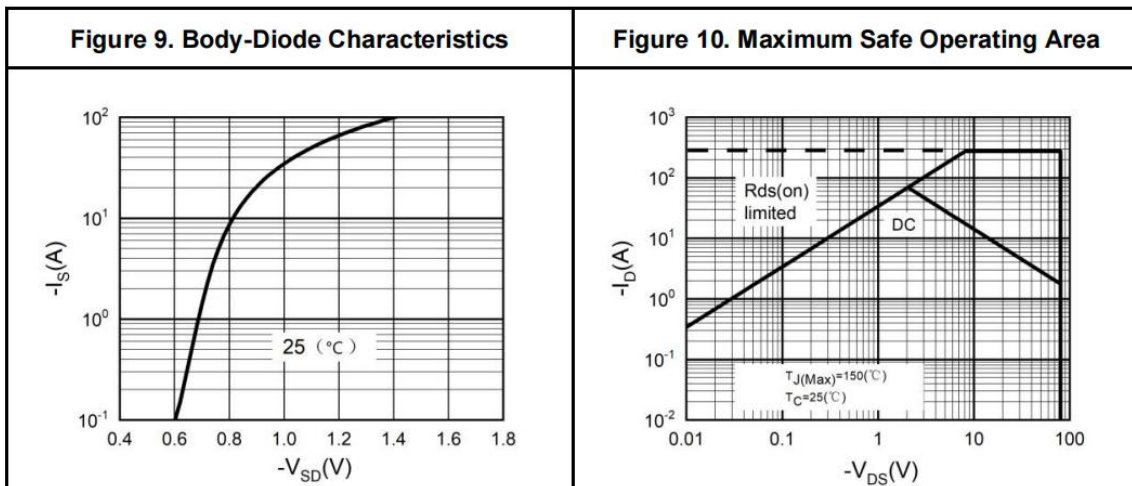
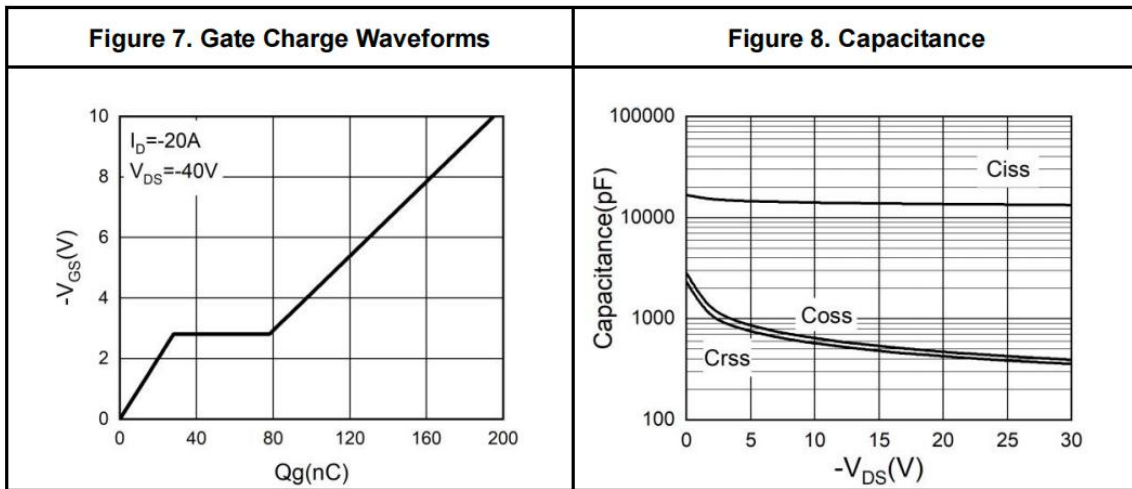
Note :

- 1.The data tested by surface mounted on a 1 inch² FR-4 board with 2OZ copper.
- 2.The data tested by pulsed , pulse width ≤ 300us , duty cycle ≤ 2%
- 3.The EAS data shows Max. rating . The test condition is V_{DD}=-50V,V_{GS}=-10V,L=0.1mH,R_G=25Ω,I_{AS}=-63A
- 4.The power dissipation is limited by 150°C junction temperature
- 5.The data is theoretically the same as I_D and I_{DM} , in real applications , should be limited by total power dissipation.



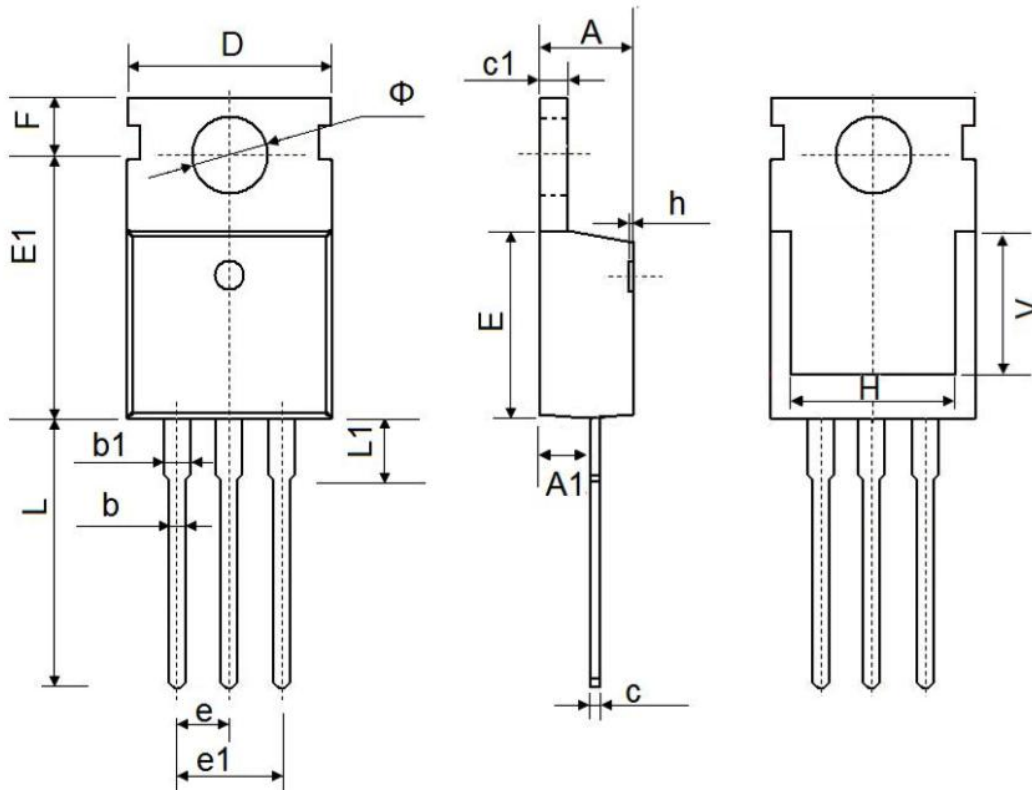
Typical Characteristics







TO-220 Package Information



Symbol	Dimensions In Millimeters		Dimensions In Inches	
	Min.	Max.	Min.	Max.
A	4.300	4.700	0.169	0.185
A1	2.200	2.600	0.087	0.102
b	0.700	0.950	0.028	0.037
b1	1.170	1.410	0.046	0.056
c	0.450	0.650	0.018	0.026
c1	1.200	1.400	0.047	0.055
D	9.600	10.400	0.378	0.409
E	8.8500	9.750	0.348	0.384
E1	12.650	12.950	0.498	0.510
e	2.540 TYP.		0.100TYP.	
e1	4.980	5.180	0.196	0.204
F	2.650	2.950	0.104	0.116
H	7.900	8.100	0.311	0.319
h	0.000	0.300	0.000	0.012
L	12.750	14.300	0.502	0.563
L1	2.850	3.950	0.112	0.156
V	7.500 REF.		0.295 REF.	
Φ	3.400	4.000	0.134	0.157

X-ON Electronics

Largest Supplier of Electrical and Electronic Components

Click to view similar products for [MOSFET](#) category:

Click to view products by [HUASHUO](#) manufacturer:

Other Similar products are found below :

[IRFD120](#) [JANTX2N5237](#) [BUK455-60A/B](#) [MIC4420CM-TR](#) [VN1206L](#) [NDP4060](#) [SI4482DY](#) [IPS70R2K0CEAKMA1](#) [SQD23N06-31L-GE3](#)
[TK16J60W,S1VQ\(O](#) [2SK2614\(TE16L1,Q\)](#) [DMN1017UCP3-7](#) [DMN1053UCP4-7](#) [SQJ469EP-T1-GE3](#) [NTE2384](#) [DMC2700UDMQ-7](#)
[DMN2080UCB4-7](#) [DMN61D9UWQ-13](#) [US6M2GTR](#) [DMN31D5UDJ-7](#) [DMP22D4UFO-7B](#) [DMN1006UCA6-7](#) [DMN16M9UCA6-7](#)
[STF5N65M6](#) [IRF40H233XTMA1](#) [STU5N65M6](#) [DMN6022SSD-13](#) [DMN13M9UCA6-7](#) [DMTH10H4M6SPS-13](#) [DMN2990UFB-7B](#)
[IPB80P04P405ATMA2](#) [2N7002W-G](#) [MCAC30N06Y-TP](#) [MCQ7328-TP](#) [NTMC083NP10M5L](#) [BXP7N65D](#) [BXP4N65F](#) [AOL1454G](#)
[WMJ80N60C4](#) [BXP2N20L](#) [BXP2N65D](#) [BXT1150N10J](#) [BXT1700P06M](#) [TSM60NB380CP](#) [ROG](#) [RQ7L055BGTGR](#) [DMNH15H110SK3-13](#)
[SLF10N65ABV2](#) [BSO203SP](#) [BSO211P](#) [IPA60R230P6](#)