




PC 导电高分子固体铝电解电容器 (低阻品) - 引线型

Conductive polymer solid aluminum electrolytic capacitor (Low ESR Type)- Radial type

特点 Features

- 低阻抗。
Low ESR.
- 可适于无铅焊。
Lead free-flow is supported.
- RoHS指令已对应完毕。
Adapted to the RoHS directive.

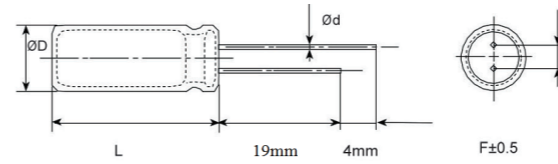


主要技术性能 Specifications

项目 Items	特性 Characteristics										
工作温度范围 Operating Temperature Range	-55~+105°C										
额定电压范围 Rated Voltage Range	2.5~25V										
标称容量范围 Nominal Capacitance Range	6.8~3300µF										
标称容量允许偏差 Nominal Capacitance Tolerance	±20% (20°C, 120Hz)										
漏电流 Leakage Current	参照规格表 Reference parameter table 2分钟 at 20°C, after 2 minutes										
损耗角正切 (tgδ) Dissipation Factor (Max)	20°C, 120Hz <table border="1"> <tr> <th>直径</th> <th>Φ5~Φ5.45</th> <th>Φ6.3(L≤7)</th> <th>Φ6.3(L>7)</th> <th>Φ8~Φ10</th> </tr> <tr> <td>tgδ</td> <td>0.10</td> <td>0.10</td> <td>0.08</td> <td>0.08</td> </tr> </table>	直径	Φ5~Φ5.45	Φ6.3(L≤7)	Φ6.3(L>7)	Φ8~Φ10	tgδ	0.10	0.10	0.08	0.08
直径	Φ5~Φ5.45	Φ6.3(L≤7)	Φ6.3(L>7)	Φ8~Φ10							
tgδ	0.10	0.10	0.08	0.08							
等效串联电阻 ESR	参照规格表 Reference parameter table (mΩ at 100k~300kHz 20°C max)										
高低温特性比 Characteristics of impedance ratio at high temp. and low temp	要求在100KHZ 20°C Based the value at 100KHZ. +20°C <table border="1"> <tr> <th>-55°C</th> <th>Z/Z20°C</th> <th>0.75 to 1.25</th> </tr> <tr> <td>+105°C</td> <td>Z/Z20°C</td> <td>0.75 to 1.25</td> </tr> </table>	-55°C	Z/Z20°C	0.75 to 1.25	+105°C	Z/Z20°C	0.75 to 1.25				
-55°C	Z/Z20°C	0.75 to 1.25									
+105°C	Z/Z20°C	0.75 to 1.25									
耐久性 Load Life	+105°C施加额定电压2000小时后, 待温度恢复到20°C后进行测试, 电容器应满足以下要求: After 2000 hours' application of rated voltage at 105°C, and then being stabilized at +20°C, the capacitors shall meet the following requirement:										
	容量变化率 Capacitance Change	±20%初始值以内 Within ±20% of the initial value (16V: within ±25% of the initial value)									
	损耗角正切 Dissipation Factor	≤150%初始规定值 Not more than 150% of the initial specified value									
	阻抗 Equivalent Series Resistance	≤150%初始规定值 Not more than 150% of the initial specified value									
	漏电流 Leakage Current	≤初始规定值 Not more than the initial specified value									
稳态湿热 Damp heat(Steady state)	60°C, 90~95% RH, 不加电压1000小时 60°C, 90~95% RH, 1000 hours, No-applied voltage.										
	容量变化率 Capacitance Change	±20%初始值以内 Within ±20% of the initial value (16V: within ±25% of the initial value)									
	损耗角正切 Dissipation Factor	≤150%初始规定值 Not more than 150% of the initial specified value									
	阻抗 Equivalent Series Resistance	≤150%初始规定值 Not more than 150% of the initial specified value									
	漏电流 Leakage Current	≤初始规定值 Not more than the initial specified value									
耐焊接热 Resistance to Soldering Heat	(VPS) (260°C X 10s)										
	容量变化率 Capacitance Change	±10%初始值以内 Within ±10% of the initial value (16V以上: within ±15% of the initial value)									
	损耗角正切 Dissipation Factor	≤初始规定值 Not more than the initial specified value									
	阻抗 Equivalent Series Resistance	≤初始规定值 Not more than the initial specified value									
	漏电流 Leakage Current	≤初始规定值 Not more than the initial specified value									

※ 当产生疑问的时候, 用以下电压处理后测定。
电压处理: 125°C下, 连续加载120分钟的电压, 加载电压为额定电压。
When in doubt, apply the following voltage treatment and measure.
Voltage processing: under the condition of 125 °C ambient temperature, continuous load voltage of 120 minutes. Load voltage is rated voltage.

尺寸图 Dimensions



尺寸表 Size List

单位 Unit: mm

D(+0.5max)	5	5.45	6.3	8	10
F(±0.5)	2.0	2.5	2.5	3.5	5
d(±0.05)	0.5	0.5	0.5	0.6	0.6
L	+1max				

标称容量、额定电压、额定纹波电流与尺寸对应表 Nominal Capacitance, Rated Voltage, Rated Ripple Current and Case Size Table

Rated Volt. (V)	Capacitance (µF)	Size ΦD×L(mm)	Tanδ (120HZ, 20°C)	LC (µA)	ESR (mΩ/at 100k~300kHz 20°C max)	Rated R. C. (mA/rms at 100kHz, 105°C)
2.5	330	5×7	0.1	165	15	3100
	330	5×8	0.1	165	15	3100
	390	5.45×7	0.1	195	15	3300
	470	5×8	0.1	235	15	3100
	470	5×9	0.1	235	15	3100
	470	6.3×6	0.1	235	15	3300
	560	5×9	0.1	280	15	3300
	560	5.45×9	0.1	280	15	3900
	560	6.3×8	0.08	280	7	5400
	680	5.45×9	0.1	340	15	4100
	820	6.3×8	0.08	410	7	5400
	820	8×8	0.08	410	7	6100
	1000	6.3×9	0.08	500	7	5400
	1000	8×8	0.08	500	7	6100
	1000	8×11.5	0.08	500	7	6100
	1500	8×8	0.08	750	7	6100
	1500	8×11.5	0.08	750	7	6100
	1500	10×12	0.08	750	7	6100
	2200	10×12	0.08	1100	7	6100
	3300	10×12	0.08	1650	7	6100
4	330	5×7	0.1	264	15	3100
	330	5×8	0.1	264	15	3100
	390	5.45×7	0.1	312	15	3300
	470	5×8	0.1	376	15	3100
	470	5×9	0.1	376	15	3300
	560	5×9	0.1	448	15	3300
	560	5.45×9	0.1	448	15	3300
	560	6.3×8	0.08	448	8	5400
	680	5.45×9	0.1	544	15	4700
	820	6.3×8	0.08	656	8	5400
	1000	6.3×9	0.08	800	7	5400
	1200	8×8	0.08	960	7	6100
	1500	8×8	0.08	1200	7	6100
	1500	8×11.5	0.08	1200	7	6100




PC 导电高分子固体铝电解电容器 (低阻品) - 引线型

Conductive polymer solid aluminum electrolytic capacitor (Low ESR Type)- Radial type

特点 Features

- 低阻抗。 Low ESR.
- 可适于无铅焊。 Lead free-flow is supported.
- RoHS指令已对应完毕。 Adapted to the RoHS directive.

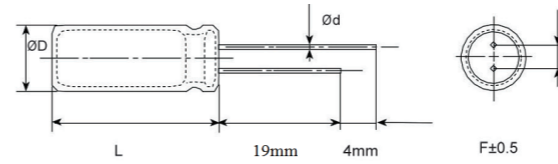


主要技术性能 Specifications

项目 Items	特性 Characteristics										
工作温度范围 Operating Temperature Range	-55~+105°C										
额定电压范围 Rated Voltage Range	2.5~25V										
标称容量范围 Nominal Capacitance Range	6.8~3300µF										
标称容量允许偏差 Nominal Capacitance Tolerance	±20% (20°C, 120Hz)										
漏电流 Leakage Current	参照规格表 Reference parameter table 2分钟 at 20°C, after 2 minutes										
损耗角正切 (tgδ) Dissipation Factor (Max)	20°C, 120Hz <table border="1"> <tr> <th>直径</th> <th>Φ5~Φ5.45</th> <th>Φ6.3(L≤7)</th> <th>Φ6.3(L>7)</th> <th>Φ8~Φ10</th> </tr> <tr> <td>tgδ</td> <td>0.10</td> <td>0.10</td> <td>0.08</td> <td>0.08</td> </tr> </table>	直径	Φ5~Φ5.45	Φ6.3(L≤7)	Φ6.3(L>7)	Φ8~Φ10	tgδ	0.10	0.10	0.08	0.08
直径	Φ5~Φ5.45	Φ6.3(L≤7)	Φ6.3(L>7)	Φ8~Φ10							
tgδ	0.10	0.10	0.08	0.08							
等效串联电阻 ESR	参照规格表 Reference parameter table (mΩ at 100k~300kHz 20°C max)										
高低温特性比 Characteristics of impedance ratio at high temp. and low temp	要求在100KHZ 20°C Based the value at 100KHZ. +20°C <table border="1"> <tr> <th>-55°C</th> <th>Z/Z20°C</th> <th>0.75 to 1.25</th> </tr> <tr> <td>+105°C</td> <td>Z/Z20°C</td> <td>0.75 to 1.25</td> </tr> </table>	-55°C	Z/Z20°C	0.75 to 1.25	+105°C	Z/Z20°C	0.75 to 1.25				
-55°C	Z/Z20°C	0.75 to 1.25									
+105°C	Z/Z20°C	0.75 to 1.25									
耐久性 Load Life	+105°C施加额定电压2000小时后, 待温度恢复到20°C后进行测试, 电容器应满足以下要求: After 2000 hours' application of rated voltage at 105°C, and then being stabilized at +20°C, the capacitors shall meet the following requirement:										
	容量变化率 Capacitance Change	±20%初始值以内 Within ±20% of the initial value (16V: within ±25% of the initial value)									
	损耗角正切 Dissipation Factor	≤150%初始规定值 Not more than 150% of the initial specified value									
	阻抗 Equivalent Series Resistance	≤150%初始规定值 Not more than 150% of the initial specified value									
	漏电流 Leakage Current	≤初始规定值 Not more than the initial specified value									
稳态湿热 Damp heat(Steady state)	60°C, 90~95% RH, 不加电压1000小时 60°C, 90~95% RH, 1000 hours, No-applied voltage.										
	容量变化率 Capacitance Change	±20%初始值以内 Within ±20% of the initial value (16V: within ±25% of the initial value)									
	损耗角正切 Dissipation Factor	≤150%初始规定值 Not more than 150% of the initial specified value									
	阻抗 Equivalent Series Resistance	≤150%初始规定值 Not more than 150% of the initial specified value									
	漏电流 Leakage Current	≤初始规定值 Not more than the initial specified value									
耐焊接热 Resistance to Soldering Heat	(VPS) (260°C X 10s)										
	容量变化率 Capacitance Change	±10%初始值以内 Within ±10% of the initial value (16V以上: within ±15% of the initial value)									
	损耗角正切 Dissipation Factor	≤初始规定值 Not more than the initial specified value									
	阻抗 Equivalent Series Resistance	≤初始规定值 Not more than the initial specified value									
	漏电流 Leakage Current	≤初始规定值 Not more than the initial specified value									

※ 当产生疑问的时候, 用以下电压处理后测定。
电压处理: 125°C下, 连续加载120分钟的电压, 加载电压为额定电压。
When in doubt, apply the following voltage treatment and measure.
Voltage processing: under the condition of 125 °C ambient temperature, continuous load voltage of 120 minutes. Load voltage is rated voltage.

尺寸图 Dimensions



尺寸表 Size List

单位 Unit: mm

D(+0.5max)	5	5.45	6.3	8	10
F(±0.5)	2.0	2.5	2.5	3.5	5
d(±0.05)	0.5	0.5	0.5	0.6	0.6
L	+1max				

标称容量、额定电压、额定纹波电流与尺寸对应表 Nominal Capacitance, Rated Voltage, Rated Ripple Current and Case Size Table

Rated Volt. (V)	Capacitance (uF)	Size ΦD×L(mm)	Tanδ (120HZ, 20°C)	LC (µA)	ESR (mΩ/at 100k~300kHz 20°C max)	Rated R. C. (mA/rms at 100kHz, 105°C)
2.5	330	5×7	0.1	165	15	3100
	330	5×8	0.1	165	15	3100
	390	5.45×7	0.1	195	15	3300
	470	5×8	0.1	235	15	3100
	470	5×9	0.1	235	15	3100
	470	6.3×6	0.1	235	15	3300
	560	5×9	0.1	280	15	3300
	560	5.45×9	0.1	280	15	3900
	560	6.3×8	0.08	280	7	5400
	680	5.45×9	0.1	340	15	4100
	820	6.3×8	0.08	410	7	5400
	820	8×8	0.08	410	7	6100
	1000	6.3×9	0.08	500	7	5400
	1000	8×8	0.08	500	7	6100
	1000	8×11.5	0.08	500	7	6100
	1500	8×8	0.08	750	7	6100
	1500	8×11.5	0.08	750	7	6100
	1500	10×12	0.08	750	7	6100
	2200	10×12	0.08	1100	7	6100
	3300	10×12	0.08	1650	7	6100
4	330	5×7	0.1	264	15	3100
	330	5×8	0.1	264	15	3100
	390	5.45×7	0.1	312	15	3300
	470	5×8	0.1	376	15	3100
	470	5×9	0.1	376	15	3300
	560	5×9	0.1	448	15	3300
	560	5.45×9	0.1	448	15	3300
	560	6.3×8	0.08	448	8	5400
	680	5.45×9	0.1	544	15	4700
	820	6.3×8	0.08	656	8	5400
	1000	6.3×9	0.08	800	7	5400
	1200	8×8	0.08	960	7	6100
	1500	8×8	0.08	1200	7	6100
	1500	8×11.5	0.08	1200	7	6100



Rated Volt. (V)	Capacitance (uF)	Size ΦD×L(mm)	Tanδ (120HZ,20°C)	LC (μA)	ESR (mΩ/at 100k~300kHz 20°C max)	Rated R. C. (mA/rms at 100kHz, 105°C)
6.3	100	5×7	0.1	126	15	3300
	220	5×7	0.1	277	15	3300
	220	5.45×7	0.1	277	15	3300
	220	6.3×5.4	0.1	277	15	3100
	270	5×7	0.1	340	15	3300
	270	5.45×7	0.1	340	15	3300
	270	6.3×5.4	0.1	340	15	3100
	330	5×8	0.1	415	15	3300
	330	6.3×6	0.1	415	15	3300
	390	5×8	0.1	491	15	3300
	470	5×9	0.1	592	15	3300
	470	5.45×9	0.1	592	15	3900
	470	6.3×6	0.1	592	15	3700
	470	6.3×8	0.08	592	8	4700
	470	8×8	0.08	592	7	5400
	500	5×9	0.1	630	15	3300
	560	5.45×9	0.1	705	15	3900
	560	6.3×8	0.08	705	8	4700
	560	8×8	0.08	705	7	5400
	680	6.3×8	0.08	856	8	4700
	680	8×8	0.08	856	7	5400
	820	6.3×8	0.08	1033	8	4700
	820	6.3×9	0.08	1033	8	4700
	820	8×8	0.08	1033	7	5400
	1000	6.3×10	0.08	1260	8	4700
	1000	8×8	0.08	1260	7	5400
	1000	8×11.5	0.08	1260	7	6100
	1200	8×8	0.08	1512	7	5400
	1200	8×11.5	0.08	1512	7	6100
	1500	8×11.5	0.08	1890	7	6100
1500	10×12	0.08	1890	7	6100	
2200	10×12	0.08	2772	7	6100	
3300	10×12	0.08	4158	7	6100	
7.5	270	5×7	0.1	405	15	3300
	330	5×8	0.1	495	15	3300
	330	5.45×7	0.1	495	15	3300
	390	5×9	0.1	585	15	3900
	470	5.45×9	0.1	705	15	3900
	470	6.3×8	0.08	705	8	4700
	500	5.45×9	0.1	750	15	3900
	560	6.3×8	0.08	840	8	4700
	560	8×8	0.08	840	8	4700
	680	6.3×9	0.08	1020	8	4700
	680	8×8	0.08	1020	8	5100

Rated Volt. (V)	Capacitance (uF)	Size ΦD×L(mm)	Tanδ (120HZ,20°C)	LC (μA)	ESR (mΩ/at 100k~300kHz 20°C max)	Rated R. C. (mA/rms at 100kHz, 105°C)	
7.5	820	6.3×9	0.08	1230	8	4700	
	820	8×8	0.08	1230	8	5400	
	1000	6.3×11	0.08	1500	8	4700	
	1000	8×8	0.08	1500	8	5400	
	1500	8×11.5	0.08	2250	8	5700	
	10	100	5×7	0.1	200	15	3300
150		5×7	0.1	300	15	3300	
150		6.3×5.4	0.1	300	15	2400	
220		5×8	0.1	440	15	3300	
220		5.45×7	0.1	440	15	3300	
270		6.3×6	0.1	540	15	3300	
330		5×9	0.1	660	15	3900	
330		5.45×9	0.1	660	15	3900	
330		6.3×8	0.08	660	10	4300	
390		5.45×9	0.1	780	15	3900	
470		6.3×9	0.08	940	10	4300	
470		8×8	0.08	940	10	4700	
560		6.3×9	0.08	1120	10	4300	
560		6.3×10	0.08	1120	10	4300	
560		8×8	0.08	1120	10	4700	
680		6.3×11	0.08	1360	10	4300	
680		8×8	0.08	1360	10	4700	
820		8×11.5	0.08	1640	10	5400	
1000		8×11.5	0.08	2000	10	5400	
1200		10×12	0.08	2400	10	5400	
1500		10×12	0.08	3000	10	5400	
16		47	5×7	0.1	150	20	2200
		68	5×7	0.1	217	20	2200
		82	5×7	0.1	262	20	2200
		100	5×7	0.1	320	20	3100
		100	5×8	0.1	320	20	3100
		100	5.45×7	0.1	320	20	3100
		100	6.3×5.4	0.1	320	20	3100
		100	6.3×8	0.08	320	10	4100
		150	5×9	0.1	480	15	3300
	180	6.3×6	0.1	576	20	3900	
	220	5.45×9	0.1	704	15	3900	
	220	6.3×8	0.08	704	10	4700	
	270	5.45×9	0.1	864	15	3900	
	270	6.3×8	0.08	864	10	4700	
	330	6.3×9	0.08	1056	10	4700	
	330	8×8	0.08	1056	10	5100	
	390	6.3×9	0.08	1248	10	4700	
	470	6.3×10	0.08	1504	10	4700	
470	8×8	0.08	1504	10	5100		



Rated Volt. (V)	Capacitance (uF)	Size ΦD×L(mm)	Tanδ (120HZ,20°C)	LC (μA)	ESR (mΩ/at 100k~300kHz 20°C max)	Rated R. C. (mA/rms at 100kHz, 105°C)
6.3	100	5×7	0.1	126	15	3300
	220	5×7	0.1	277	15	3300
	220	5.45×7	0.1	277	15	3300
	220	6.3×5.4	0.1	277	15	3100
	270	5×7	0.1	340	15	3300
	270	5.45×7	0.1	340	15	3300
	270	6.3×5.4	0.1	340	15	3100
	330	5×8	0.1	415	15	3300
	330	6.3×6	0.1	415	15	3300
	390	5×8	0.1	491	15	3300
	470	5×9	0.1	592	15	3300
	470	5.45×9	0.1	592	15	3900
	470	6.3×6	0.1	592	15	3700
	470	6.3×8	0.08	592	8	4700
	470	8×8	0.08	592	7	5400
	500	5×9	0.1	630	15	3300
	560	5.45×9	0.1	705	15	3900
	560	6.3×8	0.08	705	8	4700
	560	8×8	0.08	705	7	5400
	680	6.3×8	0.08	856	8	4700
	680	8×8	0.08	856	7	5400
	820	6.3×8	0.08	1033	8	4700
	820	6.3×9	0.08	1033	8	4700
	820	8×8	0.08	1033	7	5400
	1000	6.3×10	0.08	1260	8	4700
	1000	8×8	0.08	1260	7	5400
	1000	8×11.5	0.08	1260	7	6100
	1200	8×8	0.08	1512	7	5400
	1200	8×11.5	0.08	1512	7	6100
	1500	8×11.5	0.08	1890	7	6100
1500	10×12	0.08	1890	7	6100	
2200	10×12	0.08	2772	7	6100	
3300	10×12	0.08	4158	7	6100	
7.5	270	5×7	0.1	405	15	3300
	330	5×8	0.1	495	15	3300
	330	5.45×7	0.1	495	15	3300
	390	5×9	0.1	585	15	3900
	470	5.45×9	0.1	705	15	3900
	470	6.3×8	0.08	705	8	4700
	500	5.45×9	0.1	750	15	3900
	560	6.3×8	0.08	840	8	4700
	560	8×8	0.08	840	8	4700
	680	6.3×9	0.08	1020	8	4700
	680	8×8	0.08	1020	8	5100

Rated Volt. (V)	Capacitance (uF)	Size ΦD×L(mm)	Tanδ (120HZ,20°C)	LC (μA)	ESR (mΩ/at 100k~300kHz 20°C max)	Rated R. C. (mA/rms at 100kHz, 105°C)	
7.5	820	6.3×9	0.08	1230	8	4700	
	820	8×8	0.08	1230	8	5400	
	1000	6.3×11	0.08	1500	8	4700	
	1000	8×8	0.08	1500	8	5400	
	1500	8×11.5	0.08	2250	8	5700	
	10	100	5×7	0.1	200	15	3300
150		5×7	0.1	300	15	3300	
150		6.3×5.4	0.1	300	15	2400	
220		5×8	0.1	440	15	3300	
220		5.45×7	0.1	440	15	3300	
270		6.3×6	0.1	540	15	3300	
330		5×9	0.1	660	15	3900	
330		5.45×9	0.1	660	15	3900	
330		6.3×8	0.08	660	10	4300	
390		5.45×9	0.1	780	15	3900	
470		6.3×9	0.08	940	10	4300	
470		8×8	0.08	940	10	4700	
560		6.3×9	0.08	1120	10	4300	
560		6.3×10	0.08	1120	10	4300	
560		8×8	0.08	1120	10	4700	
680		6.3×11	0.08	1360	10	4300	
680		8×8	0.08	1360	10	4700	
820		8×11.5	0.08	1640	10	5400	
1000		8×11.5	0.08	2000	10	5400	
1200		10×12	0.08	2400	10	5400	
1500		10×12	0.08	3000	10	5400	
16		47	5×7	0.1	150	20	2200
		68	5×7	0.1	217	20	2200
		82	5×7	0.1	262	20	2200
		100	5×7	0.1	320	20	3100
		100	5×8	0.1	320	20	3100
		100	5.45×7	0.1	320	20	3100
		100	6.3×5.4	0.1	320	20	3100
		100	6.3×8	0.08	320	10	4100
		150	5×9	0.1	480	15	3300
	180	6.3×6	0.1	576	20	3900	
	220	5.45×9	0.1	704	15	3900	
	220	6.3×8	0.08	704	10	4700	
	270	5.45×9	0.1	864	15	3900	
	270	6.3×8	0.08	864	10	4700	
	330	6.3×9	0.08	1056	10	4700	
	330	8×8	0.08	1056	10	5100	
	390	6.3×9	0.08	1248	10	4700	
	470	6.3×10	0.08	1504	10	4700	
	470	8×8	0.08	1504	10	5100	




Rated Volt. (V)	Capacitance (uF)	Size ΦD×L(mm)	Tanδ (120HZ,20°C)	LC (μA)	ESR (mΩ/at 100k~300kHz 20°C max)	Rated R. C. (mA/rms at 100kHz, 105°C)
16	470	8×11.5	0.08	1540	10	5100
	560	8×8	0.08	1792	10	5100
	560	8×11.5	0.08	1792	10	5400
	680	8×11.5	0.08	2176	10	5400
	820	8×11.5	0.08	2624	10	5400
	820	10×12	0.08	2624	10	5400
	1000	10×12	0.08	3200	10	5400
	1200	10×12	0.08	3840	10	5400
20	47	6.3×5.4	0.1	188	25	2200
	68	6.3×5.4	0.1	272	25	2200
	82	6.3×5.4	0.1	328	25	2200
	100	6.3×8	0.08	400	24	2300
	220	8×8	0.08	880	24	2600
	330	8×11.5	0.08	1320	24	3900
	390	8×11.5	0.08	1560	20	3900
	470	8×11.5	0.08	1880	20	3900
	560	8×11.5	0.08	2240	20	3900
	680	10×12	0.08	2720	20	3900
25	6.8	6.3×5.4	0.1	100	35	2100
	10	6.3×5.4	0.1	100	35	2100
	22	6.3×5.4	0.1	110	35	2100
	33	6.3×5.4	0.1	165	35	2100
	47	6.3×6	0.1	235	30	2300
	56	6.3×6	0.1	280	30	2300
	68	6.3×8	0.08	340	25	2600
	82	6.3×8	0.08	410	25	2600
	100	8×11.5	0.08	500	24	3900
	220	8×11.5	0.08	1100	24	3900
	270	8×11.5	0.08	1350	24	3900
	330	8×11.5	0.08	1650	24	3900
	390	10×12	0.08	1950	24	3900
	470	10×12	0.08	2350	24	3900

PF 导电性高分子固体铝电解电容器 (长寿命品) -引线型

Conductive polymer solid aluminum electrolytic capacitor (Long life Type)- Radial type

特点 Features

- 长寿命。
Long life.
- 可适于无铅焊。
Lead free-flow is supported.
- RoHS指令已对应完毕。Adapted to the ROHS directive.



主要技术性能 Specifications

项目 Items	特性 Characteristics			
工作温度范围 Operating Temperature Range	-55~+105°C			
额定电压范围 Rated Voltage Range	2.5~25V			
标称容量范围 Nominal Capacitance Range	220~2200μF			
标称容量允许偏差 Nominal Capacitance Tolerance	±20% (20°C, 120Hz)			
漏电流 Leakage Current	参照规格表 Reference parameter table 2分钟 at 20°C, after 2 minutes			
损耗角正切 (tgδ) Dissipation Factor (Max)	20°C, 120Hz	直径 tgδ	Φ6.3~Φ10 0.08	
等效串联电阻 ESR	参照规格表 Reference parameter table (mΩ at 100k~300kHz 20°C max)			
高低温特性比 Characteristics of impedance ratio at high temp. and low temp	要求在100KHZ 20°C Based the value at 100KHZ. +20°C	-55°C +105°C	Z/Z20°C Z/Z20°C	0.75 to 1.25 0.75 to 1.25
耐久性 Load Life	+105°C施加额定电压5000小时后，待温度恢复到20°C后进行测试，电容器应满足以下要求： After 5000 hours' application of rated voltage at 105°C, and then being stabilized at +20°C, the capacitors shall meet the following requirement:			
	容量变化率 Capacitance Change	±20%初始值以内 Within ±20% of the initial value (16V: within ±25% of the initial value)		
	损耗角正切 Dissipation Factor	≤ 150%初始规定值 Not more than 150% of the initial specified value		
	阻抗 Equivalent Series Resistance	≤ 150%初始规定值 Not more than 150% of the initial specified value		
	漏电流 Leakage Current	≤ 初始规定值 Not more than the initial specified value		
稳态湿热 Damp heat(Steady state)	60°C, 90~95% RH, 不加电压1000小时 60°C, 90~95% RH, 1000 hours, No-applied voltage.			
	容量变化率 Capacitance Change	±20%初始值以内 Within ±20% of the initial value (16V: within ±25% of the initial value)		
	损耗角正切 Dissipation Factor	≤ 150%初始规定值 Not more than 150% of the initial specified value		
	阻抗 Equivalent Series Resistance	≤ 150%初始规定值 Not more than 150% of the initial specified value		
	漏电流 Leakage Current	≤ 初始规定值 Not more than the initial specified value		
耐焊接热 Resistance to Soldering Heat	(VPS) (260°C X 10s)			
	容量变化率 Capacitance Change	±10%初始值以内 Within ±10% of the initial value (16V以上: within ±15% of the initial value)		
	损耗角正切 Dissipation Factor	≤ 初始规定值 Not more than the initial specified value		
	阻抗 Equivalent Series Resistance	≤ 初始规定值 Not more than the initial specified value		
	漏电流 Leakage Current	≤ 初始规定值 Not more than the initial specified value		

※ 当产生疑问的时候，用以下电压处理后测定。
电压处理: 125°C下，连续加载120分钟的电压。加载电压为额定电压。
When in doubt, apply the following voltage treatment and measure.
Voltage processing: under the condition of 125 °C ambient temperature, continuous load voltage of 120 minutes. Load voltage is rated voltage.

X-ON Electronics

Largest Supplier of Electrical and Electronic Components

Click to view similar products for [Aluminium Organic Polymer Capacitors](#) category:

Click to view products by [Huawei](#) manufacturer:

Other Similar products are found below :

[D38999/20WJ43SN-LC](#) [750-1809](#) [SEAU0A0102G](#) [MAL218497801E3](#) [MAL218297003E3](#) [MAL218497803E3](#) [MAL218397603E3](#)
[MAL218297802E3](#) [MAL218497701E3](#) [MAL218397102E3](#) [MAL218297804E3](#) [MAL218497804E3](#) [MAL218697005E3](#) [MAL218697509E3](#)
[MAL218297603E3](#) [MAL218397604E3](#) [MAL218697106E3](#) [MAL218297005E3](#) [MAL218397106E3](#) [MAL218297103E3](#) [MAL218397104E3](#)
[MAL218297604E3](#) [MAL218697601E3](#) [MAL218697554E3](#) [MAL218397702E3](#) [MAL218697104E3](#) [MAL218497901E3](#) [MAL218497806E3](#)
[MAL218697001E3](#) [PCZ1V181MCL1GS](#) [PCZ1E331MCL1GS](#) [HHXD500ARA470MHA0G](#) [APD1012271M035R](#) [APD1012331M035R](#)
[APA0609471M006R](#) [APA0609561M004R](#) [APA0609561M006R](#) [APD0811271M035R](#) [APA0807561M004R](#) [APA0809331M016R](#)
[APA0809561M010R](#) [APA0809821M004R](#) [APA0809821M006R](#) [APA0812102M006R](#) [APA0812122M004R](#) [APA0812471M016R](#)
[APA0812561M016R](#) [APA0812681M010R](#) [APA1010102M010R](#) [APA1010122M006R](#)