



VT

铝电解电容器-贴片型

Aluminum electrolytic capacitor- SMD type

特点 Features

- 产品直径 Case diameter: Φ 4mm - Φ 12.5mm.
- 适用于再流焊。Reflow soldering is available.
- 适用于高密度表面组装。Available for high density surface mounting.
- 工作温度范围宽 (-40 ~ +105°C) Operating over wide temperature range.
- RoHS指令已对应完毕。Adapted to the RoHS directive.

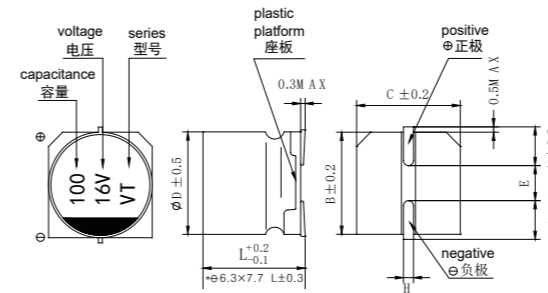


主要技术性能 Specifications

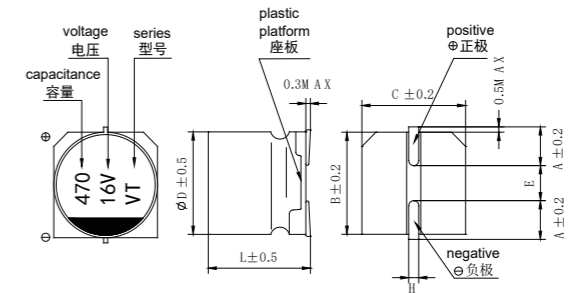
项目 Items	特性 Performance Characteristics									
工作温度范围 Operating Temperature Range	-40 ~ +105°C									
额定电压范围 Rated Voltage Range	6.3~100V									
标称容量范围 Nominal Capacitance Range	0.1~3300 μ F									
标称容量允许偏差 Capacitance Tolerance	\pm 20% (20°C, 120Hz)									
漏电流 Leakage Current	$I \leq 0.01CRVR$ or 3(μ A), 取较大者 (2分钟) CR: 标称容量 (μ F) UR: 额定电压 (V) $I \leq 0.01CRVR$ or 3(μ A) Whichever is greater (at 20°C, After 2 minutes) CR: Nominal Capacitance (μ F) UR: Rated voltages (V)									
损耗角正切 (tg δ) Dissipation Factor (Max) 20°C, 120Hz	U_r (V)	6.3	10	16	25	35	50	63	80	100
	tg δ	0.28	0.24	0.20	0.16	0.14	0.12	0.12	0.10	0.10
耐久性 Load Life	+105°C施加额定电压1000小时后, 电容器应满足以下要求: After 1000 hours' application of rated voltage at 105°C, the capacitor shall meet the following requirement:									
	容量变化率 Capacitance Change	\pm 20%初始值以内 Within \pm 20% of the initial value								
	损耗角正切 Dissipation Factor	\leq 200%初始规定值 Not more than 200% of the initial specified value								
	漏电流 Leakage Current	\leq 初始规定值 Not more than the initial specified value								
高温贮存 Shelf Life	+105°C贮存1000小时后, 电容器应满足以上耐久性要求 After storage for 1000 hours at +105°C, the capacitors shall meet the requirement of load life above									
低温特性 Low Temperature Stability 阻抗比 Impedance Ratio (120Hz)	U_r (V)	6.3	10	16	25	35	50	63	80	100
	Z(-25°C)/Z(+20°C)	4	3	2	2	2	2	2	2	2
	Z(-40°C)/Z(+20°C)	8	6	4	4	3	3	3	3	3
耐焊接热 Resistance to Soldering Heat	在250°C的条件下, 电容器在热板上保持30秒, 然后从热板上取出电容器, 让其在室温下恢复, 电容器应满足以下要求: The capacitors shall be kept on the hot plate maintained at 250°C for 30 seconds. After removing from the hot plate and restored at room temperature, they meet the following requirement.									
	容量变化率 Capacitance Change	\pm 10%初始值以内 Within \pm 10% of the initial value								
	损耗角正切 Dissipation Factor	\leq 初始规定值 Not more than the initial specified value								
	漏电流 Leakage Current	\leq 初始规定值 Not more than the initial specified value								

外形图及尺寸表 Case Size Table

Φ 4~ Φ 6.3



Φ 8~ Φ 12.5



单位 Unit: mm

	4x5.4	5x5.4	6.3x5.4	6.3x7.7	8x6.5	8x10.5	10x10.5	10x12.5	12.5x13.5
A	1.8	2.1	2.4	2.4	2.9	2.9	3.2	3.2	4.7
B	4.3	5.3	6.6	6.6	8.3	8.3	10.3	10.3	13
C	4.3	5.3	6.6	6.6	8.3	8.3	10.3	10.3	13
E	1.0	1.3	2.2	2.2	2.3	3.1	4.5	4.5	4.5
L	5.4	5.4	5.4	7.7	6.5	10.5	10.5	12.5	13.5
H	0.5~0.8						0.8~1.1		

标称容量、额定电压、额定纹波电流与尺寸对应表 Nominal Capacitance, Rated Voltage, Rated Ripple Current and Case Size Table

电压WV (Vdc)	容量Cap (μ F)	产品尺寸	纹波电流	电压WV (Vdc)	容量Cap (μ F)	产品尺寸	纹波电流	电压WV (Vdc)	容量Cap (μ F)	产品尺寸	纹波电流	电压WV (Vdc)	容量Cap (μ F)	产品尺寸	纹波电流
6.3	22	4x5.4	29	16	10	4x5.4	28	35	4.7	4x5.4	22	50	0.1	4x5.4	2.3
	33	4x5.4	26		22	5x5.4	39		10	5x5.4	30		0.22	4x5.4	3.4
	47	5x5.4	46		33	5x5.4	35		22	6.3x5.4	60		0.33	4x5.4	4.1
	100	5x5.4	50		47	6.3x5.4	65		33	6.3x5.4	62		0.47	5x5.4	5
	220	6.3x5.4	76		100	6.3x5.4	70		47	6.3x7.7	80		1	4x5.4	10
	330	6.3x7.7	123		220	6.3x7.7	120		68	6.3x7.7	82		2.2	4x5.4	16
	470	8x10.5	330		330	8x10.5	325		100	8x10.5	296		3.3	4x5.4	16
	1000	10x10.5	470		470	8x10.5	340		220	10x10.5	435		4.7	5x5.4	23
	1500	10x10.5	490		680	10x10.5	410		330	10x10.5	450		10	6.3x5.4	32
	2200	10x12.5	520		1000	10x10.5	450		470	12.5x13.5	550		22	6.3x5.4	36
3300	12.5x13.5	650	1200	10x12.5	460	4.7	5x5.4	17	33	6.3x7.7	70	47	8x10.5	210	
10	22	4x5.4	21	25	10	4x5.4	27	63	10	6.3x5.4	22	100	10	6.3x7.7	32
	33	5x5.4	34		22	5x5.4	44		22	6.3x7.7	58		100	8x10.5	230
	47	5x5.4	36		47	6.3x5.4	70		47	8x10.5	170		220	10x10.5	375
	100	6.3x5.4	69		68	6.3x5.4	75		100	10x10.5	310		470	12.5x13.5	570
	220	6.3x7.7	120		100	6.3x7.7	100		220	12.5x13.5	440		10	6.3x7.7	32
	330	8x10.5	305		220	8x10.5	320		10	6.3x7.7	38		22	8x10.5	100
	470	8x10.5	380		330	10x10.5	450		22	8x10.5	60		33	10x10.5	150
	680	10x10.5	390		470	10x10.5	490		33	8x10.5	70		47	10x10.5	155
	1000	10x10.5	450		560	10x12.5	510		47	10x10.5	120		100	12.5x13.5	230
	1500	10x12.5	480		680	10x12.5	520		100	12.5x13.5	230				
2200	12.5x13.5	820	1000	12.5x13.5	650										

I_r = Rated ripple current (mA) (105°C, 120Hz) I_r = 额定纹波电流 (mA) (105°C, 120Hz)

额定纹波电流频率修正系数 Frequency correction factor for ripple current

Frequency 频率	50Hz	120Hz	300Hz	1KHz	10K~100Hz
Coefficient 系数	0.70	1.00	1.17	1.36	1.50



VT

铝电解电容器-贴片型

Aluminum electrolytic capacitor- SMD type

特点 Features

- 产品直径 Case diameter: Φ 4mm - Φ 12.5mm.
- 适用于再流焊。Reflow soldering is available.
- 适用于高密度表面组装。Available for high density surface mounting.
- 工作温度范围宽 (-40 ~ +105°C) Operating over wide temperature range.
- RoHS指令已对应完毕。Adapted to the RoHS directive.

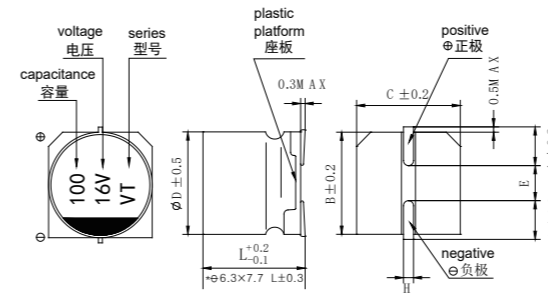


主要技术性能 Specifications

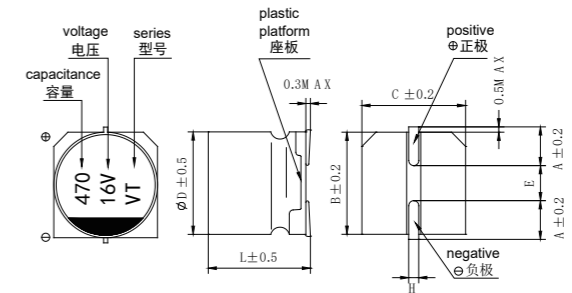
项目 Items	特性 Performance Characteristics									
工作温度范围 Operating Temperature Range	-40~+105°C									
额定电压范围 Rated Voltage Range	6.3~100V									
标称容量范围 Nominal Capacitance Range	0.1~3300 μ F									
标称容量允许偏差 Capacitance Tolerance	\pm 20% (20°C, 120Hz)									
漏电流 Leakage Current	I \leq 0.01CRVR or 3(μ A), 取较大者 (2分钟) CR: 标称容量 (μ F) UR: 额定电压 (V) I \leq 0.01CRVR or 3(μ A) Whichever is greater(at 20°C, After 2 minutes) CR: Nominal Capacitance (μ F) UR: Rated voltages (V)									
损耗角正切 (tg δ) Dissipation Factor (Max) 20°C, 120Hz	U _r (V)	6.3	10	16	25	35	50	63	80	100
	tg δ	0.28	0.24	0.20	0.16	0.14	0.12	0.12	0.10	0.10
耐久性 Load Life	+105°C施加额定电压1000小时后, 电容器应满足以下要求: After 1000 hours' application of rated voltage at 105°C, the capacitor shall meet the following requirement:									
	容量变化率 Capacitance Change	\pm 20%初始值以内 Within \pm 20% of the initial value								
	损耗角正切 Dissipation Factor	\leq 200%初始规定值 Not more than 200% of the initial specified value								
	漏电流 Leakage Current	\leq 初始规定值 Not more than the initial specified value								
高温贮存 Shelf Life	+105°C贮存1000小时后, 电容器应满足以上耐久性要求 After storage for 1000 hours at +105°C, the capacitors shall meet the requirement of load life above									
低温特性 Low Temperature Stability 阻抗比 Impedance Ratio (120Hz)	U _r (V)	6.3	10	16	25	35	50	63	80	100
	Z(-25°C)/Z(+20°C)	4	3	2	2	2	2	2	2	2
	Z(-40°C)/Z(+20°C)	8	6	4	4	3	3	3	3	3
耐焊接热 Resistance to Soldering Heat	在250°C的条件下, 电容器在热板上保持30秒, 然后从热板上取出电容器, 让其在室温下恢复, 电容器应满足以下要求: The capacitors shall be kept on the hot plate maintained at 250°C for 30 seconds. After removing from the hot plate and restored at room temperature, they meet the following requirement.									
	容量变化率 Capacitance Change	\pm 10%初始值以内 Within \pm 10% of the initial value								
	损耗角正切 Dissipation Factor	\leq 初始规定值 Not more than the initial specified value								
	漏电流 Leakage Current	\leq 初始规定值 Not more than the initial specified value								

外形图及尺寸表 Case Size Table

Φ 4~ Φ 6.3



Φ 8~ Φ 12.5



单位 Unit: mm

	4x5.4	5x5.4	6.3x5.4	6.3x7.7	8x6.5	8x10.5	10x10.5	10x12.5	12.5x13.5
A	1.8	2.1	2.4	2.4	2.9	2.9	3.2	3.2	4.7
B	4.3	5.3	6.6	6.6	8.3	8.3	10.3	10.3	13
C	4.3	5.3	6.6	6.6	8.3	8.3	10.3	10.3	13
E	1.0	1.3	2.2	2.2	2.3	3.1	4.5	4.5	4.5
L	5.4	5.4	5.4	7.7	6.5	10.5	10.5	12.5	13.5
H	0.5~0.8						0.8~1.1		

标称容量、额定电压、额定纹波电流与尺寸对应表 Nominal Capacitance, Rated Voltage, Rated Ripple Current and Case Size Table

电压WV (Vdc)	容量Cap (μ F)	产品尺寸	纹波电流	电压WV (Vdc)	容量Cap (μ F)	产品尺寸	纹波电流	电压WV (Vdc)	容量Cap (μ F)	产品尺寸	纹波电流	电压WV (Vdc)	容量Cap (μ F)	产品尺寸	纹波电流
6.3	22	4x5.4	29	16	10	4x5.4	28	35	4.7	4x5.4	22	50	0.1	4x5.4	2.3
	33	4x5.4	26		22	5x5.4	39		10	5x5.4	30		0.22	4x5.4	3.4
	47	5x5.4	46		33	5x5.4	35		22	6.3x5.4	60		0.33	4x5.4	4.1
	100	5x5.4	50		47	6.3x5.4	65		33	6.3x5.4	62		0.47	5x5.4	5
	220	6.3x5.4	76		100	6.3x5.4	70		47	6.3x7.7	80		1	4x5.4	10
	330	6.3x7.7	123		220	6.3x7.7	120		68	6.3x7.7	82		2.2	4x5.4	16
	470	8x10.5	330		330	8x10.5	325		100	8x10.5	296		3.3	4x5.4	16
	1000	10x10.5	470		470	8x10.5	340		220	10x10.5	435		4.7	5x5.4	23
	1500	10x10.5	490		680	10x10.5	410		330	10x10.5	450		10	6.3x5.4	32
	2200	10x12.5	520		1000	10x10.5	450		470	12.5x13.5	550		22	6.3x5.4	36
3300	12.5x13.5	650	1200	10x12.5	460	4.7	5x5.4	17	33	6.3x7.7	70	100	47	8x10.5	210
22	4x5.4	21	10	4x5.4	27	10	6.3x5.4	22	47	8x10.5	210				
33	5x5.4	34	22	5x5.4	44	22	6.3x7.7	58	100	8x10.5	230				
47	5x5.4	36	47	6.3x5.4	70	47	8x10.5	170	220	10x10.5	375				
100	6.3x5.4	69	68	6.3x5.4	75	100	10x10.5	310	470	12.5x13.5	570				
220	6.3x7.7	120	100	6.3x7.7	100	220	12.5x13.5	440	10	6.3x7.7	32				
330	8x10.5	305	220	8x10.5	320	10	6.3x7.7	38	22	8x10.5	100				
470	8x10.5	380	330	10x10.5	450	22	8x10.5	60	33	10x10.5	150				
680	10x10.5	390	470	10x10.5	490	33	8x10.5	70	47	10x10.5	155				
1000	10x10.5	450	560	10x12.5	510	47	10x10.5	120	100	12.5x13.5	230				
1500	10x12.5	480	680	10x12.5	520	100	12.5x13.5	230							
2200	12.5x13.5	820	1000	12.5x13.5	650										

I \sim =Rated ripple current (mA) (105°C, 120Hz) I \sim =额定纹波电流 (mA) (105°C, 120Hz)

额定纹波电流频率修正系数 Frequency correction factor for ripple current

Frequency 频率	50Hz	120Hz	300Hz	1KHz	10K~100Hz
Coefficient 系数	0.70	1.00	1.17	1.36	1.50

X-ON Electronics

Largest Supplier of Electrical and Electronic Components

Click to view similar products for [Aluminium Electrolytic Capacitors - SMD category](#):

Click to view products by [Huawei manufacturer](#):

Other Similar products are found below :

[ULV2H4R7MNL1GS](#) [ULV2H1R8MNL1GS](#) [MAL214099813E3](#) [CA025M4R70REB-0405](#) [HUB1800-S](#) [UCX1V471MNQ1MS](#) [10SVP120M](#)
[DV100M050C055ETR](#) [RVJ-50V101MH10U-R](#) [AEH1012471M016R](#) [MAL213967339E3](#) [GVT1C337M0608CNVC](#) [ATB106M050D058](#)
[ATB476M050F065](#) [ATB476M035E058](#) [ATB107M016E058](#) [ATB107M035E077](#) [EMVE350ARA101MF80G](#) [EMHL250ARA221MHA0G](#)
[ATB477M016F102](#) [EMK1EM331FB0D00R](#) [EMF1CM221FB0D00R](#) [EMF1CM331FB0D00R](#) [EMF1CM471FB0D00R](#)
[EMK1JM101GB0D00R](#) [EMK1AM102GB0D00R](#) [EMK1HM221GB0D00R](#) [DV221M6R3E055ETR](#) [DV221M025E077ETR](#)
[RV331M025F105ETR](#) [RVT1A101M0505](#) [GVZ1H101M0607](#) [CK1E100M0405](#) [GVM1E331M0607](#) [VT10UF100V167RV0127](#)
[VT100UF16V167RV0124](#) [CS100UF35V167RV0155](#) [CK220UF16V167RV0142](#) [VT10UF16V167RV0128](#) [VT22UF35V167RV0131](#)
[CS470UF10V167RV0150](#) [CK100UF16V167RV0138](#) [CK220UF10V167RV0141](#) [RVT330UF25V167RV0055](#) [CS47UF16V167RV0152](#)
[VT470UF16V167RV0135](#) [CS100UF10V167RV0144](#) [126RV0017](#) [VT47UF35V167RV0137](#) [CS220UF35V167RV0148](#)