

STANDARD SPECIFICATION

产品规格书

客户 Customer : _____

客户料号 Customer P/N NO. : _____

产品描述 Product Description : 3225-4P 27.000MHZ 20PF ±10PPM

HX 料号 P/N. NO. : CF4027M00020001

客户批准 Customer Approval :

| | |
|---------|----------|
| 审 核 | 批 准 |
| Checked | APPROVED |
| | |

(请批准后回签一份 PLEASE RETURN A COPY WITH APPROVAL)

| | | |
|-----------------|--------------|-----------------|
| 拟 制 DESIGNER | 审 核 CHECK | 批 准 APPROVED |
| 万力阳 | 蔡勤 | 柯建平 |

地址：深圳市龙华区龙胜路融创智汇大厦C座1401-1402室

Office add: Room 1401-1402, Building C, Rongchuang, Longhua District, shenzhen

TEL: 0755-21044642

FAX: 0551-63350135



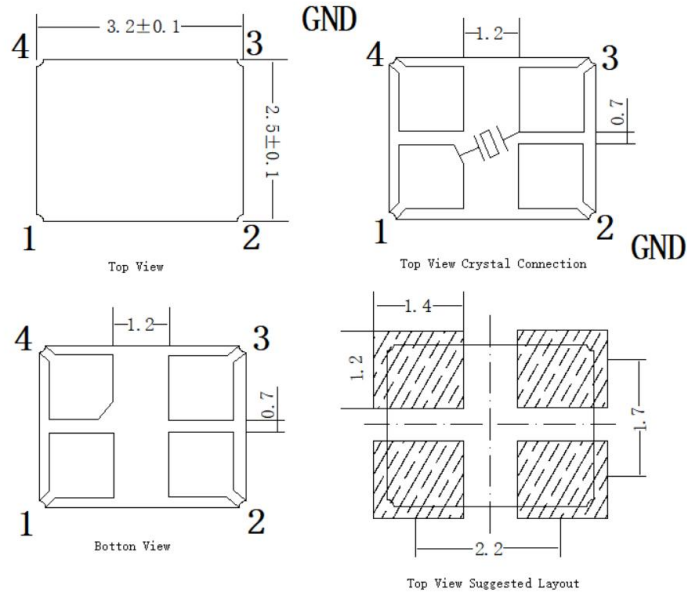
1. 石英晶体参数规格 QUARTZ CRYSTAL UNIT SPECIFICATION

※描述 Description : Quartz Crystal
 ※产品型别 Product Type : 3225-4P
 ※测量设备 Measure equipment : S&A 250B
 ※电气特性 Electrical Characteristics

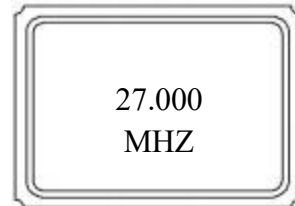
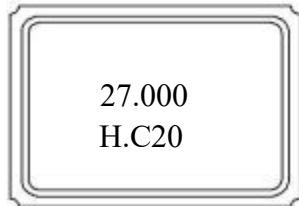
| | 项目 Item | 符号 Symbol | 电气特性规格 Electrical Specification | | | | 备注 Notes |
|----|--------------------------------------|--------------|------------------------------------|------------|------------|-------------|------------------|
| | | | 下限 Min. | 中心 Typ. | 上限 Max. | 单位 Units | |
| 1 | 标准频率 Nominal Frequency | F0 | 27.000 | | | MHz | |
| 2 | 震荡模式 Oscillation Mode | - | Fundamental | | | - | AT-CUT |
| 3 | 负载电容 Load Capacitance | CL | 20 | | | pF | |
| 4 | 频率偏差 Frequency Tolerance | - | -10 | - | 10 | ppm | At 25°C±°C |
| 5 | 温度频差 Equivalent Series Resistance | | -20 | - | 20 | ppm | |
| 6 | 工作温度 Operating Temperature | TC | -30 | - | 85 | °C | |
| 7 | 激励功率 Drive Level | DL | 1 | 350 | 350 | μW | |
| 8 | 谐振电阻 Resonant resistance | RR | | ≤40 | | Ω | |
| 9 | 静电容 Direct capacitance | C0 | | ≤3.0 | | pF | |
| 10 | 绝缘电阻 Insulation resistance | IR | | ≥500 | | MΩ | At DC 100V |
| 11 | 寄生衰减 Parasitic attenuation | SPDB | | ≤-3 | | dB | -1000ppm~6500ppm |
| 12 | 老化率 Aging rate | | | ±2 | | ppm | 1st year max |
| 13 | 储存温度范围 Storage temperature range | - | -55 | - | +125 | °C | |

2. 外形尺寸 BOUNDARY DIMENSION

(单位: mm)



3. 印字

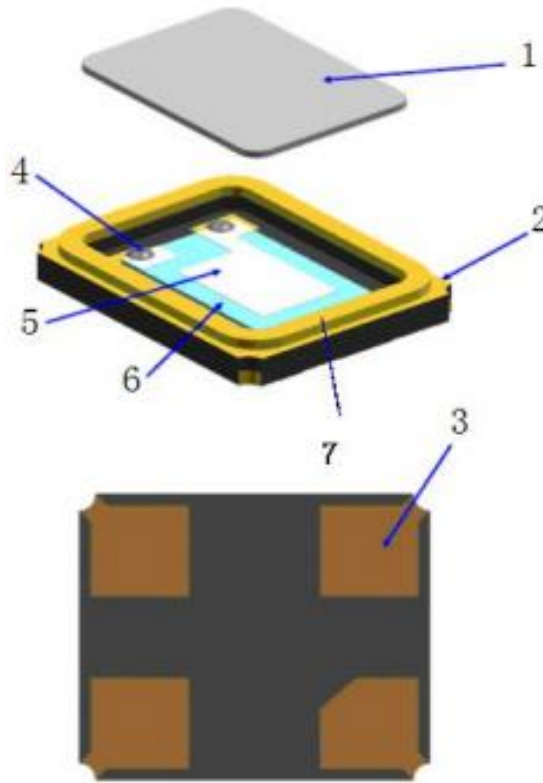


H ----- LOGO
27.000 ----- 标称频率
C20 ----- 负载电容

27.000 ----- 标称频率
MHZ ----- 单位

印字说明: 采用年+周的组合方式进行印字, 如 1513, 即表示 2015 年 的第 13 周生产产品; 增加负载电容标识的目的为区分不同负载产品.

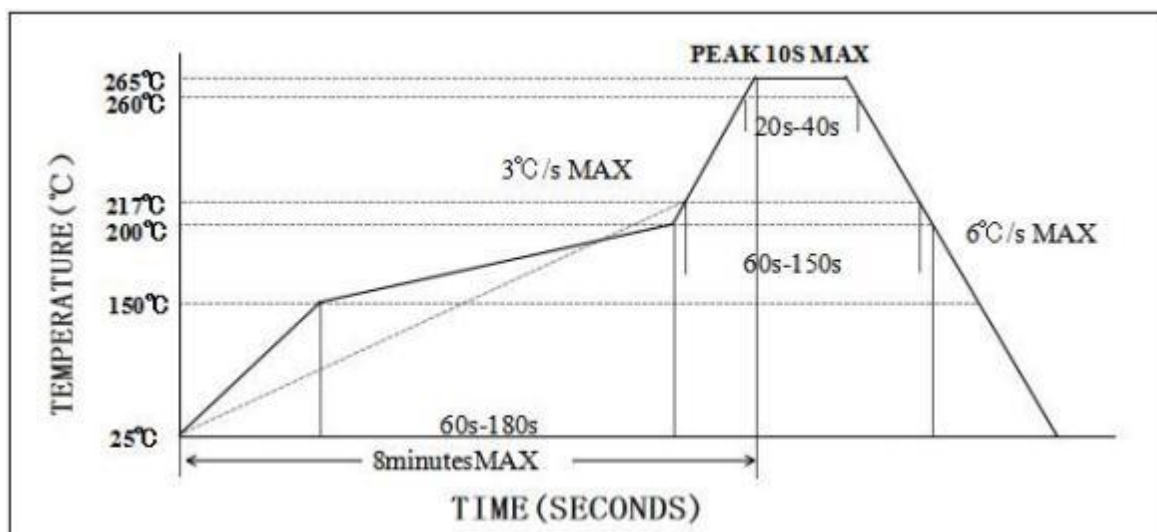
4. 内部结构图 INSIDE STRUCTURE



| No. | 组件 COMPONENTS | 材料成份 MATERIALS |
|-----|------------------------|-------------------|
| 1 | 上盖 Loam cake | KOVAR |
| 2 | 基座 Substrate | Al2O3 |
| 3 | 引脚 Pin | Au |
| 4 | 导电胶 Conducting rein | Ag+硅树脂 |
| 5 | 电极 Electrode | Noble Metal |
| 6 | 晶片 Crystal blank | SiO2 |
| 7 | 可伐环 Package | 可伐合金 |

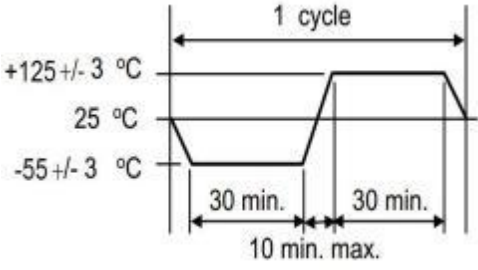
7. 回流焊温度曲线 REFLOW PROFILES

| | |
|---|-------------------------------|
| 温度 Temperature Min (Ts min) | 150°C |
| 最大温度 Temperature Max (Ts max) | 200°C |
| 上升时间 Time (Ts) from (Ts min to Ts max) | 60-150 seconds |
| 上升速率 Ramp-up rate (TL to TP) | 3°C/second max. |
| 液线温度 Liquidous temperature (TL) | 217°C |
| 维持时间 Time (TL) maintained above TL | 60-180 seconds |
| 峰值6°C时间内温度 Time within 6°C of actual Peak Temperature (TP) | 20~40 seconds 6°C/second max. |
| 时间25°C到峰值温度 Time 25 °C to peak temperature | 8 minutes max. |
| 建议回流时间 Time (Ts) from (Ts min to Ts max) | 3 Times max |



参照标准: JEDEC J-STD-020. (无铅)

8. 可靠性试验 RELIABILITY SPECIFICATION

| 参考标准REFER | | JIS C 6701 | |
|-----------|----------------------------------|--|------------------|
| NO. | 项目 ITEM | 测试条件 CONDITIONS | 判定标准 Criteria |
| 1 | 跌落 FREE FALL | 从150cm位置高度,自由跌落在木板上,连续3次. FREE DROPPING FROM 150 cm HEIGHT 3 TIMES ON A HARD | A.C |
| 2 | 振动 VIBRATION | 振动频率: 10~2000 Hz, 振幅: 1.52mm, 时间: 每个方位三面(X、Y、Z)各振动2小时 FREQUENCY: 10.2000Hz;AMPLITUDE (TOTAL EXCURSION): 1.5mm SWEEP TIME: 2-3MIN, 3 DIRECTION(X, Y, Z) EACH FOR 2 Hrs. | A.C |
| 3 | 温度冲击 TEMPERATURE SHOCK | 晶体放入试验箱中, 高、低温循环10次 THE CRYSTAL UNIT SHALL BE SUBJECTED TO 10 SUCCESSIVE CHANGE OF TEMPERATURE CYCLE  | A.C.D |
| 4 | 气密性 FINE LEAK | 氦气压力标准: 5.0~5.5Kg/cm ² , 加压时间: 2 小时 HELIUM BOMBING 5.0~5.5 Kgf / cm ² ,FOR 2 HOURS. | D |
| 5 | 可焊性 SOLDERABILITY | 温度: 245±5°C, 浸锡时间: 3±0.5 秒 THE LEAD IS IMMERSIED IN A 245±5°C SOLDER BATH WITHIN 3±0.5 SECONDS. | E |
| 6 | 稳态湿热 HIGH TEMP. & HUMIDITY | 温度: 85±3°C, 湿度: 85%, 保持时间: 500个小时 STORED AT 85±3°C AND HUMIDITY 85% FOR 500±12H. | A.C.D |
| 7 | 高温存储 HIGH TEMPERATURE STORAGE | 高温温度: 125±2°C, 时间: 500±12 个小时 STORED AT 125±2°C FOR 500±12H. 如果客户的温度要求是高于标准,则必须根据客户的要求测试 If Customer's temperature request is higher than the standard, Temperature test must be done for customer requirements | A.C.D |
| 8 | 低温存储 LOW TEMPERATURE STORAGE | 低温温度: -40±2°C, 时间: 500±12 个小时 STORED AT -40±2°C FOR 500±12H. 如果客户的温度要求是低于标准,则必须根据客户的要求测试 If Customer's temperature request is lower than the standard, Temperature test must be done for customer requirements | A.C.D |

9. 可靠性判定

| 规 格 | |
|-----|---|
| A | 频率变化: $\pm 5\text{ppm}$ 以内或者满足客户规格要求。 Frequency variation: $\pm 5\text{ppm}$ or meet customer specifications. |
| B | 频率变化: $\pm 10\text{ppm}$ 以内或者满足客户规格要求。 Frequency variation: $\pm 10\text{ppm}$ or meet customer specifications. |
| C | 谐振电阻 (RR) 变化: $\pm 20\%$ 以内或者 $5\ \Omega$ 。(取较大值) Resonant resistance (RR) changes: $\pm 20\%$ or less than $5\ \Omega$ (take the larger value). |
| D | 常温常湿状态下放置2小时后测试。规格要求。 Frequency variation: $\pm 10\text{ppm}$ or meet customer specifications. |
| E | 侵入端至少95%面积覆盖着新的焊接材料。 At least 95% of the immersion end is covered with new welding material. |

★ 备注:

1. 以上可靠性项目为我司常规测试项目, 若客户对产品有跌落, 冲击, 碰撞以及涉及到超声 波焊接工艺的需求, 请将贵司的需求反馈给我司, 我司会对该产品的可靠性项目进行更新。 2. 客户端在对晶体加热后, 为了保证频率的准确性, 建议将晶体充分冷却后再进行相关测试。 3. 该产品符合公司环保标准要求。

1. The above reliability items are routine test items of our company. If the customer has requirements on the products including drop, impact, collision and ultrasonic wave welding process, please feedback your requirements to our company, and we will update the reliability items of this product. 2. In order to ensure the accuracy of frequency, it is recommended to fully cool the crystal after heating it on the client. 3. The product meets the company's environmental standards.

X-ON Electronics

Largest Supplier of Electrical and Electronic Components

Click to view similar products for [Crystals](#) category:

Click to view products by [huaxindianzi](#) manufacturer:

Other Similar products are found below :

[CX3225GB25000M0PPSZ1](#) [718-13.2-1](#) [7A-40.000MAAE-T](#) [FL2000085](#) [99-BU](#) [9B-15.360MBBK-B](#) [9C-7.680MBBK-T](#) [H10S-12.000-18-EXT-TR](#) [ABC2-6.000MHZ-D4Z-T](#) [ABLS-20.000MHZ-D2-T](#) [ABS071-32.768KHZ-6-T](#) [R38-32.768-12.5-5PPM-NPB](#) [BTD1062E05A-513](#) [21U15A-21.4MHZ](#) [RTX-781DF1-S-20.950](#) [LFXTAL066198Cutt](#) [9C-14.31818MBBK-T](#) [A-11.000MHZ-27](#) [ABL-27.000MHZ-B4Y-T](#) [ABM11-132-24.000MHZ-T3](#) [ABM3B1-25.000MHZ-D2Y-T](#) [SPT2A-.032768B](#) [SPT2A.032768G](#) [LFXTAL065253Cutt](#) [LFXTAL066431Cutt](#) [XT9S20ANA14M7456](#) [XT9SNLANA16M](#) [7A-24.576MBBK-T](#) [7B-30.000MBBK-T](#) [CX2520DB16000H0HPQCC](#) [MMCC2R32.7680KHZ](#) [6504-202-1501](#) [6526-202-1501](#) [ABLS-12.000MHZ-B2Y-T](#) [7A-10.000MBBK-T](#) [SG636PCE-20.000MC](#) [3404](#) [CM315D32768EZFT](#) [C1E-24.000-7-2020-R](#) [C1E-19.200-12-1530-X-R](#) [C1E-16.000-12-1530-X-R](#) [ABM11-16.000MHZ-9-B1U-T](#) [FL5000014](#) [EUCA18-3.1872M](#) [FX0800015](#) [425F35E027M0000](#) [FP0800018](#) [MS3V-T1R-32.768kHz-7pF-20PPM-TA-QC-Au](#) [VXM7-1C1-16M000](#) [MS3V-T1R-32.768kHz-9pF-20PPM-TA-QC-Au](#)