




**WIRING SYSTEMS**  
Wiring Device-Kellems  
Premise Wiring

# Power, Data, Audio and Video Accessories

	Page
Receptacles . . . . .	110
Switches . . . . .	112
Twist-Lock® . . . . .	113
Plates . . . . .	114
Frames. . . . .	115
Snap Fit Data Products. . . . .	116
INFINESTATION™ Data Products. . . . .	118





# Receptacles – Construction, Commercial and Style Line® Series



CR5252I

## Construction Series - Back and Side Wired

Description	Color	Smooth Face		Finder Groove Face	
		15A 125V	20A 125V	15A 125V	20A 125V
Nylon Face	Brown	CR5252	CR5352	CR5262	CR5362
	Ivory	CR5252I	CR5352I	CR5262I	CR5362I
	Gray	CR5252GY	CR5352GY	CR5262GY	CR5362GY
	White	CR5252W	CR5352W	CR5262W	CR5362W
	Black	CR5252BK	CR5352BK	CR5262BK	CR5362BK
	Office White	CR5252OW	CR5352OW	CR5262OW	CR5362OW
	Red	CR5252R	CR5352R	CR5262R	CR5362R
	Almond	CR5252AL	CR5352AL	—	—
	Blue	—	—	—	CR5362BL
Isolated Ground Nylon Face	Orange	CR5252IG	CR5352IG		
	Ivory	CR5252IGI	CR5352IGI		
	Gray	CR5252IGGY	CR5352IGGY		
	White	CR5252IGW	CR5352IGW		
	Black	CR5252IGBK	CR5352IGBK		
	Office White	CR5252IGOW	CR5352IGOW		
	Blue	—	CR5352IGBL		



CR5252IG

## Commercial Series - Side Wired Only

Description	Color	Smooth Face		Finder Groove Face	
		15A 125V	20A 125V	15A 125V	20A 125V
Nylon Face	Brown	CR15	CR20	CRF15	CRF20
	Ivory	CR15I	CR20I	CRF15I	CRF20I
	Gray	CR15GRY	CR20GRY	CRF15GRY	CRF20GRY
	White	CR15WHI	CR20WHI	CRF15WHI	CRF20WHI
	Black	CR15BLK	CR20BLK	CRF15BLK	CRF20BLK
	Office White	CR15OW	CR20OW	CRF15OW	CRF20OW
	Almond	CR15AL	CR20AL	CRF15AL	CRF20AL



CR15I

## Commercial Series - Side Wired, Open Terminals

Description	Color	Catalog Numbers	
		15A 125V	20A 125V
Smooth Nylon Face	Brown	CRO15	CRO20
	Ivory	CRO15I	CRO20I
	Gray	CRO15GRY	CRO20GRY
	White	CRO15WHI	CRO20WHI
	Black	—	CRO20BLK



CRF15

## Style Line Series - Back and Side Wired

Description	Color	Catalog Numbers	
		15A 125V	20A 125V
Smooth Nylon Face	Brown	HBL2152	HBL2162
	Ivory	HBL2152I	HBL2162I
	Gray	HBL2152GY	HBL2162GY
	White	HBL2152WA	HBL2162WA
	Black	HBL2152BK	HBL2162BK
	Office White	HBL2152OW	HBL2162OW
	Almond	HBL2152AL	HBL2162AL



HBL2152OW





## Receptacles- GFCI, Surge and Isolated Ground Series

### GFCI Duplex - Back & Side Wired

Description	Color	Catalog Numbers	
		15A 125V	20A 125V
Flush Thermoplastic Face. Matching Wall Plate Included.	Brown	GFR5252A	GFR5352A
	Ivory	GFR5252IA	GFR5352IA
	Gray	GFR5252GYA	GFR5352GYA
	White	GFR5252WA	GFR5352WA
	Black	GFR5252BKA	GFR5352BKA
	Office White	GFR5252OWA	GFR5352OWA
	Red	GFR5252RA	GFR5352RA
	Almond	GFR5252ALA	GFR5352ALA



GFR5252RA

### GFCI Duplex With LED - Back & Side Wired

Description	Color	Catalog Numbers	
		15A 125V	20A 125V
Flush Thermoplastic Face. Matching Wall Plate Included. GFCI LED.	Brown	GFR5252L	GFR5352L
	Ivory	GFR5252IL	GFR5352IL
	Gray	GFR5252GYL	GFR5352GYL
	White	GFR5252WL	GFR5352WL
	Black	GFR5252BKL	GFR5352BKL
	Office White	GFR5252OWL	GFR5352OWL
	Red	GFR5252RL	GFR5352RL
	Almond	GFR5252ALL	GFR5352ALL



GFR5252IL

### AutoGuard™ Self-Test GFCI Duplex With LEDs - Back & Side Wired

Description	Color	Catalog Numbers	
		15A 125V	20A 125V
Flush Thermoplastic Face. Matching Wall Plate Included. Two GFCI LEDs.	Brown	GFR5252ST	GFR5352ST
	Ivory	GFR5252IST	GFR5352IST
	Gray	GFR5252GYST	GFR5352GYST
	White	GFR5252WST	GFR5352WST
	Black	GFR5252BKST	GFR5352BKST
	Office White	GFR5252OWST	GFR5352OWST
	Red	GFR5252RST	GFR5352RST
	Almond	GFR5252ALST	GFR5352ALST



GFR5352IST

### Circuit Guard®, Specification Grade, Surge Suppression Duplex

Description	Color	Catalog Numbers	
		15A 125V	20A 125V
Surge suppression with light, 240 joules/15000A per mode.	Blue	HBL5260SA	HBL5360SA
	Ivory	HBL5260ISA	HBL5360ISA
	Office White	HBL5260OWSA	HBL5360OWSA
Surge suppression with light and alarm, 240 joules/15000A per mode.	Blue	HBL5262SA	HBL5362SA
	Ivory	HBL5262ISA	HBL5362ISA
	Gray	HBL5262GYSA	HBL5362GYSA
	White	HBL5262WSA	HBL5362WSA
	Office White	HBL5262OWSA	HBL5362OWSA
Almond	HBL5262ALSA	HBL5362ALSA	



HBL5262GYSA

### Isolated Ground, Industrial Grade Duplex

Description	Color	Catalog Numbers	
		15A 125V	20A 125V
Heavy Duty duplex receptacles.	Orange	IG5262	IG5362
	Ivory	IG5262I	IG5362I
	Red	IG5262R	IG5362R
	Gray	IG5262GY	IG5362GY
	White	—	IG5362W



IG5262





**Construction Series Toggle, Back and Side Wired**

**15A, 120-277V AC**

Description	Single Pole	Double Pole	Three Way	Four Way
Brown	CS1201	—	CS1203	—
Ivory	CS1201I	—	CS1203I	—
Gray	CS1201GY	—	CS1203GY	—
White	CS1201W	—	CS1203W	—
Office White	CS1201OW	—	CS1203OW	—
Almond	CS1201AL	—	CS1203AL	—



CS1201I

**20A, 120-277V AC**

Description	Single Pole	Double Pole	Three Way	Four Way
Brown	CS1221	CS1222	CS1223	CS1224
Ivory	CS1221I	CS1222I	CS1223I	CS1224I
Gray	CS1221GY	CS1222GY	CS1223GY	CS1224GY
White	CS1221W	CS1222W	CS1223W	CS1224W
Red	CS1221R	CS1222R	CS1223R	CS1224R
Black	CS1221BK	CS1222BK	CS1223BK	CS1224BK
Office White	CS1221OW	CS1222OW	CS1223OW	CS1224OW
Almond	CS1221AL	—	CS1223AL	CS1224AL



CS1221

**Commercial Series Toggle, Side Wired Only**

**15A, 120-277V AC**

Description	Single Pole	Double Pole	Three Way	Four Way
Brown	CS115	—	CS315	—
Ivory	CS115I	—	CS315I	—
Gray	CS115GY	—	CS315GY	—
White	CS115W	—	CS315W	—
Office White	CS115OW	—	CS315OW	—
Almond	CS115AL	—	CS315AL	—



CS115I

**20A, 120-277V AC**

Description	Single Pole	Double Pole	Three Way	Four Way
Brown	CS120	—	CS320	—
Ivory	CS120I	—	CS320I	—
Gray	CS120GY	—	CS320GY	—
White	CS120W	—	CS320W	—
Office White	CS120OW	—	CS320OW	—
Almond	CS120AL	—	CS320AL	—



CS120

**Style Line® Rocker, Back & Side Wired**

**15A, 120-277V AC**

Description	Single Pole	Double Pole	Three Way	Four Way
Brown	HBL2101	—	HBL2103	—
Ivory	HBL2101I	—	HBL2103I	—
Gray	HBL2101GY	—	HBL2103GY	—
White	HBL2101W	—	HBL2103W	—
Office White	HBL2101OW	—	HBL2103OW	—
Almond	HBL2101AL	—	HBL2103AL	—



HBL2101AL

**20A, 120-277V AC**

Description	Single Pole	Double Pole	Three Way	Four Way
Brown	HBL2121	HBL2122	HBL2123	HBL2124
Ivory	HBL2121I	HBL2122I	HBL2123I	HBL2124I
Gray	HBL2121GY	HBL2122GY	HBL2123GY	HBL2124GY
White	HBL2121W	HBL2122W	HBL2123W	HBL2124W
Office White	HBL2121OW	HBL2122OW	HBL2123OW	HBL2124OW
Almond	HBL2121AL	HBL2122AL	HBL2123AL	HBL2124AL



# Twist-Lock® Receptacles

## 15 Amp Devices

2 Pole, 3 Wire Grounding  
Description

Duplex, flush, brown RTP face  
IG duplex, orange RTP face  
Single, flush black nylon face  
IG single, flush orange nylon face



L5-15R

15A 125V

HBL4700  
IG4700A  
HBL4710  
IG4710



L6-15R

15A 250V

HBL4550  
IG4550A  
HBL4560  
IG4560



HBL4700

## 20 Amp Devices

2 Pole, 3 Wire Grounding  
Description

Single, flush black nylon face  
IG single, flush orange nylon face



L5-20R

20A 125V

HBL2310  
IG2310



L6-20R

20A 250V

HBL2320  
IG2320



L8-20R

20A 480V

HBL2340  
IG2340



HBL2310

3 Pole, 4 Wire Grounding  
Description

Single, flush black nylon face  
IG single, flush orange nylon face



L14-20R

20A 125/250V

HBL2410  
IG2410



L15-20R

20A 3Ø 250V

HBL2420  
IG2420



L16-20R

20A 3Ø 480V

HBL2430  
—



HBL2410

4 Pole, 5 Wire Grounding  
Description

Single, flush black nylon face  
IG single, flush orange nylon face



L21-20R

20A 3ØY  
120/208V

HBL2510  
IG2510



L22-20R

20A 3ØY  
277/480V

HBL2520  
—



L23-20R

20A 3ØY  
347/600V

HBL2530  
—



HBL2510

## 30 Amp Devices

2 Pole, 3 Wire Grounding  
Description

Single, flush black nylon face  
IG single, flush orange nylon face



L5-30R

30A 125V

HBL2610  
IG2610



L6-30R

30A 250V

HBL2620  
IG2620



L8-30R

30A 480V

HBL2640  
—



HBL2620

3 Pole, 4 Wire Grounding  
Description

Single, flush black nylon face  
IG single, flush orange nylon face



L14-30R

30A 125/208V

HBL2710  
IG2710



L15-30R

30A 3Ø 250V

HBL2720  
IG2720



L16-30R

30A 3Ø 480V

HBL2730  
—



HBL2710

4 Pole, 5 Wire Grounding  
Description

Single, flush black nylon face  
IG single, flush orange nylon face



L21-30R

30A 3ØY  
120/208V

HBL2810  
IG2810



L22-30R

30A 3ØY  
277/480V

HBL2820  
—



L23-30R

30A 3ØY  
347/600V

HBL2830  
—



HBL2810





# Wall and Face Plates and INFINESTATION™ Frames

## Nylon and Metal Wall Plates



P1AL



P8AL




HPS1AL

Description	Color	Toggle Switch Plates		Duplex Receptacle Plates		GFCI, Surge & Style Line® Receptacle Plates	
		1-Gang	2-Gang	1-Gang	2-Gang	1-Gang	2-Gang
Standard, Smooth High-Impact Nylon	Almond	P1AL	P2AL	P8AL	P82AL	HPS1AL	HPS2AL
	Ivory	P1	P2	P8	P82	HPS1I	HPS2I
	White	P1W	P2W	P8W	P82W	HPS1WA	HPS2WA
	Brown	P1X	P2X	P8X	P82X	HPS1	HPS2
	Gray	P1G	P2G	P8G	P82G	HPS1GY	HPS2GY
	Office White	P1OW	P2OW	P8OW	P82OW	HPS1OW	HPS2OW
	Black	P1B	P2B	P8B	P82B	HPS1B	HPS2B
	Red	P1R	P2R	P8R	P82R	HPS1R	HPS2R
	Orange	—	—	P8OR	P82OR	—	—
	Plated Steel	Chrome	CH1	CH2	CH8	CH82	CH26
	Brass	BP1	BP2	BP8	BP82	BP26	BP262
Stainless Steel	Smooth	S1	S2	S8	S82	S26	S262
	Beveled	97071	—	97101	—	—	—
Brass	Smooth	B1	B2	B8	B82	B26	B262
Anodized Aluminum	Smooth	A1	A2	A8	A82	—	—

## IMF INFINESTATION™ Frames

The IMF series accepts INFINESTATION modules in 3 unit combinations for single-gang and 6 unit combinations for two-gang applications. Start by selecting a frame and then the required mix of modules. See page 118-119 for module combinations.



Color	Catalog Number		Color	One Gang	Two Gang
	One Gang	Two Gang			
Almond	IMF1AL	IMF2AL	Black	IMF1BK	IMF2BK
Gray	IMF1GY	IMF2GY	Electric Ivory	IMF1EI	IMF2EI
Office White	IMF1OW	IMF2OW	White	IMF1W	IMF2W

## IFP Face Plates

Color	One-Gang					Two-Gang		
	1-Port	2-Port	3-Port	4-Port	6-Port	6-Port	9-Port	12-Port
Almond	IFP11AL	IFP12AL	IFP13AL	IFP14AL	IFP16AL	IFP26AL	IFP29AL	IFP212AL
Gray	IFP11GY	IFP12GY	IFP13GY	IFP14GY	IFP16GY	IFP26GY	IFP29GY	IFP212GY
Office White	IFP11OW	IFP12OW	IFP13OW	IFP14OW	IFP16OW	IFP26OW	IFP29OW	IFP212OW
Black	IFP11BK	IFP12BK	IFP13BK	IFP14BK	IFP16BK	IFP26BK	IFP29BK	IFP212BK
Electric Ivory	IFP11EI	IFP12EI	IFP13EI	IFP14EI	IFP16EI	IFP26EI	IFP29EI	IFP212EI
White	IFP11W	IFP12W	IFP13W	IFP14W	IFP16W	IFP26W	IFP29W	IFP212W

## SSF Stainless Steel Plates

One-Gang					Two-Gang			
1-Port	2-Port	3-Port	4-Port	6-Port	4-Port	6-Port	9-Port	12-Port
SSF11	SSF12	SSF13	SSF14	SSF16	SSF204	SSF206	SSF209	SSF212

### With Label Fields

1-Port	2-Port	3-Port	4-Port	6-Port
SSFL11	SSFL12	SSFL13	SSFL14	SSFL16



### Keystone Opening

Hole size for mounting all Hubbell Jacks

A	A: .580 in. (14.73)
B	B: .760 in. (19.30)

NOTE: All SSF plates will accept Audio/Video keystone connectors and Xcelerator™ jacks.





## Frames and Plates

### Duplex and Style Line® Plates

Description	Color	Catalog No.
Duplex Plate with label fields (Accepts Duplex Frames)	Almond	IFP18AL
	Gray	IFP18GY
	Office White	IFP18OW
Style Line Plate with label fields (Accepts Style Line Frames)	Almond	IFP126AL
	Gray	IFP126GY
	Office White	IFP126OW



IFP18AL



IFP126AL

### Style Line® Outlet Frames, Unloaded

2-Port



3-Port



4-Port



6-Port



Color	Catalog Number			
Almond	ISF2AL	ISF3AL	ISF4AL	ISF6AL
Gray	ISF2GY	ISF3GY	ISF4GY	ISF6GY
Office White	ISF2OW	ISF3OW	ISF4OW	ISF6OW
Black	ISF2BK	ISF3BK	ISF4BK	ISF6BK
Electric Ivory	ISF2EI	ISF3EI	ISF4EI	ISF6EI
White	ISF2W	ISF3W	ISF4W	ISF6W

### Style Line Outlet Frames, Loaded

15-pin 3.5mm  
Jack



15-pin XLR



15-pin D-sub  
F/F Gender Changer



15-pin D-sub  
Screw Terminal



Color	Catalog Number			
Almond	ISF1535AL	ISFXLRAL	ISFD15AL	ISFD15STAL
Gray	ISF1535GY	ISFXLRGY	ISFD15GY	ISFD15STGY
Office White	ISF1535OW	ISFXLRW	ISFD15OW	ISFD15STOW
Black	ISF1535BK	ISFXLRBK	ISFD15BK	ISFD15STBK
Electric Ivory	ISF1535EI	ISFXLREI	ISFD15EI	ISFD15STEI
White	ISF1535W	ISFXLRW	ISFD15W	ISFD15STW

### Outlet Frames

Duplex  
2-Port



Duplex  
4-Port



Style Line Loaded  
4-Port T568B



Style Line Loaded  
4-Port T568A



Color	Catalog Number			
Almond	BR106AL	Q106AL	—	—
Gray	BR106G	Q106G	—	—
Office White	BR106C	Q106O	—	—
Black	BR106B	Q106B	SL5E4B*	SL5E4A*
Electric Ivory	BR106E	Q106E	—	—
White	BR106W	Q106W	—	—

\* SL5E4A and SL5E4B have 4 Cat 5e jacks built into the frame.





# Snap Fit Connector Fittings



SFRC110R



SFRRC



SFRRCFF



SFSV110BK



SFSVBK



SFBGY



SFFBX



SFRFGOW



SFB10

## RCA Connectors

Use to distribute component and composite audio and video signals from device to device. Typical applications include TV, cable, VCR/DVD, camera, camcorder, projector, home theater, and entertainment centers.

### 110 Punchdown

Insulator Color	Red	White	Yellow	Blue	Green
Black Housing	SFRC110R	SFRC110W	SFRC110Y	SFRC110B	SFRC110GN

### Solder Coupler Termination

Insulator Color	Black	Red	White	Yellow	Blue	Green
Office White Housing	SFRC	SFRCR	SFRCW	SFRCY	SFRCBOW	SFRCGNOW
Other color Housing	SFRC*	SFRCR*	SFRCW*	SFRCY*	SFRCB*	SFRCGN*

### Gold Pass-through, F/F Coupler

Insulator Color	Black	Red	White	Yellow	Blue	Green
Office White Housing	SFRCBKFF	SFRCRFF	SFRCWFF	SFRCYFF	SFRCBFFOW	SFRCGNFFOW
Other color Housing	SFRCBKFF*	SFRCRFF*	SFRCWFF*	SFRCYFF*	SFRCBFF*	SFRCGNFF*

\* For other housing colors, add "AL" (Almond), "BK" (Black), "EI" (Electric Ivory), "GY" (Gray) or "W" (White) to the end of the catalog number.

## S-Video Connectors

Use to transmit video information over a cable by dividing the signal into two separate signals, (chrominance) for color and (luminance) for brightness. Applications include TV, cable, satellite, VCR/DVD, camera, camcorder, projector, home theater, entertainment systems, security and surveillance.

Termination	Almond	Black	Electric Ivory	Gray	Office White	White
110	SFSV110AL	SFSV110BK	SFSV110EI	SFSV110GY	SFSV110OW	SFSV110W
F/F Coupler	SFSVAL	SFSVBK	SFSVEI	SFSVGY	SFSVOW	SFSVW

## BNC Connectors

Use to distribute PRO audio/video through coaxial 75 ohm signal to the work area. Applications include TV, CCTV, analog and digital CATV, VCR, HDTV satellite, security and surveillance systems.

Finish	Almond	Black	Electric Ivory	Gray	Office White	White
Nickel	SFBAL	SFBBK	SFBEI	SFBGY	SFBOW	SFBW
Gold	SFBGAL	SFBGBK	SFBGEI	SFBGGY	SFBGOW	SFBGW

## F-type Connectors

Use for distributing high quality video signal to the workstation. Requiring no soldering, these F-connectors install with a snap and provide quick, easy "screw-on" termination. Applications include TV, CCTV and CATV, home theater and entertainment systems, satellite, security and surveillance systems, VCR/DVD applications.

### F-type Coupler Bulkhead F/F

Finish	Almond	Black	Electric Ivory	Gray	Office White	White
Nickel	SFFALX	SFFBX	SFFEX	SFFGX	SFFX	SFFWX
Gold	SFFGAL	SFFGBK	SFFGEI	SFFGGY	SFFGOW	SFFGW

### F-type to RCA Bulkhead F/F

Finish	Office White	White
Gold	SFRFGOW	SFRFGW

## Blank Connectors

Sold 10 pieces per package.

Housing Color	Catalog Number	Housing Color	Catalog Number
Almond	SFBAL10	Gray	SFBG10
Black	SFB10	Office White	SFB10
Electric Ivory	SFBE10	White	SFBW10



# Snap Fit Connector Fittings

## Gold Speaker Post Connectors and Plugs

Use for distributing audio signal throughout the home, office or to a workstation. Applications include home theater, surround sound systems, entertainment systems, and speaker connections.

### Speaker Post Connectors

Ring Color	Housing Color	Catalog Number
Black	Office White	SFSPGBK
Red	Office White	SFSPGR

### Speaker Post Plugs

Sold 10 pieces per package.

Color	Catalog Number
Black	SPPBK10
Red	SPPR10



SFSPGR



SPPBK10

## 3.5mm Stereo Jacks

Use for distributing stereo or mono audio signals to and from devices. Applications include laptop and desktop computer audio I/O output, Pro audio distribution, projectors, and IR (infrared) signal transmission.

Size	Black	Electric Ivory	Gray	Office White	White	Almond
3.5mm	SF35SJBK	SF35SJEI	SF35SJGY	SF35SJ	SF35SJW	SF35SJAL



SF35SJ

## USB Connectors

Use to provide a simple and easy way to add a USB 2.0 connection to a work area. Feed-through coupler A-to-A or A-to-B format options available.

### USB Connectors

Color	Format	Catalog Number
Blue	A-to-B	SFUSBABB
Red	A-to-A	SFUSBAAB



SFUSBABB

## ST Keystone Fiber Adapter

Color	Black	Electric Ivory	Gray	Office White	White	Almond
	SFSTBK	SFSTEI	SFSTG	SFST	SFSTW	SFSTAL

## Category 6 Jacks

The XJ6 jack supports 10GbE applications to 55 meters, Gigabit Ethernet in the backbone, and network convergence out to the work area with usable bandwidth of 500 MHz. Sold 1 per bag, carton of 25.

Color	Catalog No.	Color	Catalog No.	Color	Catalog No.
Almond	HXJ6AL	Gray	HXJ6GY	Red	HXJ6R
Black	HXJ6BK	Green	HXJ6GN	White	HXJ6W
Blue	HXJ6B	Office White	HXJ6OW	Yellow	HXJ6Y
Electric Ivory	HXJ6EI	Orange	HXJ6OR		



SFST



HXJ6GN

## Category 5e Jacks

The XJ5e jack supports 10/100/1000BASE-T applications with usable bandwidth of 190 MHz in the channel. Sold 1 per bag, carton of 25.

Color	Catalog No.	Color	Catalog No.	Color	Catalog No.
Almond	HXJ5EAL	Gray	HXJ5EGY	Red	HXJ5ER
Black	HXJ5EBK	Green	HXJ5EGN	White	HXJ5EW
Blue	HXJ5EB	Office White	HXJ5EOW	Yellow	HXJ5EY
Electric Ivory	HXJ5EEI	Orange	HXJ5EOR		



HXJ5EBK

## 6 Position USOC Jacks

The XJU jack supports all low-speed data and voice grade applications. Sold 1 per bag, carton of 25.

Color	Catalog No.	Color	Catalog No.	Color	Catalog No.
Almond	HXJUAL	Gray	HXJUGY	Red	HXJUR
Black	HXJUBK	Green	HXJUGN	White	HXJUW
Blue	HXJUB	Office White	HXJUOW	Yellow	HXJUW
Electric Ivory	HXJUEI	Orange	HXJUOR		



HXJUOW

### Keystone Opening

Hole size for mounting all Hubbell jacks and connectors.



A: .580 in. (14.73)

B: .760 in. (19.30)





# Hubbell INFINESTATION™ Audio/Video Modules

## 15-Pin and 9-Pin

Hubbell's expanded line of 15-pin VGA-style connectors are supplied in various INFINESTATION™ module styles to accommodate the industry's growing needs for expansion. Hubbell's 9-pin high-density D-sub modules allow easy access to RS232 control and serial devices. Applications include video distribution, desktop and laptop computers, monitors, cameras and projectors, home theater and entertainment.

15-pin F/F Gender Changer  
1 Unit



Color  
Office White

Catalog No. IM15DIN10W\*

15-pin F/Screw Terminal, SVGA  
1 Unit



Catalog No. IM15ST10W\*

15-pin VGA 3.5mm Stereo Jack  
1.5 Unit



Catalog No. IM153150W\*

9-pin F/F Gender Changer  
1 Unit



Catalog No. IM9DIN10W\*

15-pin Blank, 10-pack  
1 Unit



Catalog No. IMBDS10W\*

\* For other colors, replace "OW" with: "AL" (Almond), "GY" (Gray), "BK" (Black), "EI"(Electric Ivory) or "W" (White).

Note: Order IMDSB1 series blank modules with D-sub connectors for INFINESTATION applications.

15-pin to 6-pin DIN Whip  
10-pack



Catalog No.

156P10

15-pin Crimp On  
10-pack



Catalog No. 15C10

15-pin Screw Terminal  
10-pack



Catalog No. 15ST10

15-pin Gender Changer  
10-pack



Catalog No. 15GC10

DVI F/F Gender Changer  
1.5 Unit

COMING SOON!

Color  
Office White

Catalog No. IMDV1150W\*

DVI to 15-pin  
1.5 Unit

COMING SOON!

Catalog No. IM15DVI150W\*

\* For other colors, replace "OW" with: "AL" (Almond), "GY" (Gray), "BK" (Black), "EI"(Electric Ivory) or "W" (White).

## Audio/Video Modules

Hubbell's wide offering of INFINESTATION™ loaded and unloaded modules is the most extensive Audio/Video solution in the structured cabling industry. Whatever the specification, application or preference, Hubbell's INFINESTATION™ modules answers the call. Applications include Audio/video distribution devices, desktop and laptop computers, cameras and projectors, home theater and entertainment systems. All modules are 1 unit except IMCRS15 series (1.5 unit).

RCA Component  
A/V 5 RCAs, Solder  
1.5 Unit



Color  
Office White

Catalog No. IMCRS150W\*

RCA Component  
3 RCAs, Solder



Catalog No. IMCRS10W\*

RCA Component  
3 RCAs,  
Feed-Thru F/F



Catalog No. IMCRF10W\*

RCA Audio  
2 RCAs,  
110 UTP



Catalog No. IMAR11010W\*

S-Video,  
2 RCAs  
110 UTP



Catalog No. IMSR11010W\*

Speaker  
Post



Catalog No. IMSP10W\*

S-Video, 3.5mm  
Composite  
110 UTP



Color  
Office White

Catalog No. IMSV3511010W\*

(3) RCA  
Component  
110 UTP



Catalog No. IMR11010W\*

(3) RCA  
110 UTP



Catalog No. IMCR11010W\*

RCA A/V  
Solder-Type



Catalog No. IM3RS10W\*

RCA A/V Gold  
F/F Feed-Thru



Catalog No. IM3RF10W\*

RCA 3.5mm  
Solder



Catalog No. IMRSJ10W\*

\* For other colors, replace "OW" with: "AL" (Almond), "GY" (Gray), "BK" (Black), "EI"(Electric Ivory) or "W" (White).





# Hubbell INFINESTATION Audio/Video Modules

## XLR, Speakon® and ¼" Modules

Applications include Video distribution, desktop and laptop computers, monitors, cameras, microphones and projectors, home theater and entertainment. Note: Order **IMAVB15** Series blank modules with A/V connectors for INFINESTATION applications.






	AV Blank 1.5 Unit 10-pack	XLR Screw Terminal 10-pack	XLR Solder-Type 10-pack	¼" Stereo Jack Solder-Type 10-pack	Speakon® Conn. Solder-Type 10-pack	USB Feed-Thru A-to-B 10-pack
<b>Color</b> Office White						
<b>Catalog No.</b>	<b>IMAVB15OW*</b>	<b>XLRST10</b>	<b>XLR10</b>	<b>14S10</b>	<b>SC10</b>	<b>USB10</b>

\* For other colors, replace "OW" with: "AL" (Almond), "GY" (Gray), "BK" (Black), "EI" (Electric Ivory) or "W" (White).

## Unloaded Modules

Applications include Video distribution, desktop and laptop computers, monitors, cameras and projectors, home theater and entertainment.


	Keystone 1-port, Flat 1 Unit	Keystone 2-port, Flat 1 Unit	Keystone 1-port, Angled 1.5 Unit	Keystone 2-port, Angled 1.5 Unit	SC Angled 1 Duplex 1.5 Unit	SC Angled 2 Duplex 2 Unit
<b>Color</b> Almond Gray Office White Black Electric Ivory White						
<b>Catalog No.</b>	<b>IM1K1AL</b> <b>IM1K1GY</b> <b>IM1K1OW</b> <b>IM1K1BK</b> <b>IM1K1EI</b> <b>IM1K1W</b>	<b>Catalog No.</b> <b>IM2K1AL</b> <b>IM2K1GY</b> <b>IM2K1OW</b> <b>IM2K1BK</b> <b>IM2K1EI</b> <b>IM2K1W</b>	<b>Catalog No.</b> <b>IM1KA15AL</b> <b>IM1KA15GY</b> <b>IM1KA15OW</b> <b>IM1KA15BK</b> <b>IM1KA15EI</b> <b>IM1KA15W</b>	<b>Catalog No.</b> <b>IM2KA15AL</b> <b>IM2KA15GY</b> <b>IM2KA15OW</b> <b>IM2KA15BK</b> <b>IM2KA15EI</b> <b>IM2KA15W</b>	<b>Catalog No.</b> <b>IM1SCA15AL</b> <b>IM1SCA15GY</b> <b>IM1SCA15OW</b> <b>IM1SCA15BK</b> <b>IM1SCA15EI</b> <b>IM1SCA15W</b>	<b>Catalog No.</b> <b>IM2SCA2AL</b> <b>IM2SCA2GY</b> <b>IM2SCA2OW</b> <b>IM2SCA2BK</b> <b>IM2SCA2EI</b> <b>IM2SCA2W</b>

	Blank 0.5 Unit	Blank 1 Unit	Blank 1.5 Unit	Keystone Recessed angle 1-Port, 1.5 Unit	Keystone Recessed angle 2-Port, 1.5 Unit
<b>Color</b> Almond Gray Office White Black Electric Ivory White					
<b>Catalog No.</b>	<b>IMB05AL</b> <b>IMB05GY</b> <b>IMB05OW</b> <b>IMB05BK</b> <b>IMB05EI</b> <b>IMB05W</b>	<b>Catalog No.</b> <b>IMB1AL</b> <b>IMB1GY</b> <b>IMB1OW</b> <b>IMB1BK</b> <b>IMB1EI</b> <b>IMB1W</b>	<b>Catalog No.</b> <b>IMB15AL</b> <b>IMB15GY</b> <b>IMB15OW</b> <b>IMB15BK</b> <b>IMB15EI</b> <b>IMB15W</b>	<b>Catalog No.</b> <b>IM1IA15AL</b> <b>IM1IA15GY</b> <b>IM1IA15OW</b> - - -	<b>Catalog No.</b> <b>IM2IA15AL</b> <b>IM2IA15GY</b> <b>IM2IA15OW</b> - - -

## IMF INFINESTATION Frames

The IMF series accepts INFINESTATION modules in 3 unit combinations for single-gang and 6 unit combinations for two-gang applications. Start by selecting a frame and then the required mix of modules.

Color	Catalog Number		Color	Catalog Number	
	One Gang	Two Gang		One Gang	Two Gang
Almond	IMF1AL	IMF2AL	Black	IMF1BK	IMF2BK
Gray	IMF1GY	IMF2GY	Electric Ivory	IMF1EI	IMF2EI
Office White	IMF1OW	IMF2OW	White	IMF1W	IMF2W





The applications below are supported by this standard. The 569B standard incorporates all previous addenda to the 569A

## 569B: Surface (Perimeter) Raceway Systems

- May contain work area outlets at desired locations.
- Include the base channel, cover, fittings and outlet accessories.
- May be either single channel or multi-channel with dividers.
- Are designed to maintain 25mm (1 in.) minimum cable bend radius.
- Can be installed as baseboard, chair rail, or ceiling runs with vertical feeders.
- Support single or multiple room distribution.
- Should be sized at 40% max cable fill to accommodate future expansion.

NOTE: Metallic raceway systems shall be properly bonded to ground per J-STD-607-A. Never combine power and data cabling within a single raceway channel.



Non-Metallic Raceway




Metal Raceway

## 569B: Furniture Pathways and Spaces

- Separation requirements apply for power and data cabling.
- Furniture pathways shall have a minimum cross section area of 9.5 cm<sup>2</sup> (1.5 in<sup>2</sup>).
- This specification is based on a work area cluster serving four persons with three outlet connections each.

NOTE: The usable cross sectional area may be reduced by bend radius limits of the installed cables.



## 569B: Access Floor Pathways and Spaces

- Standard access floors shall have a minimum of 150mm (6in.) finished floor height.
- A floor height of 200mm (8in.) is the recommended clearance for cable trays.
- The free space above any cable tray or raceway under an access floor must allow for easy removal of covers.
- Connecting hardware is prohibited below the access floor, however a consolidation point is permitted as an exception.
- Locate penetration points and floor outlets away from office traffic.
- All standards apply for separation of power and data cables.



Connexion

## 569B: Poke-Thru Fittings

- A poke-thru device is used for penetration of building cabling through above-grade structural floors. Typically available in flush or raised configurations.
- Maintain fire rating of the floor after installation.
- Provide power and/or data service ports in limited capacity.

NOTE: Contact a Structural Engineer before penetrating load-bearing floors



SystemOne  
FRPT



ScrubShield™ 2x2  
FRPT



Large Capacity,  
FRPT



# Standard UTP Wiring Conventions

## Horizontal UTP Cable and Patch Cords

- Solid copper 4-pair 24 AWG UTP is specified for distribution cabling. Stranded UTP is specified for patch cords for flexibility. Shielded cable is not commonly used in the U.S. Splices bridge taps are not permitted.
- Cable, connectors and patch cords shall be marked with the performance category.
- Always match performance categories of cables and components throughout the infrastructure.
- All cable, cords and connecting hardware shall meet performance requirements of ANSI/TIA/EIA-568-B.1 and 568-B.2. Hubbell assures this compliance with all products and cable partners.

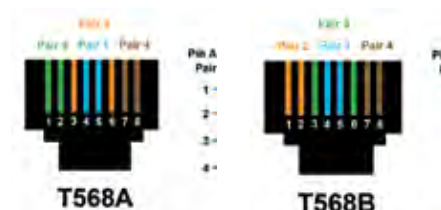
### COLOR CODING:

	white-blue/blue
	white-orange/orange
	white-green/green
	white-brown/brown

## Recognized Connector and Wiring Configurations

- 8-position modular jack/plug.
- 8-position modular panel/plug.
- T568A wiring or T568B wiring options.
- Cat 5e or Cat 6 recommended.

NOTE: Be sure that the patch cord wiring matches the cable infrastructure configuration.



## RJ 45 - TIA/EIA-568 Conventions

Two wiring standards were adopted. Both configurations are based on maximum transmission performance.



- Preferred method
- Directly compatible with 2-pair voice and Token Ring systems utilizing 6-position connectors



- Optional method
- AT&T's standard
- Directly compatible with AT&T phone systems

## LAN Wiring Conventions

Local Area Network standards designed to operate over UTP specify pin/pair assignments on modular connectors for various signal transmission protocols. While TIA/EIA-568A and 568B conventions support all these designations, there are some cases where the user chooses to cable only the number of pairs required to support these applications.



- 10 Mbps Ethernet over UTP
- Uses only two pairs
- 100 Mbps Ethernet



- 4/16 Mbps Token Ring over copper
- Uses only two pairs



- 100 Mbps FDDI over copper (pending)
- Uses only two pairs



- 1000 Mbps Ethernet over UTP
- Uses all four pairs



# Recommended UTP Installation Practices

- Use the proper strip tool for the cable jacket. Don't cut into the conductor pairs.
- Position the stripped cable jacket as close as possible to the termination point to minimize exposure of the twisted pairs.
- Maintain the natural twist of all conductor pairs as close as possible to the termination point. For Category 5e and 6 wiring, the maximum length of un-twisted pairs is 0.5". Minimum un-twisting optimizes Return Loss performance.
- Never un-coil UTP cable from a stationary spool. Permanent kinks will result from straightening, and NEXT failures may occur. Unwind the cable by rotating the spool with steady speed and tension. Also avoid scraping and kinking when feeding into conduit or raceway.
- Allow 12" of cable slack behind wall outlets for future re-termination.
- Use proper supports and spacing to minimize sag in horizontal runs. Long runs should use raceways or cable trays. Do not overload cable supports and trays.
- Avoid EMI by maximizing the separation distance from high voltage circuits, transformers, motors, etc. For shared pathways, use partitioned raceway with physical separation between power wiring and UTP.
- Do not run UTP cables over heater ducts or hot water ducts. High temperatures will degrade performance and deteriorate the cable jacket.
- Centralize TR's to equalize the horizontal cable runs on each floor. Maximum horizontal distance is 90 meters. Very short horizontal runs can increase NEXT.
- Never use staples to position cables.
- Use good cable management practices to maintain proper bend radius.
- Place long-run service loops in a large "figure-eight" pattern to minimize induced noise.
- For Category 5e and 6 cabling, store service loops in a figure "8" pattern to minimize cross-talk and EMI noise pick-up.
- Maintain proper bend radius inside all outlet boxes.
- For best results, use the zip cord and peel away the cable jacket.
- All grounding and bonding shall be according to J-STD-607-A.

## Do's



Maintain a maximum bend radius of 4x the cable diameter (4-pair cables)



Apply cable ties loosely and at random intervals



Try to minimize the amount of jacket twisting



Avoid stretching the cable

## Don'ts



Never exceed a 90 degree bend



Don't over-tighten cable ties



Don't over-twist cable, it can lead to torn jackets



Don't exceed 25 lbs. of pulling tension



Catalog Number	Page	Catalog Number	Page	Catalog Number	Page	Catalog Number	Page	Catalog Number	Page
97071	114	BA2423	77	CR5352GY	110	CS1221BK	112	FR280GYA	93
97101	114	BA2431	77	CR5352I	110	CS1221GY	112	FR480BKA	93
14S10	119	BA2432	77	CR5352IG	110	CS1221I	112	FR480GYA	93
156P10	118	BA2433	77	CR5352IGBK	110	CS1221OW	112	FR680BKA	93
15C10	118	BA2436	76	CR5352IGBL	110	CS1221R	112	FR680GYA	93
15GC10	118	BA2527	73	CR5352IGGY	110	CS1221W	112	FR80AL	94
15ST10	118	BA2529	73	CR5352IGI	110	CS1222	112	FRBR1	94
3SFBB	80	BA2536	73	CR5352IGOW	110	CS1222BK	112	FRF1BK	92
3SFBC	80	BA2537	73	CR5352IGW	110	CS1222GY	112	FRF1BRS	92
3SFBCBKA	80	BA4233	76	CR5352OW	110	CS1222I	112	FRF1GY	92
3SFBCBRA	80	BA4333	76	CR5352R	110	CS1222OW	112	FRF3BK	92
3SFBCGYA	80	BP1	114	CR5352W	110	CS1222R	112	FRF3GY	92
3SFBCIA	80	BP2	114	CR5362	110	CS1222W	112	FRF3I	92
3SFBD5	80	BP26	114	CR5362BK	110	CS1223	112	FRFBLA	91
3SFBM	80	BP262	114	CR5362BL	110	CS1223AL	112	FRFBRA	91
3SFBRP	80	BP8	114	CR5362GY	110	CS1223BK	112	FRFBRS2A	91
3SFBS	80	BP82	114	CR5362I	110	CS1223GY	112	FRFGYA	91
3SFBS5	80	BR106AL	42, 115	CR5362OW	110	CS1223I	112	FRFIA	91
3SFBT	80	BR106B	115	CR5362R	110	CS1223OW	112	FRP250	94
4050GY	42	BR106C	65, 115	CR5362W	110	CS1223R	112	GFR5252A	111
4050IV	42	BR106E	115	CRF15	110	CS1223W	112	GFR5252ALA	111
A1	114	BR106G	42, 115	CRF15AL	110	CS1224	112	GFR5252ALL	111
A2	114	BR106W	115	CRF15BLK	110	CS1224AL	112	GFR5252AST	111
A8	114	BRS2RCA	91	CRF15GRY	110	CS1224BK	112	GFR5252BKA	111
A82	114	CH1	114	CRF15I	110	CS1224GY	112	GFR5252BKL	111
AFB301	98	CH2	114	CRF15OW	110	CS1224I	112	GFR5252BKST	111
AFB401	98	CH26	114	CRF15WHI	110	CS1224OW	112	GFR5252GYA	111
AFB501	98	CH262	114	CRF20	110	CS1224R	112	GFR5252GYL	111
AP22	94	CH8	114	CRF20AL	110	CS1224W	112	GFR5252GYST	111
AP2GY	94	CH82	114	CRF20BLK	110	CS315	112	GFR5252IA	111
AP2I	94	CR15	110	CRF20GRY	110	CS315AL	112	GFR5252IL	111
AP42	94	CR15AL	110	CRF20OW	110	CS315GY	112	GFR5252IST	111
ATB	106	CR15BLK	110	CRF20WHI	110	CS315I	112	GFR5252L	111
B1	114	CR15GRY	110	CRO15	110	CS315OW	112	GFR5252OWA	111
B2	114	CR15I	110	CRO15GRY	110	CS315W	112	GFR5252OWL	111
B2414	76	CR15OW	110	CRO15I	110	CS320	112	GFR5252OWST	111
B2421	77	CR15WHI	110	CRO15WHI	110	CS320AL	112	GFR5252RA	111
B2422	77	CR20	110	CRO20	110	CS320GY	112	GFR5252RL	111
B2423	77	CR20AL	110	CRO20BLK	110	CS320I	112	GFR5252RST	111
B2431	77	CR20BLK	110	CRO20GRY	110	CS320OW	112	GFR5252ST	111
B2432	77	CR20GRY	110	CRO20I	110	CS320W	112	GFR5252WA	111
B2433	77	CR20I	110	CRO20WHI	110	EXT13	94	GFR5252WL	111
B2436	76	CR20OW	110	CS115	112	EXT33201FO8W	98	GFR5252WST	111
B243641	76	CR20WHI	110	CS115AL	112	EXT33201MO8W	98	GFR5352A	111
B2481	81	CR5252	110	CS115GY	112	EXT33205FF8W	98	GFR5352ALA	111
B2482	81	CR5252AL	110	CS115I	112	EXT33210FF8W	98	GFR5352ALL	111
B2483	81	CR5252BK	110	CS115OW	112	EXT33215FF8W	98	GFR5352AST	111
B2506	73	CR5252GY	110	CS115W	112	EXT33215FO8W	98	GFR5352BKA	111
B2506415	73	CR5252I	110	CS120	112	EXT33215MO8W	98	GFR5352BKL	111
B2527	73	CR5252IG	110	CS120I	112	EXT33220FF8W	98	GFR5352BKST	111
B2529	73	CR5252IGBK	110	CS1201AL	112	EXT42201FO8W	98	GFR5352GYA	111
B2536	73	CR5252IGGY	110	CS1201GY	112	EXT42201MO8W	98	GFR5352GYL	111
B253641	73	CR5252IGI	110	CS1201I	112	EXT42205FF8W	98	GFR5352GYST	111
B2537	73	CR5252IGOW	110	CS1201OW	112	EXT42210FF8W	98	GFR5352IA	111
B2588	81	CR5252IGW	110	CS1201W	112	EXT42215FF8W	98	GFR5352IL	111
B2588275	81	CR5252OW	110	CS1203	112	EXT42215FO8W	98	GFR5352IST	111
B26	114	CR5252R	110	CS1203AL	112	EXT42215MO8W	98	GFR5352L	111
B262	114	CR5252W	110	CS1203GY	112	EXT42220FF8W	98	GFR5352OWA	111
B4214	76	CR5262	110	CS1203I	112	FASCMPB6	43, 65	GFR5352OWL	111
B4233	76	CR5262BK	110	CS1203OW	112	FASTSCMPB6	43, 65	GFR5352OWST	111
B423341	76	CR5262GY	110	CS1203W	112	FF2BK	92	GFR5352RA	111
B4314	76	CR5262I	110	CS120AL	112	FF2BRS	92	GFR5352RL	111
B4333	76	CR5262OW	110	CS120GY	112	FF2GY	92	GFR5352RST	111
B433361	76	CR5262R	110	CS120I	112	FF3GY	94	GFR5352ST	111
B8	114	CR5262W	110	CS120OW	112	FF3I	94	GFR5352WA	111
B82	114	CR5352	110	CS120W	112	FJB332	98	GFR5352WL	111
BA2421	77	CR5352AL	110	CS1221	112	FJB422	98	GFR5352WST	111
BA2422	77	CR5352BK	110	CS1221AL	112	FR280BKA	93	HBL2101	112





Catalog Number	Page	Catalog Number	Page	Catalog Number	Page	Catalog Number	Page	Catalog Number	Page
HBL2101AL	112	HBL317SGY	78, 99, 103	HBLNO309SI	99, 103	HBLTO310SBK	99, 103	HXJ6BK	43, 65, 117
HBL2101GY	112	HBL317SI	99, 103	HBLNO309SWA	99, 103	HBLTO310SGY	78, 99, 103	HXJ6EI	43, 65, 117
HBL2101I	112	HBL317SWA	99, 103	HBLOR306SBK	99, 103		103	HXJ6GN	43, 65, 117
HBL2101OW	112	HBL4550	113	HBLOR306SGY	78, 99, 103	HBLTO310SI	99, 103	HXJ6GY	43, 65, 117
HBL2101W	112	HBL4700	113		103	HBLTO310SWA	99, 103	HXJ6OR	43, 65, 117
HBL2103	112	HBL4710	113	HBLOR306SI	99, 103	HBLTRIM1WBK	102, 104	HXJ6OW	43, 65, 117
HBL2103	112	HBL5260ISA	111	HBLOR306SWA	99, 103	HBLTRIM1WGY	102, 104	HXJ6R	43, 65, 117
HBL2103 OW	112	HBL5260OWSA	111	HBLORT322SBK	99, 103	HBLTRIM1WI	102, 104	HXJ6W	43, 65, 117
HBL2103AL	112	HBL5260SA	111	HBLORT322SGY	78, 99, 103	HBLTRIM1WWA	102, 104	HXJ6Y	43, 65, 117
HBL2103AL	112	HBL5262ALSA	111		103	HBLTRIM2WBK	102, 104	HXJUAL	43, 65, 117
HBL2103GY	112	HBL5262GYSA	111	HBLORT322SI	99, 103	HBLTRIM2WGY	102, 104	HXJUB	43, 65, 117
HBL2103GY	112	HBL5262ISA	111	HBLORT322SWA	99, 103	HBLTRIM2WI	102, 104	HXJUBK	43, 65, 117
HBL2103I	112	HBL5262OWSA	111	HBLPA308SBK	99, 103	HBLTRIM2WWA	102, 104	HXJUEI	43, 65, 117
HBL2103I	112	HBL5262SA	111	HBLPA308SGY	78, 99, 103	HBLTRIM3WBK	102, 104	HXJUGN	43, 65, 117
HBL2103OW	112	HBL5262WSA	111		106	HBLTRIM3WGY	102, 104	HXJUGY	43, 65, 117
HBL2103W	112	HBL5360ISA	111	HBLPA308SI	99, 103	HBLTRIM3WI	102, 104	HXJUOR	43, 65, 117
HBL2103W	112	HBL5360OWSA	111	HBLPA308SWA	99, 103	HBLTRIM3WWA	102, 104	HXJUOW	43, 65, 117
HBL2121	112	HBL5360SA	111	HBLPP10A	106	HBLTRIM4WBK	102, 104	HXJUR	43, 65, 117
HBL2121AL	112	HBL5362ALSA	111	HBLPP10AAL	106	HBLTRIM4WGY	102, 104	HXJUW	43, 65, 117
HBL2121GY	112	HBL5362GYSA	111	HBLPP10AI	106	HBLTRIM4WI	102, 104	HXJUY	43, 65, 117
HBL2121I	112	HBL5362ISA	111	HBLPP10IGA	106	HBLTRIM4WWA	102, 104	IFP11AL	114
HBL2121OW	112	HBL5362OWSA	111	HBLPP10IGAI	106	HBLTRIM6WBK	102, 104	IFP11BK	114
HBL2121W	112	HBL5362SA	111	HBLPP10SA	106	HBLTRIM6WGY	102, 104	IFP11EI	114
HBL2122	112	HBL5362WSA	111	HBLPP10SAI	106	HBLTRIM6WI	102, 104	IFP11GY	114
HBL2122AL	112	HBLAFB301BASE	99	HBLPP12A	106	HBLTRIM6WWA	102, 104	IFP11OW	114
HBL2122GY	112	HBLAFB401BASE	99	HBLPP12AAL	106	HBLWSCS1	102, 104	IFP11W	114
HBL2122I	112	HBLAFB501BASE	99	HBLPP12AI	106	HBLWSCS1MBD	102, 104	IFP126AL	42, 115
HBL2122OW	112	HBLAM303SBK	99, 103	HBLPP15A	106	HBLWSCS2	102, 104	IFP126GY	42, 115
HBL2122W	112	HBLAM303SGY	78, 99, 103	HBLPP15AAL	106	HBLWSCS2MBD	102, 104	IFP126OW	65, 115
HBL2124	112		103	HBLPP15AI	106	HBLWSCS2MMO	102, 104	IFP12AL	42, 114
HBL2124AL	112	HBLAM303SI	99, 103	HBLPPO12A	106	HBLWSCS3	102, 104	IFP12BK	114
HBL2124GY	112	HBLAM303SWA	99, 103	HBLPPO12AAL	106	HBLWSCS3MBD	102, 104	IFP12EI	114
HBL2124I	112	HBLAMP313SBK	99, 103	HBLPPO12AI	106	HBLWSCS3MMO	102, 104	IFP12GY	42, 114
HBL2124OW	112	HBLAMP313SGY	78, 99, 103	HBLPPO15A	106	HBLWSCS4	102, 104	IFP12OW	65, 114
HBL2124W	112		103	HBLPPO15AAL	106	HBLWSCS4MBD	102, 104	IFP12W	114
HBL2152	110	HBLAMP313SI	99, 103	HBLPPO15AI	106	HBLWSCS4MMO	102, 104	IFP13AL	42, 114
HBL2152AL	110	HBLAMP313SWA	99, 103	HBLPPOAAL	106	HBLWSCS6	102, 104	IFP13BK	114
HBL2152BK	110	HBLBL300SBK	99, 103	HBLPPOAI	106	HBLWSCS6MBD	102, 104	IFP13EI	114
HBL2152GY	110	HBLBL300SGY	78, 99, 103	HBLSCSBMBD	102, 104	HBLWSCS6MMO	102, 104	IFP13GY	42, 114
HBL2152I	110		103	HBLSCSBW	102	HPS1	114	IFP13OW	65, 114
HBL2152OW	110	HBLBL300SI	99, 103	HBLSI305SBK	99, 103	HPS1AL	114	IFP13W	114
HBL2152WA	110	HBLBL300SWA	99, 103	HBLSI305SGY	78, 99, 103	HPS1B	114	IFP14AL	42, 114
HBL2162	110	HBLCFB301BASE	78		103	HPS1GY	114	IFP14BK	114
HBL2162AL	110	HBLCFB401BASE	78	HBLSI305SI	99, 103	HPS1I	114	IFP14EI	114
HBL2162BK	110	HBLCFB401CB	78	HBLSI305SWA	99, 103	HPS1OW	114	IFP14GY	42, 114
HBL2162GY	110	HBLCFB501BASE	78	HBLSI315SBK	99, 103	HPS1R	114	IFP14OW	65, 114
HBL2162I	110	HBLDE301SBK	99, 103	HBLSI315SGY	78, 99, 103	HPS1WA	114	IFP14W	114
HBL2162OW	110	HBLDE301SGY	78, 99, 103		103	HPS2	114	IFP16AL	42, 114
HBL2162WA	110		103	HBLSI315SI	99, 103	HPS2AL	114	IFP16BK	114
HBL2310	113	HBLDE301SI	99, 103	HBLSI315SWA	99, 103	HPS2B	114	IFP16EI	114
HBL2320	113	HBLDE301SWA	99, 103	HBLST302SBK	99, 103	HPS2GY	114	IFP16GY	42, 114
HBL2340	113	HBLIMFSBK	99	HBLST302SGY	78, 99, 103	HPS2I	114	IFP16OW	65, 114
HBL2410	113	HBLIMFSGY	78, 99		103	HPS2OW	114	IFP16W	114
HBL2420	113	HBLIMFSI	99	HBLST302SI	99, 103	HPS2R	114	IFP18AL	42, 115
HBL2430	113	HBLIMFSWA	99	HBLST302SWA	99, 103	HPS2WA	114	IFP18GY	42, 115
HBL2510	113	HBLKR314SBK	99, 103	HBLTCGNT	99	HXJ5EAL	43, 65, 117	IFP18OW	65, 115
HBL2520	113	HBLKR314SGY	78, 99, 103	HBLTCGNTBK	99	HXJ5EB	43, 65, 117	IFP212AL	114
HBL2530	113		103	HBLTCGNTBKSW	78	HXJ5EBK	43, 65, 117	IFP212BK	114
HBL2610	113	HBLKR314SI	99, 103	HBLTCGNTSW	78	HXJ5EEI	43, 65, 117	IFP212EI	114
HBL2620	113	HBLKR314SWA	99, 103	HBLTL318GY	78	HXJ5EGN	43, 65, 117	IFP212GY	114
HBL2640	113	HBLLT309SBK	99, 103	HBLTL318SBK	99	HXJ5EGY	43, 65, 117	IFP212OW	65, 114
HBL2710	113	HBLLT309SGY	78, 99, 103	HBLTL318SGY	99	HXJ5EOR	43, 65, 117	IFP212W	114
HBL2720	113		103	HBLTL318SI	99	HXJ5EOW	43, 65, 117	IFP26AL	114
HBL2730	113	HBLLT309SI	99, 103	HBLTL318SWA	99	HXJ5ER	43, 65, 117	IFP26BK	114
HBL2810	113	HBLLT309SWA	99, 103	HBLTL319SBK	99	HXJ5EW	43, 65, 117	IFP26EI	114
HBL2820	113	HBLNO309SBK	99, 103	HBLTL319SGY	78, 99	HXJ5EY	43, 65, 117	IFP26GY	114
HBL2830	113	HBLNO309SGY	78, 99, 103	HBLTL319SI	99	HXJ6AL	43, 65, 117	IFP26OW	65, 114
HBL317SBK	99, 103		103	HBLTL319SWA	99	HXJ6B	43, 65, 117	IFP26W	114



Catalog Number	Page	Catalog Number	Page	Catalog Number	Page	Catalog Number	Page	Catalog Number	Page
IFP29AL	114	IM2KA15EI	119	ISF1535GY	115	KP7	65	P8W	114
IFP29BK	114	IM2KA15GY	43, 119	ISF1535OW	115	KP720	65	P8X	114
IFP29EI	114	IM2KA15I	119	ISF1535W	115	KP720AL	42	PDCS332	98
IFP29GY	114	IM2KA15OW	65, 119	ISF2AL	42, 115	KP720GY	42	PDCS42222	98
IFP29OW	65, 114	IM2KA15W	119	ISF2BK	115	KP7AL	42	PDCS42231	98
IFP29W	114	IM2SCA2AL	43, 119	ISF2EI	115	KP7GY	42	PFB1	72
IG2310	113	IM2SCA2BK	119	ISF2GY	42, 115	KP8	65	PFBA1A	72
IG2320	113	IM2SCA2EI	119	ISF2OW	65, 115	KP82	65	PFBCBK	72
IG2340	113	IM2SCA2GY	43, 119	ISF2W	115	KP8AL	42	PFBCBRA	72
IG2410	113	IM2SCA2I	119	ISF3AL	42, 115	KP8GY	42	PFBCGYA	72
IG2420	113	IM2SCA2OW	65, 119	ISF3BK	115	KPIMBZAL	42	PFBCIA	72
IG2510	113	IM2SCA2W	119	ISF3EI	115	KPIMBZGY	42	PFBP1	72
IG2610	113	IM3RF1OW	118	ISF3GY	42, 115	KPIMBZOW	65	PFBR826GYA	74
IG2620	113	IM3RS1OW	118	ISF3OW	65, 115	LCFBCA	79	PFBRC	75
IG2710	113	IM9DIN1OW	118	ISF3W	115	LCFBCALC	79	PFBRCBLA	91
IG2720	113	IMAR1101OW	118	ISF4AL	42, 115	LCFBCALT	79	PFBRCBRA	91
IG2810	113	IMAVB15AL	119	ISF4BK	115	LCFBCALTC	79	PFBRCGYA	91
IG4550A	113	IMAVB15BK	119	ISF4EI	115	LCFBCBK	79	PFBRCIA	91
IG4700A	113	IMAVB15EI	119	ISF4GY	42, 115	LCFBCBKC	79	PFBRCGY1	74
IG4710	113	IMAVB15GY	119	ISF4OW	65, 115	LCFBCBKT	79	PFBRCGY2	74
IG5262	111	IMAVB15OW	119	ISF4W	115	LCFBCBKTC	79	PFBRCGY3	74
IG5262GY	111	IMAVB15W	119	ISF6AL	42, 115	LCFBCBRA	79	PFBRCRA	74
IG5262I	111	IMB05AL	43, 119	ISF6BK	115	LCFBCBRSC	79	PFBRCR1	74-75
IG5262R	111	IMB05BK	119	ISF6EI	115	LCFBCBRST	79	PFBRCR2	74-75
IG5362	111	IMB05EI	119	ISF6GY	42, 115	LCFBCBRSTC	79	PFBRCR3	74-75
IG5362GY	111	IMB05GY	43, 119	ISF6OW	65, 115	LCFBCCGYA	79	PFBRCRMC	74
IG5362I	111	IMB05I	119	ISF6W	115	LCFBCCGYC	79	PFBT1A	72
IG5362R	111	IMB05OW	65, 119	ISFD15AL	115	LCFBCGYT	79	PFBYA1	72
IG5362W	111	IMB05W	119	ISFD15BK	115	LCFBCGYTC	79	PPTRIM1	106
IM15315OW	118	IMB15AL	43, 119	ISFD15EI	115	LCFBCIA	79	PT27A	93
IM15DIN1OW	118	IMB15BK	119	ISFD15GY	115	LCFBIM	79	PT2FIT	92
IM15ST1OW	118	IMB15EI	119	ISFD15OW	115	LCFBP14	79	PT2X2BL	90
IM1IA15AL	119	IMB15GY	43, 119	ISFD15STAL	115	LCFBP26	79	PT2X2BRS	90
IM1IA15GY	119	IMB15I	119	ISFD15STBK	115	LCFBP720	79	PT2X2BRS3	90
IM1IA15OW	119	IMB15OW	65, 119	ISFD15STEI	115	LCFBP8	79	PT2X2CBL	90
IM1K1AL	43, 119	IMB15W	119	ISFD15STGY	115	LCFBSSA	79	PT2X2CBRS	90
IM1K1BK	119	IMB1AL	43, 119	ISFD15STOW	115	P1	114	PT2X2CGY	90
IM1K1EI	119	IMB1BK	119	ISFD15STW	115	P1AL	114	PT2X2FIT	90
IM1K1GY	43, 119	IMB1EI	119	ISFD15W	115	P1B	114	PT2X2GY	90
IM1K1I	119	IMB1GY	43, 119	ISFXLRAL	115	P1G	114	PT2X2IGBL	90
IM1K1OW	65, 119	IMB1I	119	ISFXLRBK	115	P1OW	114	PT2X2IGBRS	90
IM1K1W	119	IMB1OW	65, 119	ISFXLREI	115	P1R	114	PT2X2IGBRS3	90
IM1KA15AL	43, 119	IMB1W	119	ISFXLRGY	115	P1W	114	PT2X2IGGY	90
IM1KA15BK	119	IMCR1101OW	118	ISFXLRW	115	P1X	114	PT2X2SFBL	90
IM1KA15EI	119	IMCRF1OW	118	ISFXLRW	115	P2	114	PT2X2SFBR3	90
IM1KA15GY	43, 119	IMCRS15OW	118	KP1	65	P2AL	114	PT2X2SFBR33	90
IM1KA15I	119	IMCRS1OW	118	KP14	65	P2B	114	PT2X2SFGY	90
IM1KA15OW	65, 119	IMDSB1OW	118	KP14AL	42	P2G	114	PT71SD	92
IM1KA15W	119	IMF1AL	43, 114, 119	KP14GY	42	P2OW	114	PT73FFSDGY	92
IM1SCA15AL	43, 119	IMF1BK	114, 119	KP1AL	42	P2R	114	PT73FFSDI	92
IM1SCA15BK	119	IMF1EI	114, 119	KP1GY	42	P2W	114	PT73SD	91, 92
IM1SCA15EI	119	IMF1GY	43, 114, 119	KP2	65	P2X	114	PT7FFSDGY	92
IM1SCA15GY	43, 119	IMF1OW	65, 114, 119	KP212	65	P8	114	PT7FFSDI	92
IM1SCA15I	119	IMF1W	114, 119	KP212AL	42	P82	114	PT7FSD	91
IM1SCA15OW	65, 119	IMF2AL	43, 114, 119	KP212GY	42	P82AL	114	PT7FSDBLA	91
IM1SCA15W	119	IMF2BK	114, 119	KP2140	65	P82B	114	PT7FSDBRA	91
IM2IA15AL	119	IMF2EI	114, 119	KP2140AL	42	P82G	114	PT7FSDBRS2A	91
IM2IA15GY	119	IMF2GY	43, 114, 119	KP2140GY	42	P82OR	114	PT7FSDBRS3A	91
IM2IA15OW	119	IMF2OW	114, 119	KP2162	65	P82OW	114	PT7FSDGYA	91
IM2K1AL	43, 119	IMF2W	114, 119	KP2162AL	42	P82R	114	PT7FSDIA	91
IM2K1BK	119	IMR1101OW	118	KP2162GY	42	P82W	114	PT7IGFSDBRSA	91
IM2K1EI	119	IMRSJ1OW	118	KP2163	65	P82X	114	PT7IGFSDGYA	91
IM2K1GY	43, 119	IMSP1OW	118	KP2163AL	42	P8AL	114	PT7IGFSDIA	91
IM2K1I	119	IMSR1101OW	118	KP2163GY	42	P8B	114	PT7XC	93, 94
IM2K1OW	65, 119	IMSV351101OW	118	KP24	65	P8G	114	Q106AL	42, 115
IM2K1W	119	ISF1535AL	115	KP26	65	P8OR	114	Q106B	115
IM2KA15AL	43, 119	ISF1535BK	115	KP26AL	42	P8OW	114	Q106E	115
IM2KA15BK	119	ISF1535EI	115	KP26GY	42	P8R	114	Q106G	42, 115



Catalog Number	Page	Catalog Number	Page	Catalog Number	Page	Catalog Number	Page	Catalog Number	Page
Q1060	65, 115	S3813	75-77, 81	SFFGBK	116	SFRCWFFGY	116	SSF13	114
Q106W	115	S3825	75-77, 81	SFFGEI	116	SFRCWFFW	116	SSF14	114
S1	114	S3826	75-77, 81	SFFGGY	116	SFRCWGY	116	SSF16	114
S1CFCAL	71, 89	S3925	72, 73, 81	SFFGOW	116	SFRCWW	116	SSF204	114
S1CFCBL	71, 89	S5016	72	SFFGW	116	SFRCY	116	SSF206	114
S1CFCBRS	71, 89	S5017G	75	SFFGX	43, 116	SFRCYAL	116	SSF209	114
S1CFCGY	71, 89	S8	114	SFFWX	116	SFRCYBK	116	SSF212	114
S1CFCI	71, 89	S82	114	SFFX	65, 116	SFRCYEI	116	SSFL11	114
S1DIV1	71	SA2425	75-77, 81	SFRC	116	SFRCYFF	116	SSFL12	114
S1PFB	71	SA2525	72, 73, 81	SFRC110B	116	SFRCYFFAL	116	SSFL13	114
S1PT3IMAL	87	SA2625	75-77, 81	SFRC110GN	116	SFRCYFFBK	116	SSFL14	114
S1PT3IMBL	87	SA2725	72, 73, 81	SFRC110R	43, 65, 116	SFRCYFFEI	116	SSFL16	114
S1PT3IMBRS	87	SA2925	72, 73, 81	SFRC110W	116	SFRCYFFGY	116	USB10	119
S1PT3IMGY	87	SA3083	75-77	SFRC110Y	116	SFRCYFFW	116	XLR10	119
S1PT4X4AL	87	SA3083W	81	SFRCAL	116	SFRCYGY	116	XLRST10	119
S1PT4X4BL	87	SA3084	75-77	SFRCB	116	SFRCYW	116		
S1PT4X4BRS	87	SA3084W	81	SFRCBAL	116	SFRFGOW	116		
S1PT4X4FIT	89	SA3085	75-77	SFRCBBK	116	SFSPGBK	117		
S1PT4X4GY	87	SA3085W	81	SFRCBEI	116	SFSPGR	117		
S1PTAL	87	SA3182	73, 81	SFRCBFF	116	SFST	65, 117		
S1PTAVFIT	89	SA3625	75-77, 81	SFRCBFFAL	116	SFSTAL	43, 117		
S1PTBL	87	SA3725	72, 73, 81	SFRCBFFBK	116	SFSTBK	117		
S1PTBRS	87	SA3813	75-77, 81	SFRCBFFEI	116	SFSTEI	117		
S1PTFIT	89	SA3825	75-77, 81	SFRCBFFGY	116	SFSTG	43, 117		
S1PTGY	87	SA3826	75-77, 81	SFRCBFFW	116	SFSTW	117		
S1SP	71, 88	SA3925	72, 73, 81	SFRCBGY	116	SFSV110AL	116		
S1SP3IM	71, 88	SA5016	72	SFRCBK	116	SFSV110BK	43, 65, 116		
S1SP4IM	71, 88	SA5017G	75	SFRCBKBK	116	SFSV110EI	116		
S1SP4X4	71, 88	SB3083	75-77	SFRCBKFF	116	SFSV110GY	116		
S1SP4X4PA	71, 88	SB3083W	81	SFRCBKFFAL	116	SFSV110OW	116		
S1SP4X4SYS	71, 88	SB3084	75-77	SFRCBKFFBK	116	SFSV110W	116		
S1SPEXT1	71, 88	SB3084W	81	SFRCBKFFEI	116	SFSVAL	116		
S1SPEXT2	71, 88	SB3085	75-77	SFRCBKFFGY	116	SFSVBK	116		
S1SPEXT3	71, 88	SB3085W	81	SFRCBKFFW	116	SFSVEI	116		
S1SPFFAL	71, 88	SC10	119	SFRCBW	116	SFSVGY	116		
S1SPFFBL	71, 88	SF2525	72, 73, 81	SFRCEI	116	SFSVOW	116		
S1SPFFBRS	71, 88	SF2725	72, 73, 81	SFRCGN	116	SFSVW	116		
S1SPFFGY	71, 88	SF2925	72, 73, 81	SFRCGNAL	116	SFUSBAAB	117		
S1SPMAX	71, 88	SF35SJ	117	SFRCGNBK	116	SFUSBABB	117		
S1SPORT	71, 88	SF35SJAL	117	SFRCGNEI	116	SL5E4A	115		
S1SPTL	71, 88	SF35SJBK	117	SFRCGNFF	116	SL5E4B	115		
S1SPTRAC	71, 88	SF35SJEI	117	SFRCGNFFAL	116	SPLITTER332	98		
S1TFCAL	71, 89	SF35SJGY	117	SFRCGNFFBK	116	SPLITTER422	98		
S1TFCBL	71, 89	SF35SJW	117	SFRCGNFFEI	116	SPPBK10	117		
S1TFCBRS	71, 89	SF3925	72, 73, 81	SFRCGNFFGY	116	SPPR10	117		
S1TFCGY	71, 89	SF39253A	72	SFRCGNFFW	116	SS2309BBKA	93		
S1TFCI	71, 89	SFB10	65, 116	SFRCGNGY	116	SS2309BGYA	93		
S2	114	SFBAL	43, 116	SFRCGNW	116	SS2309DBKA	93		
S2425	75-77, 81	SFBAL10	43, 116	SFRCGY	116	SS2309DGYA	93		
S2525	72, 73, 81	SFBB10	116	SFRCCR	116	SS2309F1BKA	93		
S26	114	SFBBK	116	SFRCRAL	116	SS2309F1GYA	93		
S262	114	SFBE10	116	SFRCRBK	116	SS2309FBKA	93		
S2625	75-77, 81	SFBEI	116	SFRCREI	116	SS2309FGYA	93		
S2725	72, 73, 81	SFBG10	43, 116	SFRCRFF	116	SS2309SBKA	93		
S2825	75-77, 81	SFBGAL	116	SFRCRFFAL	116	SS2309SGYA	93		
S2925	72, 73, 81	SFBGBK	116	SFRCRFFBK	116	SS2309SLBKA	93		
S3079	73	SFBGEI	116	SFRCRFFEI	116	SS2309SLGYA	93		
S3082	72, 73, 81	SFBGGY	116	SFRCRFFGY	116	SS2309TBKA	93		
S3083	76-77	SFBGOW	116	SFRCRFFW	116	SS2309TGYA	93		
S3084	76-77	SFBGW	116	SFRCRGY	116	SS309B	94		
S3085	76-77	SFBGY	43, 116	SFRCRW	116	SS309BF	94		
S3182	73	SFBOW	65, 116	SFRCW	116	SS309D	94		
S3325	72, 73, 81	SFBW	116	SFRCWAL	116	SS309DS	94		
S3425	76, 77, 81	SFBW10	116	SFRCWEL	116	SS309S	94		
S3525	72, 73, 81	SFFALX	43, 116	SFRCWFF	116	SS309SF	94		
S3625	75	SFFBX	116	SFRCWFFAL	116	SS309T	94		
S3625	76, 77, 81	SFFEX	116	SFRCWFFBK	116	SSF11	114		
S3725	72, 73, 81	SFFGAL	116	SFRCWFFEI	116	SSF12	114		

Extron® is a registered trademark of Extron Electronics.

Krone® is a registered trademark of ADC, Inc.

Leviton® is a registered trademark of Leviton Manufacturing Co., Inc

MAX® and CT® Series are registered trademarks of The Siemon Company.

Mini-Com® and Panduit® are registered trademarks of Panduit Corp.

Mono-Systems, Inc.™ is a trademark of Mono-Systems, Inc.

NORDX® is a registered trademark of Belden/CDT, Inc.

SYSTIMAX® is a registered trademark of CommScope, Inc.

T&B® is a registered trademark of Thomas & Betts Corporation.

TracJack®, Series II® and Ortronics® are registered trademarks of Legrand.

Wiremold® is a registered trademark of The Wiremold Company.



## X-ON Electronics

Largest Supplier of Electrical and Electronic Components

*Click to view similar products for [hubbell](#) manufacturer:*

Other Similar products are found below :

[CFB7TALU](#) [03301045](#) [02216024](#) [03301047](#) [5369VY](#) [5461](#) [WSS1P](#) [00322005LPK50](#) [01304055](#) [M001SG000](#) [M001SG00P](#) [M11MSP](#)  
[01301013](#) [02201005](#) [02202008](#) [02203007](#) [02203064](#) [02206012](#) [02211003](#) [02211019](#) [02402005](#) [02406006](#) [02407008](#) [CS1223GY](#) [CS6370](#)  
[CS8375L](#) [7310](#) [MCMA14110](#) [7485VBLK](#) [7585](#) [7716](#) [7967](#) [FF3I](#) [PF2004PA005](#) [PFOLT312](#) [PH2003PA010](#) [PH2304PB050](#) [PH6598W](#)  
[9308](#) [GFP2305](#) [GFR5352IA](#) [GFR5362WTR](#) [GFR8300SNAPBKNA](#) [PM3004PA015](#) [PT2X2FIT](#) [HBL13R12D](#) [HBL16LEDR](#)  
[HBL18201WCN](#) [HBL20GBA612IV](#) [HBL20IG606GY](#)