

# MB2F~MB10F

## Single Phase 0.5Amp Glass passivated Bridge Rectifiers

### Features

- ◆ The plastic package carries Underwriters Laboratory Flammability Classification 94V-0
- ◆ Idea for printed circuit board
- ◆ Glass passivated Junction chip
- ◆ Low reverse leakage
- ◆ High forward surge current capability
- ◆ High temperature soldering guaranteed 250°C/10 seconds at terminals

### Mechanical Data

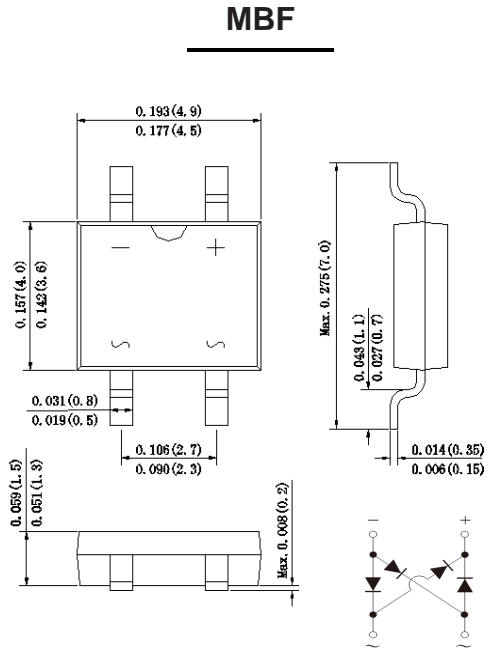
**Case :** Molded plastic body

**Terminals :** Solder plated, solderable per MIL-STD-750, Method 2026

**Polarity :** Polarity symbol marking on body

**Mounting Position :** Any

**Weight :** 0.0027 ounce, 0.078 grams



Dimensions in inches and (millimeters)

### Maximum Ratings And Electrical Characteristics

Ratings at 25°C ambient temperature unless otherwise specified. Single phase half-wave 60Hz, resistive or inductive load, for capacitive load current derate by 20%.

Parameter	SYMBOLS	MB2F	MB4F	MB6F	MB8F	MB10F	UNITS
Maximum repetitive peak reverse voltage	$V_{RRM}$	200	400	600	800	1000	V
Maximum RMS voltage	$V_{RMS}$	140	280	420	560	700	V
Maximum DC blocking voltage	$V_{DC}$	200	400	600	800	1000	V
Maximum average forward rectified current at $T_L=100^\circ\text{C}$ On glass-epoxy P.C.B (Note 1)	$I_{(AV)}$	0.5					A
Peak forward surge current, 8.3ms single half sine-wave superimposed on rated load	$I_{FSM}$	30.0					A
Rating for fusing ( $t=8.3\text{ms}$ , $T_a=25^\circ\text{C}$ )	$I_t^2$	3.74					$A_s^2$
Maximum instantaneous forward voltage at 0.5A	$V_F$	1.10					V
Maximum DC reverse current $T_A = 25^\circ\text{C}$ at rated DC blocking voltage $T_A=125^\circ\text{C}$	$I_R$	5.0 500					$\mu\text{A}$
Typical junction capacitance (Note 2)	$C_J$	13.0					pF
Typical thermal resistance	$R_{qJA}$	76.0					$^\circ\text{C/W}$
Operating junction and storage temperature range	$T_J, T_{STG}$	-55 to +150					$^\circ\text{C}$

**Note:** 1. Mounted on glass epoxy PC board with 1.3\*1.3mm solder pad  
 2. Measured at 1MHz and applied reverse voltage of 4.0V D.C.

# MB2F~MB10F

## Single Phase 0.5Amp Glass passivated Bridge Rectifiers

### Ratings And Characteristic Curves

FIG. 1- DERATING CURVE OUTPUT RECTIFIED CURRENT

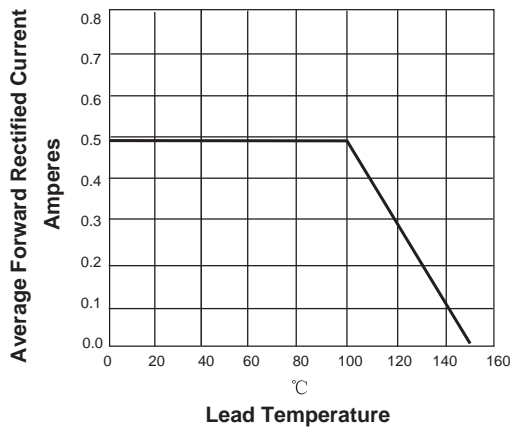


FIG. 2-MAXIMUM NON-REPETITIVE PEAK FORWARD SURGE CURRENT PER LEG

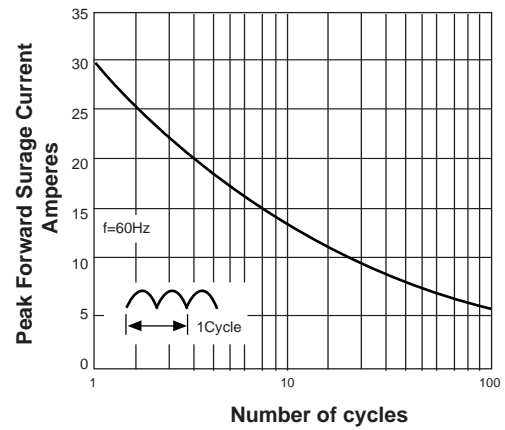


FIG. 3-TYPICAL FORWARD VOLTAGE CHARACTERISTICS

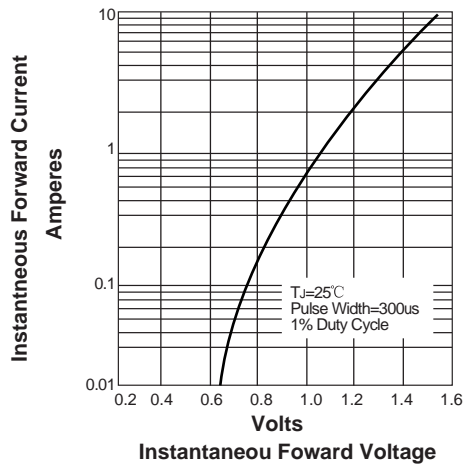
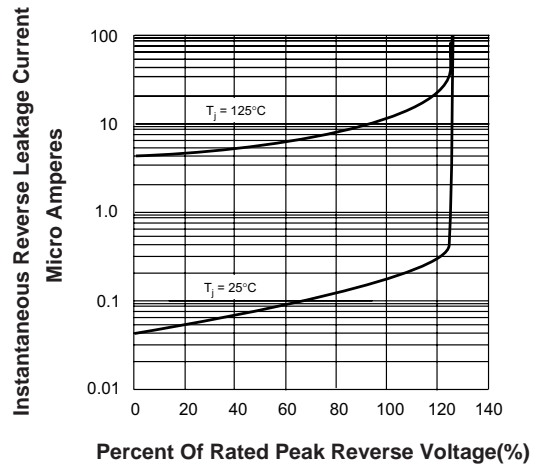


FIG. 4-TYPICAL REVERSE LEAKAGE CHARACTERISTICS



## X-ON Electronics

Largest Supplier of Electrical and Electronic Components

*Click to view similar products for [Bridge Rectifiers](#) category:*

*Click to view products by [Huixin](#) manufacturer:*

Other Similar products are found below :

[MB2510](#) [MB252](#) [MB356G](#) [MB358G](#) [MP358-BP](#) [90MT160KPBF](#) [GBJ1504-BP](#) [GBU10B-BP](#) [GBU15J-BP](#) [GBU15K-BP](#) [GBU4A-BP](#)  
[GBU4D-BP](#) [GBU6B-E3/45](#) [GSIB680-E3/45](#) [DB101-BP](#) [DF01](#) [DF10SA-E345](#) [BU1508-E3/45](#) [BU1510-E3/45](#) [KBPC50-10S](#) [RS405GL-BP](#)  
[G5SBA60-E3/51](#) [GBJ1502-BP](#) [GBU10J-BP](#) [GBU6M](#) [GBU8D-BP](#) [GBU8J-BP](#) [GSIB1520-E3/45](#) [TB102M](#) [MB1510](#) [MB6M-G](#) [MB86](#)  
[TL401G](#) [MDA920A2](#) [TU602](#) [TU810](#) [MP501W-BP](#) [MP502-BP](#) [BR1005-BP](#) [BR101-BP](#) [BR84DTP204](#) [BU1010A-E3/51](#) [BU1508-E3/51](#)  
[BU2008-E3/51](#) [US15KB80R-7000](#) [KBPC25-02](#) [VS-2KBB60](#) [VS-60MT120KPBF](#) [DB105-BP](#) [DF1510S](#)