

Industrial cable glands

HSK safety cable glands

Cable glands of the HSK-series fulfil the highest demands of quality and security. Outstanding high-grade materials are used together with innovative technology to offer premium products.



You can find in this chapter:

HSK safety cable gland, made of

- Polyamide
- PVDF
- Nickel plated brass
- various grades of stainless steel

We provide variable clamping ranges, thread lengths, thread types plus different sealing materials and temperature ranges. Our range is completed by global certifications.

If there are still open requests from your side, please contact us. We are looking forward to developing solutions together. You profit from our vast knowledge in development, engineering and production technology.

Contact us:

E-Mail: info@hummel.com

Tel.: +49 (0) 76 66 / 9 11 10-0

Advice:

- ➔ HSK EMC cable glands can be found in the next chapter from page 29
- ➔ Cable glands with smaller threads than M12 and larger threads than M6,3, multi hole fittings and much more can be found in the chapter "HSK cable glands for special applications" from page 39

HSK safety cable glands

HSK-K

Metr.



Material Polyamide V0 according to UL 94



Seal Buna-N



Protection IP 68 – 10 bar / IP 69K (NEMA 6 – 150 PSIG)
with additional O-Ring

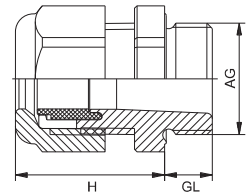
Operating Temperature -40 °C – 100 °C (-40 °F – 212 °F)

Colors grey (RAL 7035), black (RAL 9005),
blue (RAL 5012) for the intrinsic safety "i"



Advice:

- With additional pre-assembled O-Ring upon request
- Please find suitable O-Ring on page 90
- Other sealing material e.g. Silicone upon request
- Other colors on request



AG	\varnothing mm	GL mm	H mm	\varnothing mm	Number grey	Number black	Number blue
M 12 x 1,5	3-6,5	8	21	15	1.209.1200.50	1.209.1201.50	1.209.1202.50
M 12 x 1,5	2-5	8	21	15	1.209.1200.51	1.209.1201.51	1.209.1202.51
M 16 x 1,5	4-8	8	22	19	1.209.1600.50	1.209.1601.50	1.209.1602.50
M 16 x 1,5	2-6	8	22	19	1.209.1600.51	1.209.1601.51	1.209.1602.51
M 16 x 1,5	5-10	8	25	22	1.219.1600.50	1.219.1601.50	1.219.1602.50
M 20 x 1,5	6-12	9	27	24	1.209.2000.50	1.209.2001.50	1.209.2002.50
M 20 x 1,5	5-9	9	27	24	1.209.2000.51	1.209.2001.51	1.209.2002.51
M 20 x 1,5	10-14	9	28	27	1.219.2000.50	1.219.2001.50	1.219.2002.50
M 25 x 1,5	13-18	11	31	30	1.219.2500.50	1.219.2501.50	1.219.2502.50
M 25 x 1,5	13-18	11	31	33	1.209.2500.50	1.209.2501.50	1.209.2502.50
M 25 x 1,5	9-16	11	31	33	1.209.2500.51	1.209.2501.51	1.209.2502.51
M 32 x 1,5	15-21	11	39	36	1.219.3200.50	1.219.3201.50	1.219.3202.50
M 32 x 1,5	18-25	11	39	42	1.209.3200.50	1.209.3201.50	1.209.3202.50
M 32 x 1,5	13-20	11	39	42	1.209.3200.51	1.209.3201.51	1.209.3202.51
M 40 x 1,5	19-27	13	47	46	1.219.4000.50	1.219.4001.50	1.219.4002.50
M 40 x 1,5	22-32	13	48	53	1.209.4000.50	1.209.4001.50	1.209.4002.50
M 40 x 1,5	20-26	13	48	53	1.209.4000.51	1.209.4001.51	1.209.4002.51
M 50 x 1,5	32-38	13	49	60	1.209.5000.50	1.209.5001.50	1.209.5002.50
M 50 x 1,5	25-31	13	49	60	1.209.5000.51	1.209.5001.51	1.209.5002.51
M 63 x 1,5	37-44	14	49	65 / 68	1.209.6300.50	1.209.6301.50	1.209.6302.50
M 63 x 1,5	29-35	14	49	65 / 68	1.209.6300.51	1.209.6301.51	1.209.6302.51

➔ Accessories see page 75

HSK safety cable glands

HSK-K

Metr.-elongated



Material Polyamide V0 according to UL 94

Seal Buna-N

Protection IP 68 – 10 bar / IP 69K (NEMA 6 – 150 PSIG) with additional O-Ring

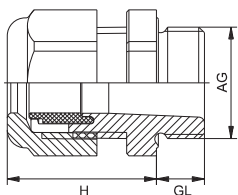
Operating Temperature -40 °C – 100 °C (-40 °F – 212 °F)

Colors grey (RAL 7035), black (RAL 9005), blue (RAL 5012) for the intrinsic safety "i"



Advice:

- With additional pre-assembled O-Ring upon request
- Please find suitable O-Ring on page 90
- Other sealing material e.g. Silicone upon request
- Other colors on request



AG	\varnothing mm	GL mm	H mm	\varnothing mm	Number grey	Number black	Number blue
M 12 x 1,5	3-6,5	15	21	15	1.209.1200.30	1.209.1201.30	1.209.1202.30
M 12 x 1,5	2-5	15	21	15	1.209.1200.31	1.209.1201.31	1.209.1202.31
M 16 x 1,5	4-8	15	22	19	1.209.1600.30	1.209.1601.30	1.209.1602.30
M 16 x 1,5	2-6	15	22	19	1.209.1600.31	1.209.1601.31	1.209.1602.31
M 16 x 1,5	5-10	15	25	22	1.219.1600.30	1.219.1601.30	1.219.1602.30
M 20 x 1,5	6-12	15	27	24	1.209.2000.30	1.209.2001.30	1.209.2002.30
M 20 x 1,5	5-9	15	27	24	1.209.2000.31	1.209.2001.31	1.209.2002.31
M 20 x 1,5	10-14	15	28	27	1.219.2000.30	1.219.2001.30	1.219.2002.30
M 25 x 1,5	13-18	15	31	33	1.209.2500.30	1.209.2501.30	1.209.2502.30
M 25 x 1,5	9-16	15	31	33	1.209.2500.31	1.209.2501.31	1.209.2502.31
M 32 x 1,5	18-25	15	39	42	1.209.3200.30	1.209.3201.30	1.209.3202.30
M 32 x 1,5	13-20	15	39	42	1.209.3200.31	1.209.3201.31	1.209.3202.31
M 40 x 1,5	22-32	18	48	53	1.209.4000.30	1.209.4001.30	1.209.4002.30
M 40 x 1,5	20-26	18	48	53	1.209.4000.31	1.209.4001.31	1.209.4002.31
M 50 x 1,5	32-38	18	49	60	1.209.5000.30	1.209.5001.30	1.209.5002.30
M 50 x 1,5	25-31	18	49	60	1.209.5000.31	1.209.5001.31	1.209.5002.31
M 63 x 1,5	37-44	18	49	65 / 68	1.209.6300.30	1.209.6301.30	1.209.6302.30
M 63 x 1,5	29-35	18	49	65 / 68	1.209.6300.31	1.209.6301.31	1.209.6302.31

➔ Accessories see page 75

HSK safety cable glands

HSK-K

PG-elongated



Material Polyamide V0 according to UL 94

Seal Buna-N

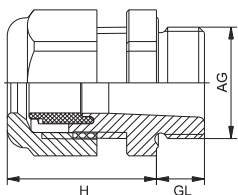
Protection IP 68 – 10 bar / IP 69K (NEMA 6 – 150 PSIG) with additional O-Ring

Operating Temperature -40 °C – 100 °C (-40 °F – 212 °F)

Colors grey (RAL 7035), black (RAL 9005), blue (RAL 5012) for the intrinsic safety "i"

Advice:

- With additional pre-assembled O-Ring upon request
- Please find suitable O-Ring on page 90
- Other sealing material e.g. Silicone upon request
- Other colors on request




AG	∅k mm	GL mm	H mm	∅ mm	Number grey	Number black	Number blue
PG 7	3 – 6,5	15	21	15	1.209.0700.60	1.209.0701.60	1.209.0702.60
PG 7	2 – 5	15	21	15	1.209.0700.61	1.209.0701.61	1.209.0702.61
PG 9	4 – 8	15	22	19	1.209.0900.60	1.209.0901.60	1.209.0902.60
PG 9	2 – 6	15	22	19	1.209.0900.61	1.209.0901.61	1.209.0902.61
PG 11	5 – 10	15	25	22	1.209.1100.60	1.209.1101.60	1.209.1102.60
PG 11	3 – 7	15	25	22	1.209.1100.61	1.209.1101.61	1.209.1102.61
PG 13,5	6 – 12	15	27	24	1.209.1300.60	1.209.1301.60	1.209.1302.60
PG 13,5	5 – 9	15	27	24	1.209.1300.61	1.209.1301.61	1.209.1302.61
PG 16	10 – 14	15	28	27	1.209.1600.60	1.209.1601.60	1.209.1602.60
PG 16	7 – 12	15	28	27	1.209.1600.61	1.209.1601.61	1.209.1602.61
PG 21	13 – 18	15	31	33	1.209.2100.60	1.209.2101.60	1.209.2102.60
PG 21	9 – 16	15	31	33	1.209.2100.61	1.209.2101.61	1.209.2102.61
PG 29	18 – 25	15	39	42	1.209.2900.60	1.209.2901.60	1.209.2902.60
PG 29	13 – 20	15	39	42	1.209.2900.61	1.209.2901.61	1.209.2902.61
PG 36	22 – 32	18	48	53	1.209.3600.60	1.209.3601.60	1.209.3602.60
PG 36	20 – 26	18	48	53	1.209.3600.61	1.209.3601.61	1.209.3602.61
PG 42	32 – 38	18	49	60	1.209.4200.60	1.209.4201.60	1.209.4202.60
PG 42	25 – 31	18	49	60	1.209.4200.61	1.209.4201.61	1.209.4202.61
PG 48	37 – 44	18	49	65	1.209.4800.60	1.209.4801.60	1.209.4802.60
PG 48	29 – 35	18	49	65	1.209.4800.61	1.209.4801.61	1.209.4802.61

➔ Accessories see page 75

HSK safety cable glands


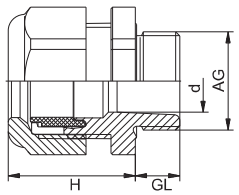
HSK-KE
PG



Advice:

- With additional pre-assembled O-Ring upon request
- Please find suitable O-Ring on page 90
- Other sealing material and colors upon request


Material	Polyamide V0 according to UL 94
Seal	Buna-N
Protection	IP 68 – 10 bar / IP 69K (NEMA 6 – 150 PSIG) with additional O-Ring
Operating Temperature	-40 °C – 100 °C (-40 °F – 212 °F)
Colors	grey (RAL 7035), black (RAL 9005)

AG	\varnothing mm	d mm	GL mm	H mm	mm	Number grey	Number black
PG 7	4 – 8	7	8	22	19	1.590.0700.14	1.590.0701.14
PG 7	2 – 6	7	8	22	19	1.590.0700.15	1.590.0701.15
PG 9	5 – 10	9	8	25	22	1.590.0900.14	1.590.0901.14
PG 9	3 – 7	9	8	25	22	1.590.0900.15	1.590.0901.15
PG 11	6 – 12	10,5	8	24	24	1.590.1100.14	1.590.1101.14
PG 11	5 – 9	10,5	8	24	24	1.590.1100.15	1.590.1101.15
PG 13,5	10 – 14	12,5	9	28	27	1.590.1300.14	1.590.1301.14
PG 13,5	7 – 12	12,5	9	28	27	1.590.1300.15	1.590.1301.15
PG 16	13 – 18	15	10	31	33	1.590.1600.14	1.590.1601.14
PG 16	9 – 16	15	10	31	33	1.590.1600.15	1.590.1601.15

➔ Accessories see page 71


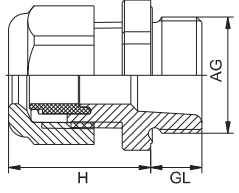
HSK-KR
PG



Advice:

- With additional pre-assembled O-Ring upon request
- Please find suitable O-Ring on page 90
- Other sealing material and colors upon request

Material	Polyamide V0 according to UL 94
Seal	Buna-N
Protection	IP 68 – 10 bar / IP 69K (NEMA 6 – 150 PSIG) with additional O-Ring
Operating Temperature	-40 °C – 100 °C (-40 °F – 212 °F)
Colors	grey (RAL 7035), black (RAL 9005)

AG	\varnothing mm	GL mm	H mm	mm	Number grey	Number black
PG 9	3 – 6,5	8	21	19	1.591.0900.14	1.591.0901.14
PG 9	2 – 5	8	21	19	1.591.0900.15	1.591.0901.15
PG 11	4 – 8	8	22	22	1.591.1100.14	1.591.1101.14
PG 11	2 – 6	8	22	22	1.591.1100.15	1.591.1101.15
PG 13,5	5 – 10	9	25	24	1.591.1300.14	1.591.1301.14
PG 13,5	3 – 7	9	25	24	1.591.1300.15	1.591.1301.15
PG 16	6 – 12	10	27	27	1.591.1600.14	1.591.1601.14
PG 16	5 – 9	10	27	27	1.591.1600.15	1.591.1601.15
PG 21	10 – 14	11	28	33	1.591.2100.14	1.591.2101.14
PG 21	7 – 12	11	28	33	1.591.2100.15	1.591.2101.15

➔ Accessories see page 75

HSK safety cable glands

HSK-K

NPT



Material Polyamide V0 according to UL 94

Seal Buna-N

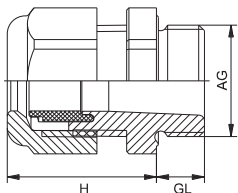
Protection IP 68 – 10 bar / IP 69K (NEMA 6 – 150 PSIG) with additional O-Ring

Operating Temperature -40 °C – 100 °C (-40 °F – 212 °F)

Colors grey (RAL 7035), black (RAL 9005), blue (RAL 5012) for the intrinsic safety "i"

Advice:

- With additional pre-assembled O-Ring upon request
- Please find suitable O-Ring on page 90
- Other sealing material e.g. Silicone upon request
- Other colors on request



AG	∅k mm	GL mm	H mm	∅ mm	Number grey	Number black	Number blue
NPT 3/8"	4 – 8	15	22	19 / 22	1.209.3800.70	1.209.3801.70	1.209.3802.70
NPT 3/8"	2 – 6	15	22	19 / 22	1.209.3800.71	1.209.3801.71	1.209.3802.71
NPT 1/2"	6 – 12	13	27	24	1.209.1200.70	1.209.1201.70	1.209.1202.70
NPT 1/2"	5 – 9	13	27	24	1.209.1200.71	1.209.1201.71	1.209.1202.71
NPT 1/2" (16)	10 – 14	13	28	27	1.209.1216.70	1.209.1217.70	1.209.1218.70
NPT 1/2" (16)	7 – 12	13	28	27	1.209.1216.71	1.209.1217.71	1.209.1218.71
NPT 3/4"	13 – 18	14	31	33	1.209.3400.70	1.209.3401.70	1.209.3402.70
NPT 3/4"	9 – 16	14	31	33	1.209.3400.71	1.209.3401.71	1.209.3402.71
NPT 1"	18 – 25	19	39	42	1.209.1000.70	1.209.1001.70	1.209.1002.70
NPT 1"	13 – 20	19	39	42	1.209.1000.71	1.209.1001.71	1.209.1002.71
NPT 1 1/4"	18 – 25	16	39	42 / 46	1.209.5400.70	1.209.5401.70	1.209.5402.70
NPT 1 1/4"	13 – 20	16	39	42 / 46	1.209.5400.71	1.209.5401.71	1.209.5402.71
NPT 1 1/2"	22 – 32	20	48	53	1.209.6400.70	1.209.6401.70	1.209.6402.70
NPT 1 1/2"	20 – 26	20	48	53	1.209.6400.71	1.209.6401.71	1.209.6402.71

➔ Accessories see page 75

X-ON Electronics

Largest Supplier of Electrical and Electronic Components

Click to view similar products for [Cable Glands, Strain Reliefs & Cord Grips](#) category:

Click to view products by [Hummel](#) manufacturer:

Other Similar products are found below :

[1300980012](#) [DBZM-6828](#) [1498](#) [15190-103 R2](#) [1.587.3400.71](#) [300623](#) [07402002](#) [CD21NS-01](#) [VC-M-KV-PG16 1X3/1X8](#) [35935](#) [35882](#)
[M4340GAE](#) [4597](#) [NG-9516 Gasket](#) [52006157](#) [52006176](#) [BM4963L](#) [53629556](#) [53629570](#) [53629675](#) [52025230](#) [52024853](#) [52103160](#)
[52115810](#) [53017640](#) [53019051](#) [53019071](#) [53112270](#) [53112330](#) [53112840](#) [53112879](#) [53112929](#) [53111470](#) [53015270](#) [53015090](#) [53018090](#)
[PG-29](#) [36681](#) [36550](#) [36310](#) [35880](#) [1300990004](#) [Z5.507.2321.0](#) [CGB295-SG](#) [5320816](#) [1.089.1399.19](#) [1.089.2106.19](#) [1.089.2905.19](#)
[1.089.3699.19](#) [1.089.4801.19](#)