




# FLEX STACK



HW-14-08-G-S-300-100



DW-11-20-T-D-825

## DW, EW, ZW, HW-TH SERIES

(2.54 mm) .100"

# FLEXIBLE .025" SQ BOARD STACKERS

**Mates with:**

SSW, SSQ, ESW, ESQ, CES, SLW, BSW, BCS, SSM, HLE, PHF

**Cable Mates:**

IDSS, IDSD

### SPECIFICATIONS

For complete specifications see [www.samtec.com?DW](http://www.samtec.com?DW), [www.samtec.com?EW](http://www.samtec.com?EW), [www.samtec.com?ZW](http://www.samtec.com?ZW) or [www.samtec.com?HW-TH](http://www.samtec.com?HW-TH)

**Insulator Material:**

DW, EW, ZW: Black Glass Filled Polyester  
HW: Natural Liquid Crystal Polymer

**Terminal Material:**

Phosphor Bronze

**Plating:**

Au or Sn over 50 μ" (1.27 μm) Ni

**Operating Temp Range:**

-55 °C to +125 °C with Gold  
-55 °C to +105 °C with Tin

**RoHS Compliant:**

Yes

**Lead-Free Solderable:**

DW, EW, ZW:

No, Lead Wave Only

HW: Yes

### RECOGNITIONS

For complete scope of recognitions see [www.samtec.com/quality](http://www.samtec.com/quality)



FILE NO. E111594

### ALSO AVAILABLE (MOQ Required)

- Other platings

**Notes:**

For added mechanical stability, Samtec recommends mechanical board spacers be used in applications with gold or selective gold plated connectors. Contact [ipg@samtec.com](mailto:ipg@samtec.com) for more information.

This Series is non-standard, non-returnable.

TYPE STRIP	NO. PINS PER ROW	LEAD STYLE	PLATING OPTION	ROW OPTION	STACKER HEIGHT	OTHER OPTIONS																											
<p><b>DW</b> = (2.79 mm) .110" Tail</p>	<p><b>Specify LEAD STYLE from chart</b></p> <table border="1"> <thead> <tr> <th>LEAD STYLE</th> <th>OAL</th> </tr> </thead> <tbody> <tr><td>-07</td><td>(10.92) .430</td></tr> <tr><td>-08</td><td>(13.46) .530</td></tr> <tr><td>-09</td><td>(18.54) .730</td></tr> <tr><td>-10</td><td>(21.08) .830</td></tr> <tr><td>-11</td><td>(23.62) .930</td></tr> <tr><td>-12</td><td>(26.16) 1.030</td></tr> <tr><td>-13</td><td>(31.24) 1.230</td></tr> <tr><td>-14</td><td>(36.32) 1.430</td></tr> <tr><td>-15</td><td>(16.00) .630</td></tr> <tr><td>-16</td><td>(11.30) .445</td></tr> <tr><td>-17</td><td>(12.19) .480</td></tr> <tr><td>-19</td><td>(33.78) 1.330</td></tr> <tr><td>-20</td><td>(28.70) 1.130</td></tr> </tbody> </table>	LEAD STYLE	OAL	-07	(10.92) .430	-08	(13.46) .530	-09	(18.54) .730	-10	(21.08) .830	-11	(23.62) .930	-12	(26.16) 1.030	-13	(31.24) 1.230	-14	(36.32) 1.430	-15	(16.00) .630	-16	(11.30) .445	-17	(12.19) .480	-19	(33.78) 1.330	-20	(28.70) 1.130	<p><b>01 thru 50</b></p>	<p><b>-S</b> = Single Row</p> <p><b>-D</b> = Double Row</p> <p><b>-T</b> = Triple Row</p> <p><b>-Q</b> = Double Row .200" (5.08 mm) row space</p>	<p><b>-XXX</b> = Stacker Height (in inches) (5.08 mm) .200" minimum Example: -250 = (6.35 mm) .250"</p>	<p><b>-XXX</b> = ZW or HW Tail Length (in inches) (1.40 mm) .055" minimum Example: -250 = (6.35 mm) .250"</p>
LEAD STYLE		OAL																															
-07	(10.92) .430																																
-08	(13.46) .530																																
-09	(18.54) .730																																
-10	(21.08) .830																																
-11	(23.62) .930																																
-12	(26.16) 1.030																																
-13	(31.24) 1.230																																
-14	(36.32) 1.430																																
-15	(16.00) .630																																
-16	(11.30) .445																																
-17	(12.19) .480																																
-19	(33.78) 1.330																																
-20	(28.70) 1.130																																
<p><b>EW</b> = (8.38 mm) .330" Tail</p>																																	
<p><b>ZW</b> = Custom Tail</p>	<p><b>-F</b> = Gold flash on contact, Matte Tin on tail</p> <p><b>-L</b> = 10 μ" (0.25 μm) Gold on contact area of longer tail, Matte Tin on tail</p> <p><b>-G</b> = 10 μ" (0.25 μm) Gold on contact area of longer tail, Gold flash on balance</p> <p><b>-T</b> = Matte Tin</p>	<p><b>-LL</b> = Locking Lead (Shortest dimension between the tail and the post is the end that will be crimped. Available on tails from (2.29 mm) .090" to (7.87 mm) .310" only.) Single row, 01 &amp; 02 positions &amp; -Q row not available</p>																															
<p><b>HW</b> = High Temp Custom Tail</p>																																	

Due to technical progress, all designs, specifications and components are subject to change without notice.

[WWW.SAMTEC.COM](http://WWW.SAMTEC.COM)

All parts within this catalog are built to Samtec's specifications.

Customer specific requirements must be approved by Samtec and identified in a Samtec customer-specific drawing to apply.

## X-ON Electronics

Largest Supplier of Electrical and Electronic Components

*Click to view similar products for [Board to Board & Mezzanine Connectors](#) category:*

*Click to view products by [Samtec](#) manufacturer:*

Other Similar products are found below :

[10135583-642402LF](#) [89885-310LF](#) [589158040000018](#) [6-1393048-0](#) [68683-613](#) [MDF7-12DP-2.54DSA](#) [MDF7-18P-2.54DSA\(01\)](#) [MDF7-20DP-2.54DSA](#) [MDF7-26D-2.54DSA\(55\)](#) [MDF7-3P-2.54DSA\(01\)](#) [MDF7B-3P-2.54DSA\(55\)](#) [MDF7C-11P-2.54DSA\(55\)](#) [MDF7C-18P-2.54DSA\(55\)](#) [MDF7C-5P-2.54DSA\(01\)](#) [MDF7P-5P-2.54DSA\(55\)](#) [75234-0516](#) [FCN-230C068-11](#) [FCN-268F012-G/BD](#) [FCN-268F036-G/BD](#) [FCN-268M012-G/0D](#) [FCN-268M024-G/1D](#) [FCN-360C008-C](#) [FCN-360C040-C](#) [FCN-723J004/1](#) [MIS-048-01-F-D-DP-K](#) [832-10-034-10-001000](#) [93696-325LF](#) [11828-1FA](#) [AXK630345P](#) [18097-0013](#) [ICA-328STT](#) [2007042-2](#) [304400-2](#) [FCN-214Q030-G/0](#) [FCN-215Q040-G/0](#) [FCN-230C068-ESA](#) [FCN-234P048-G/0](#) [FCN-235D050-G/C](#) [FCN-360A3](#) [FCN-360C040-B](#) [210-93-314-41-105000](#) [2-22603-0](#) [379-064-521-202](#) [MDF7-12P-2.54DSA\(01\)](#) [MDF7-16P-2.54DS\(56\)](#) [MDF7-40DP-2.54DSA\(55\)](#) [MDF7-8P-2.54DSA\(55\)](#) [MDF7B-16P-2.54DSA\(55\)](#) [AXG720047](#) [5031084030](#)