



### Features

- Planar Die Construction
- 500mW Power Dissipation on Ceramic PCB
- General Purpose, Medium Current
- Ideally Suited for Automated Assembly Processes
- Available in Lead Free Version



SOD-123



### Package Marking and Ordering Information

Product ID	Pack	Marking	Qty(PCS)
HMMSZ5221-5259BT1G	SOD-123	XX	3000

XX=Device code, see table on page2 the marking code.

The marking bar indicates the cathode.

### Absolute Maximum Ratings(Ta=25°C)

Characteristic	Symbol	Value	Unit
Forward voltage @ $I_F = 10\text{mA}$	$V_F$	0.85	V
Power Dissipation	$P_D$	500	mW
Thermal Resistance, Junction to Ambient Air	$R_{\theta JA}$	556	°C/W
Junction Temperature	$T_j$	150	°C
Storage Temperature Range	$T_{stg}$	-55 ~ +150	°C

Notes: Device mounted on ceramic PCB;5.0mm×7.0mm with pad areas 35 mm<sup>2</sup>



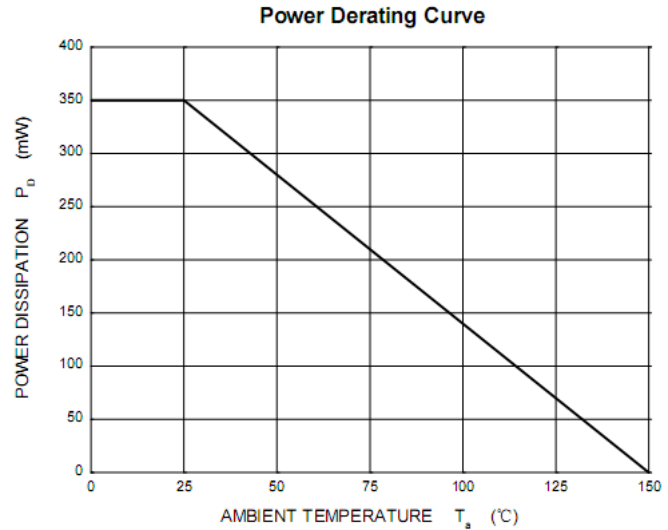
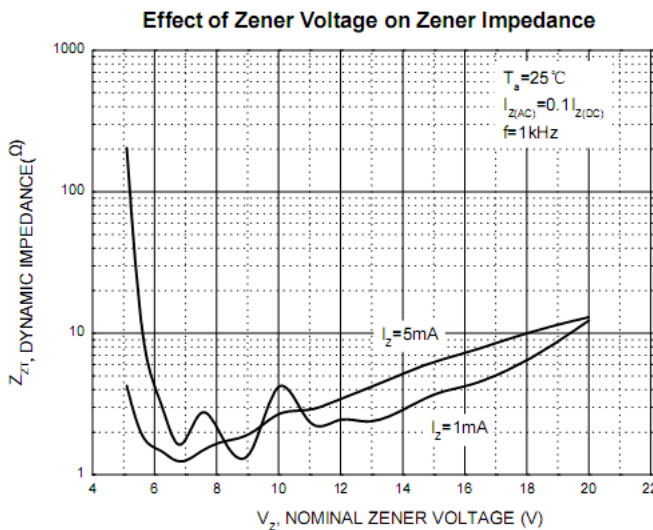
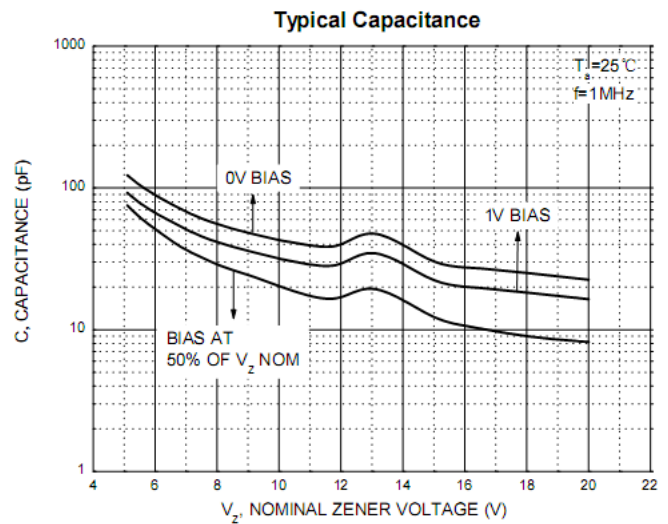
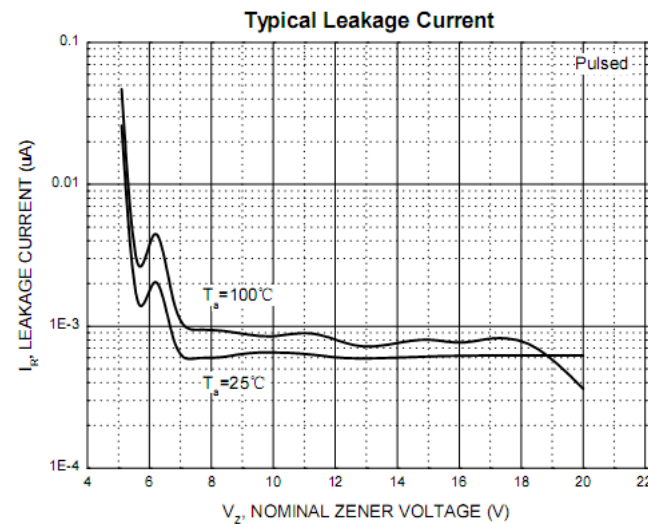
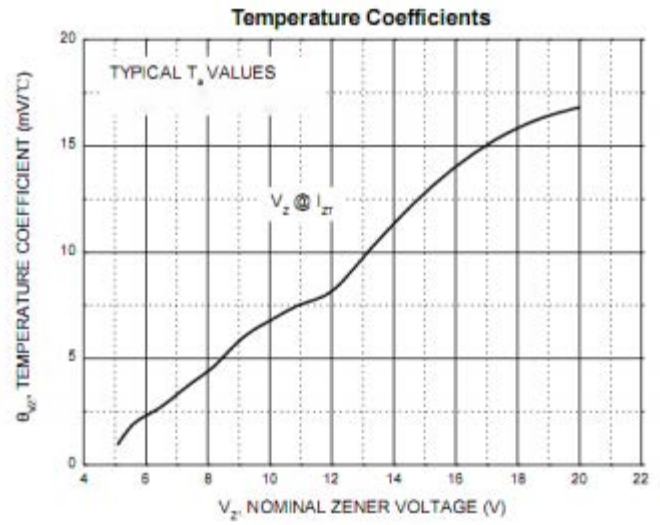
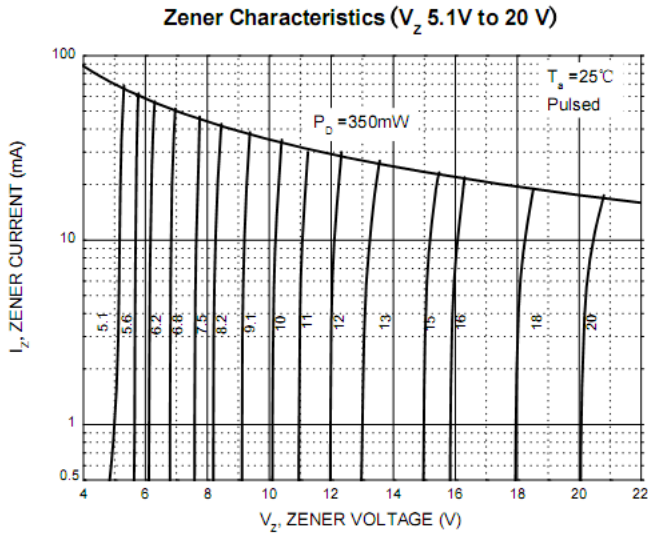
**Electrical Characteristics (Ta=25°C unless otherwise specified)**

Type Number	Type Code	Zener Voltage Range (Note 2)				Maximum Zener Impedance (Note 3)			Maximum Reverse Current		Typical Temperature Coefficient @I <sub>ZTC</sub> mV/°C		Test Current I <sub>ZTC</sub> mA
		V <sub>Z</sub> @I <sub>ZT</sub>			I <sub>ZT</sub>	Z <sub>ZT</sub> @I <sub>ZT</sub>	Z <sub>ZK</sub> @I <sub>ZK</sub>	I <sub>ZK</sub>	I <sub>R</sub>	V <sub>R</sub>	Min	Max	
		Nom(V)	Min(V)	Max(V)	mA	Ω		mA	μA	V			
H5221BT1G	C1	2.4	2.35	2.45	5	100	600	1.0	50	1.0	-3.5	0	5
H5223BT1G	C3	2.7	2.65	2.75	5	100	600	1.0	20	1.0	-3.5	0	5
H5225BT1G	C5	3.0	2.94	3.06	5	95	600	1.0	10	1.0	-3.5	0	5
H5226BT1G	G1	3.3	3.23	3.37	5	95	600	1.0	5	1.0	-3.5	0	5
H5227BT1G	G2	3.6	3.53	3.67	5	90	600	1.0	5	1.0	-3.5	0	5
H5228BT1G	G3	3.9	3.82	3.98	5	90	600	1.0	0.5	1.0	-3.5	0	5
H5229BT1G	G4	4.3	4.21	4.39	5	90	600	1.0	0.5	1.0	-3.5	0	5
H5230BT1G	G5	4.7	4.61	4.79	5	80	500	1.0	3	2.0	-3.5	0.2	5
H5231BT1G	E1	5.1	5.00	5.20	5	60	480	1.0	2	2.0	-2.7	1.2	5
H5232BT1G	E2	5.6	5.49	5.71	5	40	400	1.0	1	2.0	2.0	2.5	5
H5234BT1G	E4	6.2	6.08	6.32	5	9.5	150	1.0	3	4.0	0.4	3.7	5
H5235BT1G	E5	6.8	6.66	6.94	5	14.2	76	1.0	2	4.0	1.2	4.5	5
H5236BT1G	F1	7.5	7.35	7.65	5	14.2	76	1.0	1	5.0	2.5	5.3	5
H5237BT1G	F2	8.2	8.04	8.36	5	14.2	76	1.0	0.7	5.0	3.2	6.2	5
H5239BT1G	F4	9.1	8.92	9.28	5	14.2	95	1.0	0.5	7.0	3.8	7.0	5
H5240BT1G	F5	10	9.80	10.20	5	19	142.5	1.0	0.2	8.0	4.5	8.0	5
H5241BT1G	H1	11	10.78	11.22	5	19	142.5	1.0	0.1	8.0	5.4	9.0	5
H5242BT1G	H2	12	11.76	12.24	5	23.7	150	1.0	0.1	8.0	6.0	10.0	5
H5243BT1G	H3	13	12.74	13.30	5	28.5	190	1.0	0.1	8.0	7.0	11.0	5
H5245BT1G	H5	15	14.70	15.30	5	28.5	190	1.0	0.1	11.0	9.2	13.0	5
H5246BT1G	J1	16	15.68	16.30	5	38	190	1.0	0.1	11.0	10.4	14.0	5
H5248BT1G	J3	18	17.60	18.40	5	42.7	213	1.0	0.1	13.0	12.4	16.0	5
H5250BT1G	J5	20	19.60	20.40	5	52.2	213	1.0	0.1	14.0	14.4	18.0	5
H5251BT1G	K1	22	21.56	22.44	5	52.2	237	1.0	0.1	15.0	16.4	20.0	5
H5252BT1G	K2	24	23.52	24.50	5	66.5	250	1.0	0.1	17.0	18.4	22.0	5
H5254BT1G	K4	27	26.46	27.54	2	75	295	0.5	0.1	19.0	21.4	25.3	2
H5256BT1G	M1	30	29.40	30.60	2	75	295	0.5	0.1	21.0	24.4	29.4	2
H5257BT1G	M2	33	32.34	33.66	2	75	320	0.5	0.1	23.0	27.4	33.4	2
H5258BT1G	M3	36	35.28	36.72	2	85	345	0.5	0.1	25.0	30.4	37.4	2
H5259BT1G	M4	39	38.22	39.78	2	125	345	0.5	0.1	27.0	33.4	41.2	2
H5260BT1G	M5	43	42.14	43.86	2	145	370	0.5	0.1	30.0	37.6	46.6	2

- Notes: 1. Device mounted on ceramic PCB:7.6mm x 9.4mm x 0.87mm with pad areas 25mm<sup>2</sup>  
 2. Short duration test pulse used to minimize self-heating effect  
 3. f = 1kHz

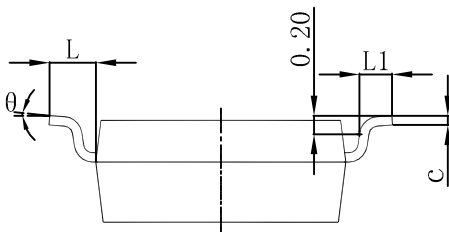
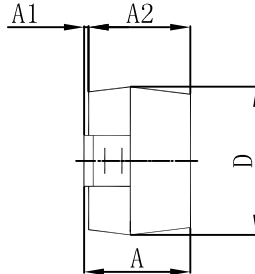
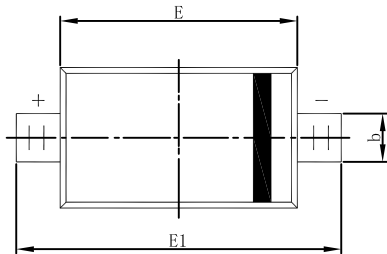


### Typical Characteristics

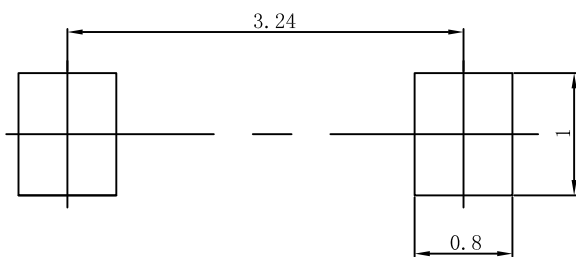




SOD-123 Package Outline Dimensions



Symbol	Dimensions In Millimeters		Dimensions In Inches	
	Min	Max	Min	Max
A	1.050	1.250	0.041	0.049
A1	0.000	0.100	0.000	0.004
A2	1.050	1.150	0.041	0.045
b	0.450	0.650	0.018	0.026
c	0.080	0.150	0.003	0.006
D	1.500	1.700	0.059	0.067
E	2.600	2.800	0.102	0.110
E1	3.550	3.850	0.140	0.152
L	0.500 REF		0.020 REF	
L1	0.250	0.450	0.010	0.018
θ	0°	8°	0°	8°



- Note:**
1. Controlling dimension: in millimeters.
  2. General tolerance:  $\pm 0.05\text{mm}$ .
  3. The pad layout is for reference purposes only.



### Attention

- Any and all HUA XUAN YANG ELECTRONICS products described or contained herein do not have specifications that can handle applications that require extremely high levels of reliability, such as life-support systems, aircraft's control systems, or other applications whose failure can be reasonably expected to result in serious physical and/or material damage. Consult with your HUA XUAN YANG ELECTRONICS representative nearest you before using any HUA XUAN YANG ELECTRONICS products described or contained herein in such applications.
- HUA XUAN YANG ELECTRONICS assumes no responsibility for equipment failures that result from using products at values that exceed, even momentarily, rated values (such as maximum ratings, operating condition ranges, or other parameters) listed in products specifications of any and all HUA XUAN YANG ELECTRONICS products described or contained herein.
- Specifications of any and all HUA XUAN YANG ELECTRONICS products described or contained herein stipulate the performance, characteristics, and functions of the described products in the independent state, and are not guarantees of the performance, characteristics, and functions of the described products as mounted in the customer's products or equipment. To verify symptoms and states that cannot be evaluated in an independent device, the customer should always evaluate and test devices mounted in the customer's products or equipment.
- HUA XUAN YANG ELECTRONICS CO.,LTD. strives to supply high-quality high-reliability products. However, any and all semiconductor products fail with some probability. It is possible that these probabilistic failures could give rise to accidents or events that could endanger human lives, that could give rise to smoke or fire, or that could cause damage to other property. When designing equipment, adopt safety measures so that these kinds of accidents or events cannot occur. Such measures include but are not limited to protective circuits and error prevention circuits for safe design, redundant design, and structural design.
- In the event that any or all HUA XUAN YANG ELECTRONICS products(including technical data, services) described or contained herein are controlled under any of applicable local export control laws and regulations, such products must not be exported without obtaining the export license from the authorities concerned in accordance with the above law.
- No part of this publication may be reproduced or transmitted in any form or by any means, electronic or mechanical, including photocopying and recording, or any information storage or retrieval system, or otherwise, without the prior written permission of HUA XUAN YANG ELECTRONICS CO.,LTD.
- Information (including circuit diagrams and circuit parameters) herein is for example only ; it is not guaranteed for volume production. HUA XUAN YANG ELECTRONICS believes information herein is accurate and reliable, but no guarantees are made or implied regarding its use or any infringements of intellectual property rights or other rights of third parties.
- Any and all information described or contained herein are subject to change without notice due to product/technology improvement, etc. When designing equipment, refer to the "Delivery Specification" for the HUA XUAN YANG ELECTRONICS product that you intend to use.

## X-ON Electronics

Largest Supplier of Electrical and Electronic Components

*Click to view similar products for [Zener Diodes](#) category:*

*Click to view products by [HXY MOS](#) manufacturer:*

Other Similar products are found below :

[RKZ13B2KG#P1](#) [DL5234B](#) [1N4682](#) [1N4693](#) [1N4732A](#) [1N4736A](#) [1N4750A](#) [1N4759ARL](#) [1N5241B](#) [1N5365B](#) [1N5369B](#) [1N747A](#)  
[1N964B](#) [1N966B](#) [1N968B](#) [1N972B](#) [JANS1N4974US](#) [1N4692](#) [1N4702](#) [1N4704](#) [1N4711](#) [1N4714](#) [1N4745ARL](#) [1N4752ARL](#) [1N4760ARL](#)  
[1N5221B](#) [1N5242BTR](#) [1N5350B](#) [1N5352B](#) [1N961BRR1](#) [1N964BRL](#) [RKZ5.1BKU#P6](#) [3SMAJ5946B-TP](#) [3SMAJ5950B-TP](#)  
[MMSZ5230BQ-13-F](#) [MMSZ5232BQ-13-F](#) [BZX84C7V5](#) [3SMAJ5945B-TP](#) [3SMAJ5947B-TP](#) [3SMBJ5941B-TP](#) [DZ2S240M0L](#) [SMAZ27-](#)  
[TP](#) [ZMM5224B-7](#) [RD16UM-T1-A](#) [RD39S-T1-A](#) [RD10S-T1-A](#) [CDZT2R5.6B](#) [1N4762A G](#) [Z1SMA18](#) [JANTX1N4553B](#)