



产品简介

HSN74LVC1G14DBVR 是一款施密特触发功能的非门集成电路,可实现 $Y=\bar{A}$ 的数学逻辑运算。采用先进 CMOS 工艺设计,具有低功耗和高输出驱动能力的工作特点,电源电压 VCC 在 1.65V 和 5.5V 之间芯片均可正常工作。并且 74LVC1G14 具有多种小型封装外形,可广泛应用于高端精密仪器和小型化低功耗的手持设备,以及人工智能等领域。

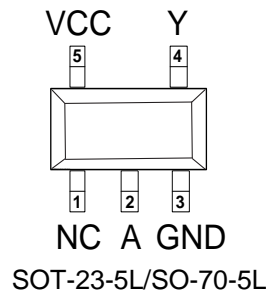
产品特点

低输入电流:典型值0.1uA
低静态功耗:典型值0.1uA
高输出驱动:VCC=4.5V,大于32MA
宽工作电压范围:1.65Vto5.5V
封装形式:SOT-23-5L/SO-70-5L

产品用途

- 便携式音频接口
- 蓝光播放器和家庭影院
- 数字电视
- 固态硬盘
- 无线耳机,智能手表等
- 智能穿戴设备

封装形式和管脚功能定义



名称	管脚	说明
NC	1	空脚
A	2	输入
GND	3	电源地
Y	4	输出
V _{CC}	5	电源正



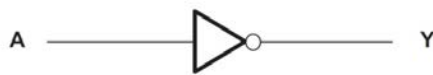
极限参数

参数	符号	极限值	单位
工作电压	V_{CC}	6.5	V
输入	V_{IN}	-0.5~6.5	V
输出电压 (1)	V_{OUT}	-0.5~6.5	V
单个管脚输出电流	I_{OUT}	25	mA
V_{CC} 或 GND 电流	I_{CC}	50	mA
存储温度	T_S	-65-150	°C
引脚焊接温度	T_W	260, 10s	°C

注：1、在 $V_{CC}=0V$ 断电状态下，输出所能承受的极限电压，

2、极限参数是指无论在任何条件下都不能超过的极限值。万一超过此极限值，将有可能造成产品劣化等物理性损伤；同时在接近极限参数下，不能保证芯片可以正常工作。

原理逻辑图



真值表

Inputs	Output
A	Y
L	H
H	L

工作条件

项目	符号	测试条件	最小值	典型值	最大值	单位
工作电压	V_{CC}	-	1.65	-	5.5	V
输入高电平电压	V_{IH}	$V_{CC} = 1.65V \sim 1.95V$	$0.65 * V_{CC}$	-	-	V
		$V_{CC} = 2.3V \sim 2.7V$	1.7V	-	-	
		$V_{CC} = 3V \sim 5.5V$	$0.7 * V_{CC}$	-	-	
输入高电平电压	V_{IH}	$V_{CC} = 1.65V \sim 1.95V$	-	-	$0.35 * V_{CC}$	V
		$V_{CC} = 2.3V \sim 2.7V$	-	-	0.7	
		$V_{CC} = 3V \sim 5.5V$	-	-	$0.3 * V_{CC}$	
输入电压	V_I	-	0	-	5.5	V
输出电压	V_O	-	0	-	V_{CC}	V
高电平输出电流	I_{OH}	$V_{CC} = 1.65V$	-	-	-4	mA
		$V_{CC} = 2.3V$	-	-	-8	
		$V_{CC} = 3V$	-	-	-16	
		$V_{CC} = 4.5V$	-	-	-32	
低电平输出电流	I_{OL}	$V_{CC} = 1.65V$	-	-	4	mA
		$V_{CC} = 2.3V$	-	-	8	
		$V_{CC} = 3V$	-	-	16	
		$V_{CC} = 4.5V$	-	-	32	



电学特性

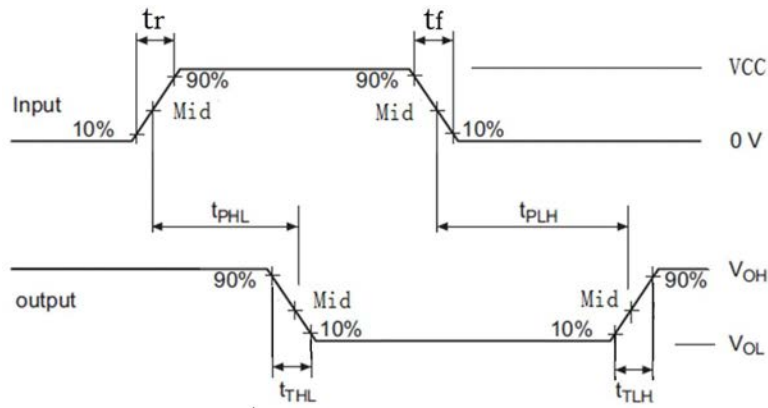
直流电学特性: $T=25^{\circ}\text{C}$

项目	符号	测试条件	V _{CC}	典型值	最大值	单位	
上临界电压	V _{T+}	-	1.65V	1	-	V	
			2.3V	1.35	-		
			3V	1.7	-		
			4.5V	2.5	-		
			5.5V	3	-		
下临界电压	V _{T-}	-	1.65V	0.5	-	V	
			2.3V	0.7	-		
			3V	1.1	-		
			4.5V	1.65	-		
			5.5V	1.9	-		
滞后宽度电压	ΔV_T (V _{T+} - V _{T-})	-	1.65V	0.5	-	V	
			2.3V	0.65	-		
			3V	0.6	-		
			4.5V	0.85	-		
			5.5V	1.1	-		
高电平负载电压	V _{OH}	I _{OH} = -100uA	1.65V~5.5V	1.64	-	V	
		I _{OH} = -4 mA	1.65V	1.47	-		
		I _{OH} = -8 mA	2.3V	2.15	-		
		I _{OH} = -16 mA	3V	2.73	-		
		I _{OH} = -32 mA	4.5V	4.0	-		
低电平负载电压	V _{OL}	I _{OH} = 100uA	1.65V~5.5V	0.01	-	V	
		I _{OH} = 4 mA	1.65V	0.11	-		
		I _{OH} = 8 mA	2.3V	0.11	-		
		I _{OH} = 16 mA	3V	0.2	-		
		I _{OH} = 32 mA	4.5V	0.35	-		
输入电流	I _I	A	V _I = 5.5V 或 GND	0~5.5V	0.01	±5	uA
关断电流	I _{OFF}	V _I	V _I = 5.5V	0	0.01	±10	uA
		V _O	V _O = 5.5V	0	0.01	±10	
工作电流	I _{CC}	V _I = 5.5V, I _O = 0	1.65V~5.5V	0.01	10	uA	
		V _I = GND, I _O = 0		0.01	10		
工作电流变化值	ΔI_{CC}	A = V _{CC} - 0.6V	3V~5.5V	25	-	uA	



交流电学特性: $T_a=25^{\circ}\text{C}$ $V_{CC}=5.0\text{V}$, $t_r=t_f \leq 20\text{ns}$ 见测试方法。

项目	符号	测试条件	最小值	典型值	最大值	单位
最大传输延迟时间 A、B to Y	t_{PHL}	$C_L=15\text{pF}$	-	20	-	ns
	t_{PLH}	$C_L=15\text{pF}$	-	20	-	ns

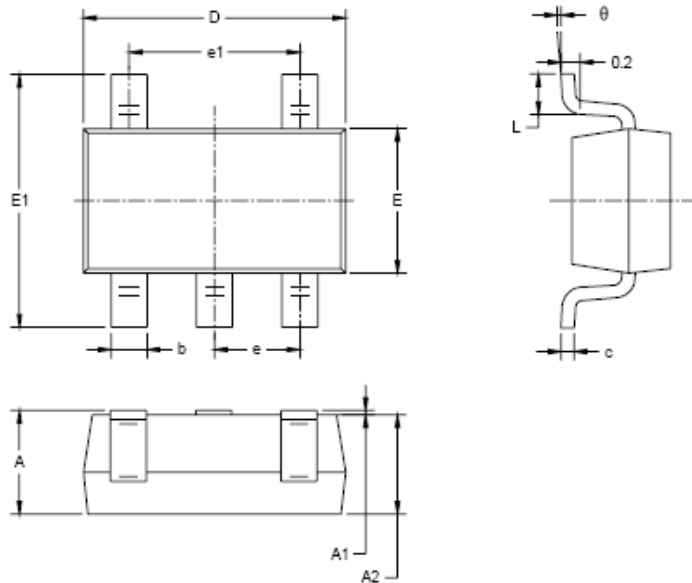


- 注: 1、 C_L 电容为外接贴片电容 (0603), 靠近输出管脚接入, 电容地靠近芯片GND;
2、Input: 端口输入电平, $f=500\text{kHz}$, $D=50\%$; $t_r=t_f \leq 20\text{ns}$;
3、Output: Y端输出测试。



电学特性

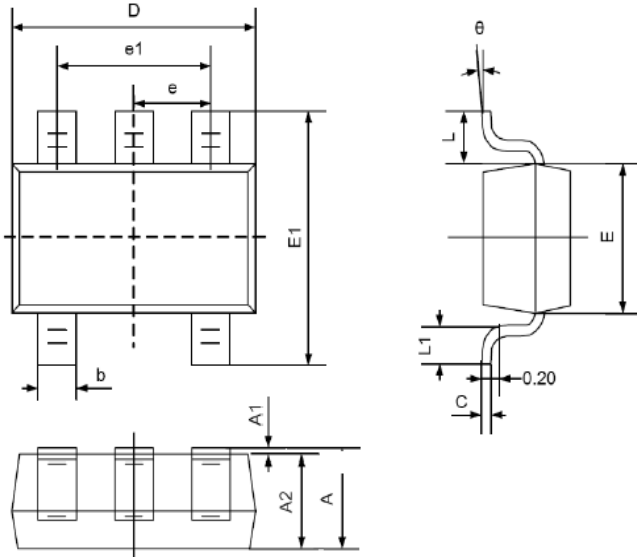
S0T-23-5L



Symbol	Dimensions In Millimeters		Dimensions In Inches	
	MIN	MAX	MIN	MAX
A	1.050	1.250	0.041	0.049
A1	0.000	0.100	0.000	0.004
A2	1.050	1.150	0.041	0.045
b	0.300	0.500	0.012	0.020
c	0.100	0.200	0.004	0.008
D	2.820	3.020	0.111	0.119
E	1.500	1.700	0.059	0.067
E1	2.650	2.950	0.104	0.116
e	0.950 BSC		0.037 BSC	
e1	1.900 BSC		0.075 BSC	
L	0.300	0.800	0.012	0.024
θ	0°	8°	0°	8°



S0-70-5L



Symbol	Dimensions In Millimeters		Dimensions In Inches	
	Min	Max	Min	Max
A	0.900	1.100	0.035	0.043
A1	0.000	0.100	0.000	0.004
A2	0.900	1.000	0.035	0.039
b	0.150	0.350	0.006	0.014
C	0.080	0.150	0.003	0.006
D	2.000	2.200	0.079	0.087
E	1.150	1.350	0.045	0.053
E1	2.150	2.450	0.085	0.096
e	0.650TYP		0.026TYP	
e1	1.200	1.400	0.047	0.055
L	0.525REF		0.021REF	
L1	0.260	0.460	0.010	0.018
θ	0°	8°	0°	8°



Attention

- Any and all HUA XUAN YANG ELECTRONICS products described or contained herein do not have specifications that can handle applications that require extremely high levels of reliability, such as life-support systems, aircraft's control systems, or other applications whose failure can be reasonably expected to result in serious physical and/or material damage. Consult with your HUA XUAN YANG ELECTRONICS representative nearest you before using any HUA XUAN YANG ELECTRONICS products described or contained herein in such applications.
- HUA XUAN YANG ELECTRONICS assumes no responsibility for equipment failures that result from using products at values that exceed, even momentarily, rated values (such as maximum ratings, operating condition ranges, or other parameters) listed in products specifications of any and all HUA XUAN YANG ELECTRONICS products described or contained herein.
- Specifications of any and all HUA XUAN YANG ELECTRONICS products described or contained herein stipulate the performance, characteristics, and functions of the described products in the independent state, and are not guarantees of the performance, characteristics, and functions of the described products as mounted in the customer's products or equipment. To verify symptoms and states that cannot be evaluated in an independent device, the customer should always evaluate and test devices mounted in the customer's products or equipment.
- HUA XUAN YANG ELECTRONICS CO.,LTD. strives to supply high-quality high-reliability products. However, any and all semiconductor products fail with some probability. It is possible that these probabilistic failures could give rise to accidents or events that could endanger human lives, that could give rise to smoke or fire, or that could cause damage to other property. When designing equipment, adopt safety measures so that these kinds of accidents or events cannot occur. Such measures include but are not limited to protective circuits and error prevention circuits for safe design, redundant design, and structural design.
- In the event that any or all HUA XUAN YANG ELECTRONICS products(including technical data, services) described or contained herein are controlled under any of applicable local export control laws and regulations, such products must not be exported without obtaining the export license from the authorities concerned in accordance with the above law.
- No part of this publication may be reproduced or transmitted in any form or by any means, electronic or mechanical, including photocopying and recording, or any information storage or retrieval system, or otherwise, without the prior written permission of HUA XUAN YANG ELECTRONICS CO.,LTD.
- Information (including circuit diagrams and circuit parameters) herein is for example only ; it is not guaranteed for volume production. HUA XUAN YANG ELECTRONICS believes information herein is accurate and reliable, but no guarantees are made or implied regarding its use or any infringements of intellectual property rights or other rights of third parties.
- Any and all information described or contained herein are subject to change without notice due to product/technology improvement, etc. When designing equipment, refer to the "Delivery Specification" for the HUA XUAN YANG ELECTRONICS product that you intend to use.

X-ON Electronics

Largest Supplier of Electrical and Electronic Components

Click to view similar products for [Flip-Flops](#) category:

Click to view products by [HXY MOS](#) manufacturer:

Other Similar products are found below :

[NLV74HC74ADTR2G](#) [74F574SC](#) [TC7W74FUTE12LF](#) [NLV14013BDR2G](#) [NLV74HC74ADR2G](#) [MC10EP131MNG](#) [MC74AC74DTR2](#)
[74VHC574FT\(BJ\)](#) [HT4093ARZ](#) [CD4027BE](#) [RS74HC74XQ](#) [RS574XTSS20](#) [CD40106BM-JSM](#) [74HCT273PW-Q100J](#)
[SN74ABT273PWRE4](#) [CLVC2G74QDCURG4Q1](#) [CD4067TA24.TB](#) [CD4013SA.TR](#) [AIP74HCT14TA14.TB](#) [HSN74LVC1G14DBVR](#)
[CD4013BPWRG](#) [AiP74LVC74TA14.TB](#) [CD4013BDRG](#) [CD4528SA16.TR](#) [AIP74HC273SA.TB](#) [SN74LS107N](#) [SN74LS374DWR](#)
[SN74LVC2G14DC\(LX\)](#) [MC74HC73ADG](#) [MC74HC73ADR2G](#) [74LCX16374MTDX](#) [74LVT74D,118](#) [74VHCT9273FT\(BJ\)](#)
[MM74HC374WM](#) [MM74HC74AMX](#) [74ALVCH162374PAG](#) [74LVC1G175GS,132](#) [74LVX74MTCX](#) [TC7WZ74FK,LJ\(CT](#)
[MM74HCT273WM](#) [SN74LVC74AD](#) [SN74HC273DWR](#) [M74HC374RM13TR](#) [M74HC175B1R](#) [M74HC174RM13TR](#) [74ALVTH32374ZKER](#)
[74AUP1G74DC,125](#) [74VHC374FT\(BJ\)](#) [74VHCV374FT\(BJ\)](#) [74VHCV574FT\(BJ\)](#)