



Features

- Planar Die Construction
- 500mW Power Dissipation on Ceramic PCB
- General Purpose, Medium Current
- Ideally Suited for Automated Assembly Processes
- Available in Lead Free Version



SOD-123

Package Marking and Ordering Information

Product ID	Pack	Marking	Qty(PCS)
MMSZ4678- MMSZ4717	SOD-123	XX	3000

XX=Device code, see table on page2 the marking code.

The marking bar indicates the cathode.



Absolute Maximum Ratings(Ta=25°C)

Characteristic	Symbol	Value	Unit
Forward voltage @I _F =10mA	V _F	0.85	V
Power Dissipation	P _D	500	mW
Thermal Resistance, Junction to Ambient Air	R _{θJA}	556	°C/W
Junction Temperature	T _j	150	°C
Storage Temperature Range	T _{stg}	-55 ~ +150	°C

Notes: Device mounted on ceramic PCB;5.0mm×7.0mm with pad areas 35 mm²



Electrical Characteristics (Ta=25°C unless otherwise specified)

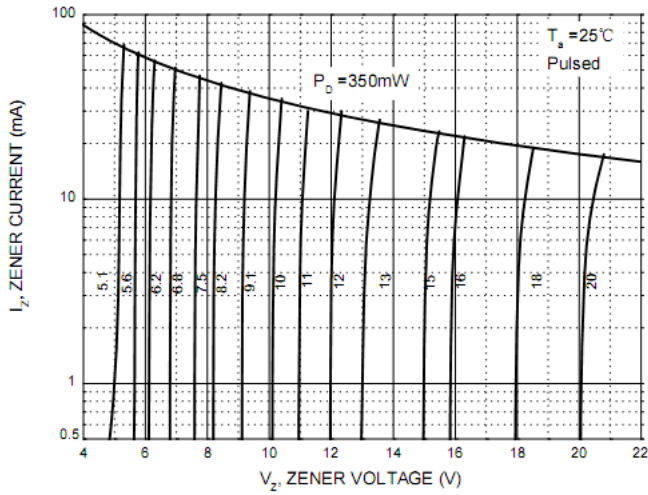
Type Number	Type Code	Zener Voltage Range (Note 2)				Maximum Zener Impedance (Note 3)			Maximum Reverse Current		Typical Temperature Coefficient @I _{ZTC}		Test Current I _{ZTC}
		V _Z @I _{ZT}			I _{ZT}	Z _{ZT} @I _{ZT}	Z _{ZK} @I _{ZK}	I _{ZK}	I _R	V _R	mV/°C		
		Nom(V)	Min(V)	Max(V)	mA	Ω		mA	μA	V	Min	Max	
MMSZ5221B	C1	2.4	2.35	2.45	5	100	600	1.0	50	1.0	-3.5	0	5
MMSZ5223B	C3	2.7	2.65	2.75	5	100	600	1.0	20	1.0	-3.5	0	5
MMSZ5225B	C5	3.0	2.94	3.06	5	95	600	1.0	10	1.0	-3.5	0	5
MMSZ5226B	G1	3.3	3.23	3.37	5	95	600	1.0	5	1.0	-3.5	0	5
MMSZ5227B	G2	3.6	3.53	3.67	5	90	600	1.0	5	1.0	-3.5	0	5
MMSZ5228B	G3	3.9	3.82	3.98	5	90	600	1.0	0.5	1.0	-3.5	0	5
MMSZ5229B	G4	4.3	4.21	4.39	5	90	600	1.0	0.5	1.0	-3.5	0	5
MMSZ5230B	G5	4.7	4.61	4.79	5	80	500	1.0	3	2.0	-3.5	0.2	5
MMSZ5231B	E1	5.1	5.00	5.20	5	60	480	1.0	2	2.0	-2.7	1.2	5
MMSZ5232B	E2	5.6	5.49	5.71	5	40	400	1.0	1	2.0	2.0	2.5	5
MMSZ5234B	E4	6.2	6.08	6.32	5	9.5	150	1.0	3	4.0	0.4	3.7	5
MMSZ5235B	E5	6.8	6.66	6.94	5	14.2	76	1.0	2	4.0	1.2	4.5	5
MMSZ5236B	F1	7.5	7.35	7.65	5	14.2	76	1.0	1	5.0	2.5	5.3	5
MMSZ5237B	F2	8.2	8.04	8.36	5	14.2	76	1.0	0.7	5.0	3.2	6.2	5
MMSZ5239B	F4	9.1	8.92	9.28	5	14.2	95	1.0	0.5	7.0	3.8	7.0	5
MMSZ5240B	F5	10	9.80	10.20	5	19	142.5	1.0	0.2	8.0	4.5	8.0	5
MMSZ5241B	H1	11	10.78	11.22	5	19	142.5	1.0	0.1	8.0	5.4	9.0	5
MMSZ5242B	H2	12	11.76	12.24	5	23.7	150	1.0	0.1	8.0	6.0	10.0	5
MMSZ5243B	H3	13	12.74	13.30	5	28.5	190	1.0	0.1	8.0	7.0	11.0	5
MMSZ5245B	H5	15	14.70	15.30	5	28.5	190	1.0	0.1	11.0	9.2	13.0	5
MMSZ5246B	J1	16	15.68	16.30	5	38	190	1.0	0.1	11.0	10.4	14.0	5
MMSZ5248B	J3	18	17.60	18.40	5	42.7	213	1.0	0.1	13.0	12.4	16.0	5
MMSZ5250B	J5	20	19.60	20.40	5	52.2	213	1.0	0.1	14.0	14.4	18.0	5
MMSZ5251B	K1	22	21.56	22.44	5	52.2	237	1.0	0.1	15.0	16.4	20.0	5
MMSZ5252B	K2	24	23.52	24.50	5	66.5	250	1.0	0.1	17.0	18.4	22.0	5
MMSZ5254B	K4	27	26.46	27.54	2	75	295	0.5	0.1	19.0	21.4	25.3	2
MMSZ5256B	M1	30	29.40	30.60	2	75	295	0.5	0.1	21.0	24.4	29.4	2
MMSZ5257B	M2	33	32.34	33.66	2	75	320	0.5	0.1	23.0	27.4	33.4	2
MMSZ5258B	M3	36	35.28	36.72	2	85	345	0.5	0.1	25.0	30.4	37.4	2
MMSZ5259B	M4	39	38.22	39.78	2	125	345	0.5	0.1	27.0	33.4	41.2	2
MMSZ5260B	M5	43	42.14	43.86	2	145	370	0.5	0.1	30.0	37.6	46.6	2

- Notes: 1. Device mounted on ceramic PCB:7.6mm x 9.4mm x 0.87mm with pad areas 25mm²
 2. Short duration test pulse used to minimize self-heating effect
 3. f = 1kHz

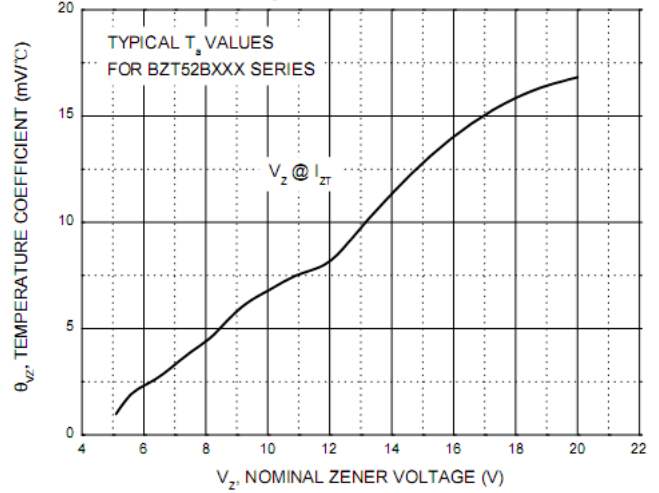


Typical Characteristics

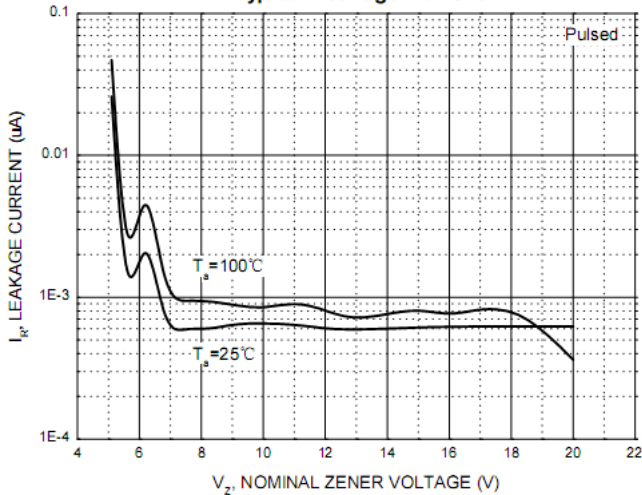
Zener Characteristics (V_z 5.1V to 20 V)



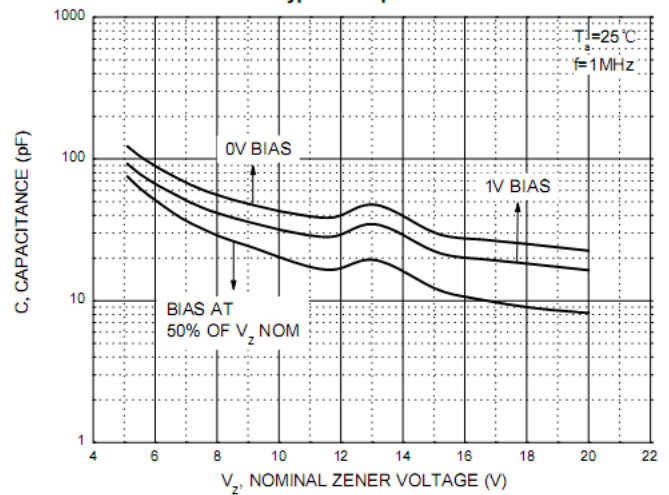
Temperature Coefficients



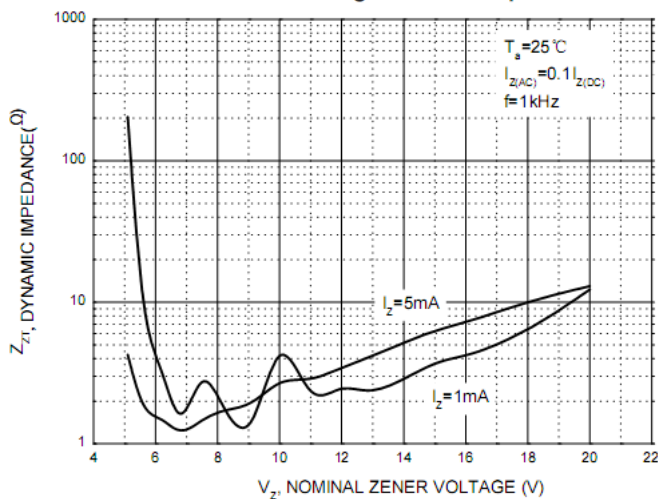
Typical Leakage Current



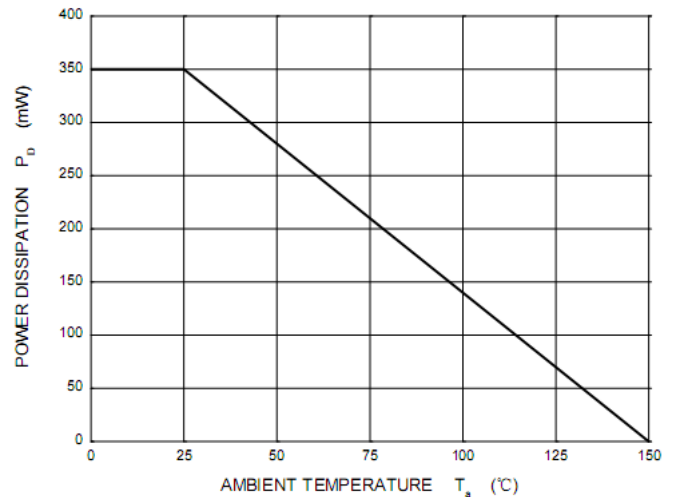
Typical Capacitance



Effect of Zener Voltage on Zener Impedance

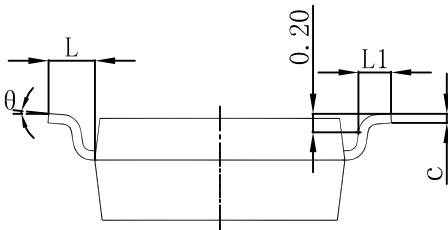
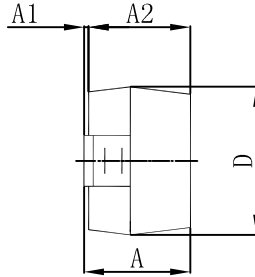
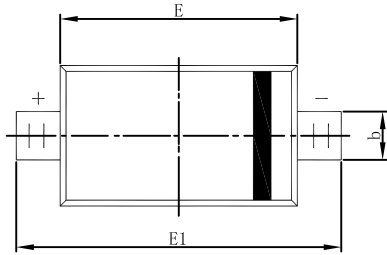


Power Derating Curve

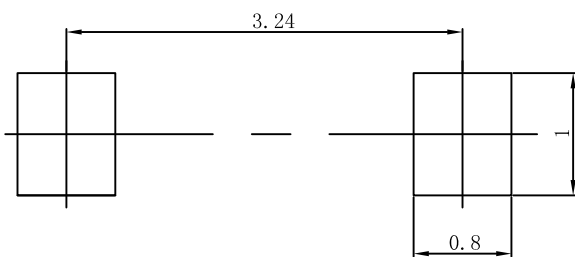




SOD-123 Package Outline Dimensions



Symbol	Dimensions In Millimeters		Dimensions In Inches	
	Min	Max	Min	Max
A	1.050	1.250	0.041	0.049
A1	0.000	0.100	0.000	0.004
A2	1.050	1.150	0.041	0.045
b	0.450	0.650	0.018	0.026
c	0.080	0.150	0.003	0.006
D	1.500	1.700	0.059	0.067
E	2.600	2.800	0.102	0.110
E1	3.550	3.850	0.140	0.152
L	0.500 REF		0.020 REF	
L1	0.250	0.450	0.010	0.018
θ	0°	8°	0°	8°



- Note:**
1. Controlling dimension: in millimeters.
 2. General tolerance: $\pm 0.05\text{mm}$.
 3. The pad layout is for reference purposes only.



Attention

- Any and all HUA XUAN YANG ELECTRONICS products described or contained herein do not have specifications that can handle applications that require extremely high levels of reliability, such as life-support systems, aircraft's control systems, or other applications whose failure can be reasonably expected to result in serious physical and/or material damage. Consult with your HUA XUAN YANG ELECTRONICS representative nearest you before using any HUA XUAN YANG ELECTRONICS products described or contained herein in such applications.
- HUA XUAN YANG ELECTRONICS assumes no responsibility for equipment failures that result from using products at values that exceed, even momentarily, rated values (such as maximum ratings, operating condition ranges, or other parameters) listed in products specifications of any and all HUA XUAN YANG ELECTRONICS products described or contained herein.
- Specifications of any and all HUA XUAN YANG ELECTRONICS products described or contained herein stipulate the performance, characteristics, and functions of the described products in the independent state, and are not guarantees of the performance, characteristics, and functions of the described products as mounted in the customer's products or equipment. To verify symptoms and states that cannot be evaluated in an independent device, the customer should always evaluate and test devices mounted in the customer's products or equipment.
- HUA XUAN YANG ELECTRONICS CO.,LTD. strives to supply high-quality high-reliability products. However, any and all semiconductor products fail with some probability. It is possible that these probabilistic failures could give rise to accidents or events that could endanger human lives, that could give rise to smoke or fire, or that could cause damage to other property. When designing equipment, adopt safety measures so that these kinds of accidents or events cannot occur. Such measures include but are not limited to protective circuits and error prevention circuits for safe design, redundant design, and structural design.
- In the event that any or all HUA XUAN YANG ELECTRONICS products(including technical data, services) described or contained herein are controlled under any of applicable local export control laws and regulations, such products must not be exported without obtaining the export license from the authorities concerned in accordance with the above law.
- No part of this publication may be reproduced or transmitted in any form or by any means, electronic or mechanical, including photocopying and recording, or any information storage or retrieval system, or otherwise, without the prior written permission of HUA XUAN YANG ELECTRONICS CO.,LTD.
- Information (including circuit diagrams and circuit parameters) herein is for example only ; it is not guaranteed for volume production. HUA XUAN YANG ELECTRONICS believes information herein is accurate and reliable, but no guarantees are made or implied regarding its use or any infringements of intellectual property rights or other rights of third parties.
- Any and all information described or contained herein are subject to change without notice due to product/technology improvement, etc. When designing equipment, refer to the "Delivery Specification" for the HUA XUAN YANG ELECTRONICS product that you intend to use.

X-ON Electronics

Largest Supplier of Electrical and Electronic Components

Click to view similar products for [Zener Diodes](#) category:

Click to view products by [HXY MOS](#) manufacturer:

Other Similar products are found below :

[RKZ13B2KG#P1](#) [DL5234B](#) [EDZTE6113B](#) [1N4682](#) [1N4693](#) [1N4732A](#) [1N4736A](#) [1N4750A](#) [1N4759ARL](#) [1N5241B](#) [1N5365B](#) [1N5369B](#)
[1N747A](#) [1N964B](#) [1N966B](#) [1N968B](#) [1N972B](#) [JANS1N4974US](#) [JANTX1N5907](#) [1N4692](#) [1N4700](#) [1N4702](#) [1N4704](#) [1N4711](#) [1N4714](#)
[1N4745ARL](#) [1N4752ARL](#) [1N4760ARL](#) [1N5221B](#) [1N5242BTR](#) [1N5350B](#) [1N5352B](#) [1N961BRR1](#) [1N964BRL](#) [RKZ5.1BKU#P6](#)
[3SMAJ5946B-TP](#) [3SMAJ5950B-TP](#) [3SMBJ5925B-TP](#) [MMSZ5230BQ-13-F](#) [MMSZ5232BQ-13-F](#) [BZX84C7V5](#) [3SMAJ5945B-TP](#)
[3SMAJ5947B-TP](#) [3SMBJ5941B-TP](#) [DL4732A-T3](#) [DZ2S240M0L](#) [SMAZ27-TP](#) [ZMM5224B-7](#) [RD16UM-T1-A](#) [RD39S-T1-A](#)