



Features

For surface mounted applications in order to optimize board space.

Low profile package

Glass passivated junction

Low inductance

Plastic package has Underwriters Laboratory

Flammability



SOD-123F

Mechanical Data

Case: JEDEC UOD-123FL molded plastic body

Terminals: Solderable per MIL-STD-750, Method 2026A

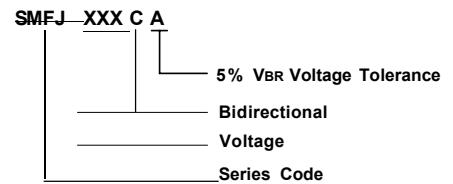
Polarity: Polarity symbol marking on body

Mounting Position: Any

Weight: 0.00 ± 0.02 grams

Marking: Date Code and Marking Code See Page 2

Part Number Code



Maximum Ratings and Electrical characteristics

Ratings at 25 C ambient temperature unless otherwise specified.

Parameter	Symbol	Value	Unit
Peak Pulse Power Dissipation on TA=25C (Note 1, 2, 5, Fig1)	PppM	200	W
Peak Forward Surge Current (Note 3)	FSM (UNI)	30	A
Peak Pulse Current on 10/1000 us waveform (Note 1) Fig 2	IpPM	see Table 1	A
Steady State Power Dissipation (Note 4)	PwAM	1.0	W
Operating Junction and Storage Range	Tj, Tsre	-55 to +150	°C
Typical Thermal Resistance	RgJA	180	°C/W

NOTES

1. Non-repetitive current pulse per Fig 3 and derated above Ta=25°C per Fig 2
2. Mounted on 5mm² copper pads to each terminal
3. 8.3ms single half sinewave, or equivalent square wave duty cycle=4 pulses per minutes maximum
4. lead temperature at Tt=75 °C
5. Peak pulse power waveform is tp=10/1000us
6. A transient suppressor is selected according to the working peak reverse voltage (V_{rrm}), Which Should be equal to or greater than the DC or continuous peak operating voltage level



Electrical Characteristics (T_A=25°C)

Type		Marking		VRMW	Breakdown voltage		Test Current	Reverse Leakage	Max. Clamp voltage	Peak Pulse Current
					@T					
					Min	Max	T	IR @VRW	M VC @ IPP	IPP
Uni	Bi	Uni	Bi	V	V	V	mA	μA	V	A
SMF5.0A	SMF5.0C	AE	NE	5	6.4	7	10	400	9.2	21.7
SMF6.0A	SMF6.0CA	AG	NG	6	6.67	7.37	10	400	10.3	19.4
SMF6.5A	SMF6.5CA	AK	NK	6.5	7.22	7.98	10	250	11.2	17.9
SMF7.0A	SMF7.0CA	AM	NM	7	7.78	8.6	10	100	12	16.7
SMF7.5A	SMF7.5CA	AP	NP	7.5	8.33	9.21	1	50	12.9	15.5
SMF8.0A	SMF8.0CA	AR	NR	8	8.89	9.83	1	25	13.6	14.7
SMF8.5A	SMF8.5CA	AT	NT	8.5	9.44	10.4	1	10	14.4	13.9
SMF9.0A	SMF9.0CA	AV	NV	9	10	11.1	1	5	15.4	13
SMF10A	SMF10CA	AX	NX	10	11.1	12.3	1	2.5	17	11.8
SMF11A	SMF11CA	AZ	NZ	11	12.2	13.5	1	2.5	18.2	11
SMF12A	SMF12CA	BE	OE	12	13.3	14.7	1	2.5	19.9	10.1
SMF13A	SMF13CA	BG	OG	13	14.4	15.9	1	1	21.5	9.3
SMF14A	SMF14CA	BK	OK	14	15.6	17.2	1	1	23.2	8.6
SMF15A	SMF15CA	BM	OM	15	16.7	18.5	1	1	24.4	8.2
SMF16A	SMF16CA	BP	OP	16	17.8	19.7	1	1	26	7.7
SMF17A	SMF17CA	BR	OR	17	18.9	20.9	1	1	27.6	7.2
SMF18A	SMF18CA	BT	OT	18	20	22.1	1	1	29.2	6.8
SMF20A	SMF20CA	BV	OV	20	22.2	24.5	1	1	32.4	6.2
SMF22A	SMF22CA	BX	OX	22	24.4	26.9	1	1	35.5	5.6
SMF24A	SMF24CA	BZ	OZ	24	26.7	29.5	1	1	38.9	5.1
SMF26A	SMF26CA	CE	PE	26	28.9	31.9	1	1	42.1	4.8
SMF28A	SMF28CA	CG	PG	28	31.1	34.4	1	1	45.4	4.4
SMF30A	SMF30CA	CK	PK	30	33.3	36.8	1	1	48.4	4.1
SMF33A	SMF33CA	CM	PM	33	36.7	40.6	1	1	53.3	3.8
SMF36A	SMF36CA	CP	PP	36	40	44.2	1	1	58.1	3.4
SMF40A	SMF40CA	CR	PR	40	44.4	49.1	1	1	64.5	3.1
SMF43A	SMF43CA	CT	PT	43	47.8	52.8	1	1	69.4	2.9
SMF45A	SMF45CA	CV	PV	45	50	55.3	1	1	72.7	2.8
SMF48A	SMF48CA	CX	PX	48	53.3	58.9	1	1	77.4	2.6
SMF51A	SMF51CA	CZ	PZ	51	56.7	62.7	1	1	82.4	2.4
SMF54A	SMF54CA	DE	PA	54	60	66.3	1	1	87.1	2.3
SMF58A	SMF58CA	DG	PC	58	64.4	71.2	1	1	93.6	2.1
SMF60A	SMF60CA	DK	CDK	60	66.7	73.7	1	1	96.8	1.8
SMF64A	SMF64CA	DM	CDM	64	71.1	78.6	1	1	103	1.7
SMF70A	SMF70CA	DP	CDP	70	77.8	86	1	1	113	1.5
SMF75A	SMF75CA	DR	CDR	75	83.3	92.1	1	1	121	1.4
SMF78A	SMF78CA	DT	CDT	78	86.7	95.8	1	1	126	1.4
SMF85A	SMF85CA	DV	CDV	85	94.4	104	1	1	137	1.3
SMF90A	SMF90CA	DX	CDX	90	100	111	1	1	146	1.2
SMF100A	SMF100CA	DZ	CDZ	100	111	123	1	1	162	1.1
SMF110A	SMF110CA	EE	CEE	110	122	135	1	1	177	1
SMF120A	SMF120CA	EG	CEG	120	133	147	1	1	193	0.9
SMF130A	SMF130CA	EK	CEK	130	144	159	1	1	209	0.8
SMF150A	SMF150CA	EM	CEM	150	167	185	1	1	243	0.7
SMF160A	SMF160CA	EP	CEP	160	178	197	1	1	259	0.7
SMF170A	SMF170CA	ER	CER	170	189	209	1	1	275	0.6
SMF180A	SMF180CA	ET	CET	180	201	222	1	1	292	0.5
SMF190A	SMF190CA	EV	CEV	190	211	232	1	1	308	0.5
SMF200A	SMF200CA	EX	CEX	200	224	247	1	1	324	0.5
SMF220A	SMF220CA	E22	CE22	220	246	272	1	1	356	0.5
SMF250A	SMF250CA	E25	CE25	250	279	309	1	1	405	0.5
SMF300A	SMF300CA	E30	CE30	300	335	371	1	1	486	0.45
SMF350A	SMF350CA	E35	CE35	350	391	432	1	1	567	0.4
SMF400A	SMF400CA	E40	CE40	400	447	494	1	1	648	0.35
SMF440A	SMF440CA	E44	CE44	440	492	543	1	1	713	0.3



Typical Characteristics

Fig.1 Peak Pulse Power Rating Curve

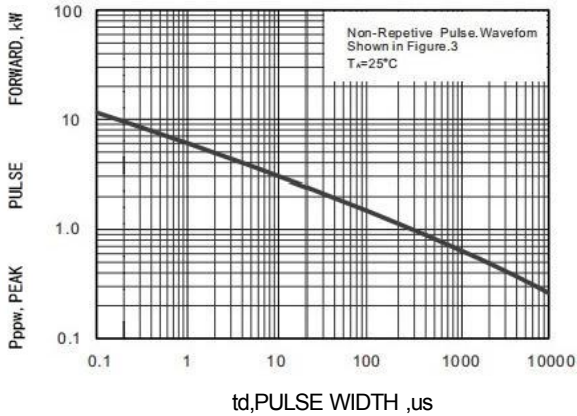


Fig.2 Forward Current Derating Curve

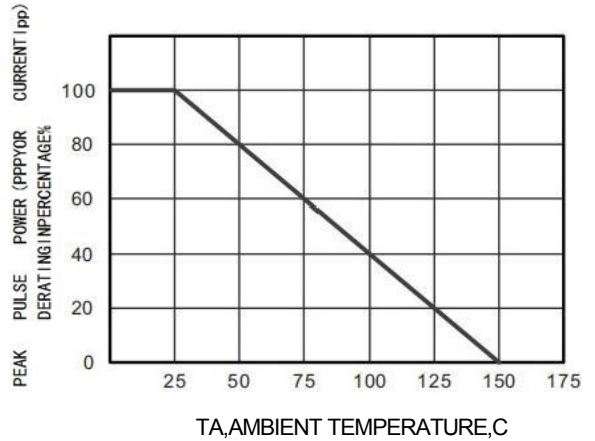


Fig.3 Pulse Waveform

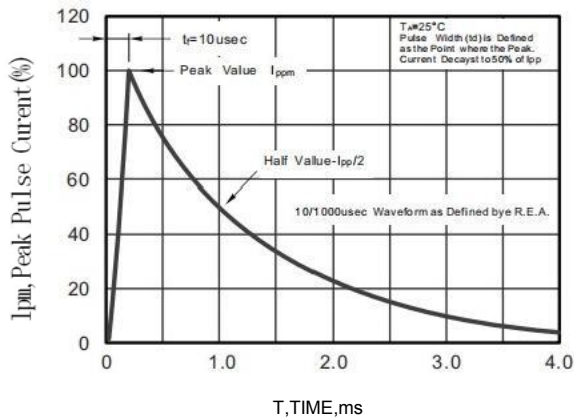
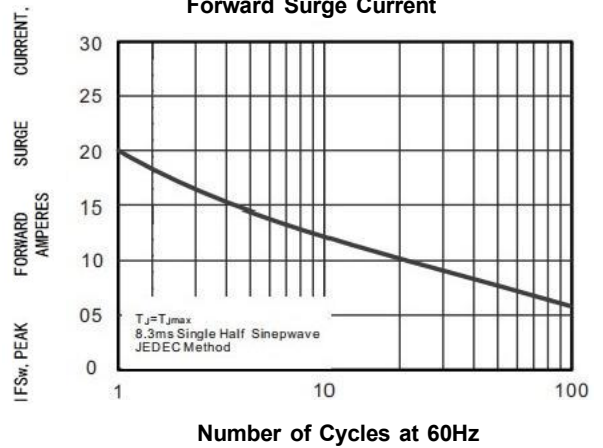
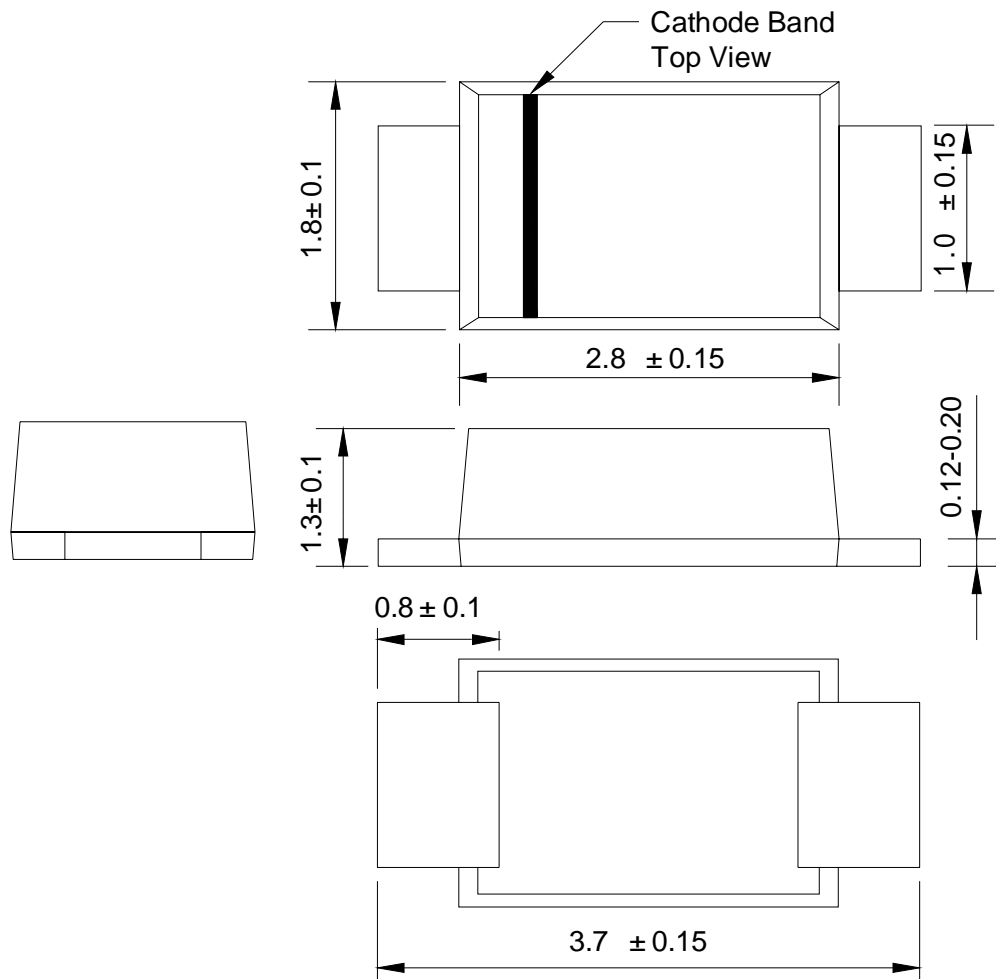


Fig.4 Maximum Non-Repetitive Peak Forward Surge Current





SOD-123F Package Outline Dimensions





Attention

- Any and all HUA XUAN YANG ELECTRONICS products described or contained herein do not have specifications that can handle applications that require extremely high levels of reliability, such as life-support systems, aircraft's control systems, or other applications whose failure can be reasonably expected to result in serious physical and/or material damage. Consult with your HUA XUAN YANG ELECTRONICS representative nearest you before using any HUA XUAN YANG ELECTRONICS products described or contained herein in such applications.
- HUA XUAN YANG ELECTRONICS assumes no responsibility for equipment failures that result from using products at values that exceed, even momentarily, rated values (such as maximum ratings, operating condition ranges, or other parameters) listed in products specifications of any and all HUA XUAN YANG ELECTRONICS products described or contained herein.
- Specifications of any and all HUA XUAN YANG ELECTRONICS products described or contained herein stipulate the performance, characteristics, and functions of the described products in the independent state, and are not guarantees of the performance, characteristics, and functions of the described products as mounted in the customer's products or equipment. To verify symptoms and states that cannot be evaluated in an independent device, the customer should always evaluate and test devices mounted in the customer's products or equipment.
- HUA XUAN YANG ELECTRONICS CO.,LTD. strives to supply high-quality high-reliability products. However, any and all semiconductor products fail with some probability. It is possible that these probabilistic failures could give rise to accidents or events that could endanger human lives, that could give rise to smoke or fire, or that could cause damage to other property. When designing equipment, adopt safety measures so that these kinds of accidents or events cannot occur. Such measures include but are not limited to protective circuits and error prevention circuits for safe design, redundant design, and structural design.
- In the event that any or all HUA XUAN YANG ELECTRONICS products(including technical data, services) described or contained herein are controlled under any of applicable local export control laws and regulations, such products must not be exported without obtaining the export license from the authorities concerned in accordance with the above law.
- No part of this publication may be reproduced or transmitted in any form or by any means, electronic or mechanical, including photocopying and recording, or any information storage or retrieval system, or otherwise, without the prior written permission of HUA XUAN YANG ELECTRONICS CO.,LTD.
- Information (including circuit diagrams and circuit parameters) herein is for example only ; it is not guaranteed for volume production. HUA XUAN YANG ELECTRONICS believes information herein is accurate and reliable, but no guarantees are made or implied regarding its use or any infringements of intellectual property rights or other rights of third parties.
- Any and all information described or contained herein are subject to change without notice due to product/technology improvement, etc. When designing equipment, refer to the "Delivery Specification" for the HUA XUAN YANG ELECTRONICS product that you intend to use.

X-ON Electronics

Largest Supplier of Electrical and Electronic Components

Click to view similar products for [ESD Suppressors / TVS Diodes](#) category:

Click to view products by [HXY MOS](#) manufacturer:

Other Similar products are found below :

[60KS200C](#) [D18V0L1B2LP-7B](#) [D5V0F4U5P5-7](#) [NTE4902](#) [P4KE27CA](#) [P6KE11CA](#) [P6KE8.2A](#) [SA60CA](#) [SA64CA](#) [SMBJ12CATR](#)
[SMBJ33CATR](#) [SMBJ6.5A](#) [SMBJ8.0A](#) [ESD101-B1-02ELS E6327](#) [ESD112-B1-02EL E6327](#) [ESD7451N2T5G](#) [19180-510](#) [CPDT-5V0USP-](#)
[HF](#) [3.0SMCJ33CA-F](#) [3.0SMCJ36A-F](#) [HSPC16701B02TP](#) [JANTX1N6126A](#) [D3V3Q1B2DLP3-7](#) [D55V0M1B2WS-7](#) [SCM1293A-04SO](#)
[ESD200-B1-CSP0201 E6327](#) [SM12-7](#) [CEN955 W/DATA](#) [VESD12A1A-HD1-GS08](#) [CPDQC5V0-HF](#) [D1213A-01LP4-7B](#) [ESD101-B1-02EL](#)
[E6327](#) [AOZ8808DI-03](#) [5KP15A](#) [5KP48A](#) [5KP90A](#) [ESD3V3D7-TP](#) [15KPA36A-LF](#) [P4KE56CA](#) [P4KE68A](#) [P4KE91CATR](#) [P6KE120A](#)
[P6KE13CA](#) [P6KE43CA](#) [P6KE6.8CA](#) [P6KE8.2](#) [P6SMBJ20CA](#) [JANTX1N6072A](#) [SR2835ESKG](#) [SA90CA](#)