



## Features

For surface mounted applications in order to optimize board space.

Low profile package

Glass passivated junction

Low inductance

Plastic package has Underwriters Laboratory

Flammability



SOD-123F

## Mechanical Data

Case: JEDEC UOD-123FL molded plastic body

Terminals: Solderable per MIL-STD-750, Method 2026A

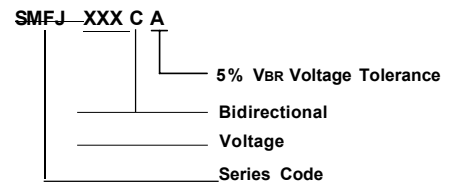
Polarity: Polarity symbol marking on body

Mounting Position: Any

Weight: 0.00 ± 0.02 grams

Marking: Date Code and Marking Code See Page 2

## Part Number Code



## Maximum Ratings and Electrical characteristics

Ratings at 25 C ambient temperature unless otherwise specified.

| Parameter   | Symbol    | Value       | Unit |
|---|-----------|-------------|------|
| Peak Pulse Power Dissipation on TA=25C (Note 1, 2, 5, Fig1) | PppM      | 200         | W    |
| Peak Forward Surge Current (Note 3)                         | FSM (UNI) | 30          | A    |
| Peak Pulse Current on 10/1000 us waveform (Note 1) Fig 2    | IpPM      | see Table 1 | A    |
| Steady State Power Dissipation (Note 4)                     | PwAM      | 1.0         | W    |
| Operating Junction and Storage Range                        | Tj, Tsre  | -55 to +150 | °C   |
| Typical Thermal Resistance                                  | RgJA      | 180         | °C/W |

### NOTES

1. Non-repetitive current pulse per Fig 3 and derated above Ta=25°C per Fig 2
2. Mounted on 5mm<sup>2</sup> copper pads to each terminal
3. 8.3ms single half sinewave, or equivalent square wave duty cycle=4 pulses per minutes maximum
4. lead temperature at Tt=75 °C
5. Peak pulse power waveform is tp=10/1000us
6. A transient suppressor is selected according to the working peak reverse voltage (V<sub>rrm</sub>), Which Should be equal to or greater than the DC or continuous peak operating voltage level



**Electrical Characteristics (T<sub>A</sub>=25°C)**

| Type    |          | Marking |      | VRMW | Breakdown voltage |      | Test Current | Reverse Leakage | Max. Clamp voltage | Peak Pulse Current |
|---------|----------|---------|------|------|-------------------|------|--------------|-----------------|--------------------|--------------------|
|         |          |         |      |      | @T                |      |              |                 |                    |                    |
|         |          |         |      |      | Min               | Max  | T            | IR @VRW         | M VC @ IPP         | IPP                |
| Uni     | Bi       | Uni     | Bi   | V    | V                 | V    | mA           | μA              | V                  | A                  |
| SMF5.0A | SMF5.0C  | AE      | NE   | 5    | 6.4               | 7    | 10           | 400             | 9.2                | 21.7               |
| SMF6.0A | SMF6.0CA | AG      | NG   | 6    | 6.67              | 7.37 | 10           | 400             | 10.3               | 19.4               |
| SMF6.5A | SMF6.5CA | AK      | NK   | 6.5  | 7.22              | 7.98 | 10           | 250             | 11.2               | 17.9               |
| SMF7.0A | SMF7.0CA | AM      | NM   | 7    | 7.78              | 8.6  | 10           | 100             | 12                 | 16.7               |
| SMF7.5A | SMF7.5CA | AP      | NP   | 7.5  | 8.33              | 9.21 | 1            | 50              | 12.9               | 15.5               |
| SMF8.0A | SMF8.0CA | AR      | NR   | 8    | 8.89              | 9.83 | 1            | 25              | 13.6               | 14.7               |
| SMF8.5A | SMF8.5CA | AT      | NT   | 8.5  | 9.44              | 10.4 | 1            | 10              | 14.4               | 13.9               |
| SMF9.0A | SMF9.0CA | AV      | NV   | 9    | 10                | 11.1 | 1            | 5               | 15.4               | 13                 |
| SMF10A  | SMF10CA  | AX      | NX   | 10   | 11.1              | 12.3 | 1            | 2.5             | 17                 | 11.8               |
| SMF11A  | SMF11CA  | AZ      | NZ   | 11   | 12.2              | 13.5 | 1            | 2.5             | 18.2               | 11                 |
| SMF12A  | SMF12CA  | BE      | OE   | 12   | 13.3              | 14.7 | 1            | 2.5             | 19.9               | 10.1               |
| SMF13A  | SMF13CA  | BG      | OG   | 13   | 14.4              | 15.9 | 1            | 1               | 21.5               | 9.3                |
| SMF14A  | SMF14CA  | BK      | OK   | 14   | 15.6              | 17.2 | 1            | 1               | 23.2               | 8.6                |
| SMF15A  | SMF15CA  | BM      | OM   | 15   | 16.7              | 18.5 | 1            | 1               | 24.4               | 8.2                |
| SMF16A  | SMF16CA  | BP      | OP   | 16   | 17.8              | 19.7 | 1            | 1               | 26                 | 7.7                |
| SMF17A  | SMF17CA  | BR      | OR   | 17   | 18.9              | 20.9 | 1            | 1               | 27.6               | 7.2                |
| SMF18A  | SMF18CA  | BT      | OT   | 18   | 20                | 22.1 | 1            | 1               | 29.2               | 6.8                |
| SMF20A  | SMF20CA  | BV      | OV   | 20   | 22.2              | 24.5 | 1            | 1               | 32.4               | 6.2                |
| SMF22A  | SMF22CA  | BX      | OX   | 22   | 24.4              | 26.9 | 1            | 1               | 35.5               | 5.6                |
| SMF24A  | SMF24CA  | BZ      | OZ   | 24   | 26.7              | 29.5 | 1            | 1               | 38.9               | 5.1                |
| SMF26A  | SMF26CA  | CE      | PE   | 26   | 28.9              | 31.9 | 1            | 1               | 42.1               | 4.8                |
| SMF28A  | SMF28CA  | CG      | PG   | 28   | 31.1              | 34.4 | 1            | 1               | 45.4               | 4.4                |
| SMF30A  | SMF30CA  | CK      | PK   | 30   | 33.3              | 36.8 | 1            | 1               | 48.4               | 4.1                |
| SMF33A  | SMF33CA  | CM      | PM   | 33   | 36.7              | 40.6 | 1            | 1               | 53.3               | 3.8                |
| SMF36A  | SMF36CA  | CP      | PP   | 36   | 40                | 44.2 | 1            | 1               | 58.1               | 3.4                |
| SMF40A  | SMF40CA  | CR      | PR   | 40   | 44.4              | 49.1 | 1            | 1               | 64.5               | 3.1                |
| SMF43A  | SMF43CA  | CT      | PT   | 43   | 47.8              | 52.8 | 1            | 1               | 69.4               | 2.9                |
| SMF45A  | SMF45CA  | CV      | PV   | 45   | 50                | 55.3 | 1            | 1               | 72.7               | 2.8                |
| SMF48A  | SMF48CA  | CX      | PX   | 48   | 53.3              | 58.9 | 1            | 1               | 77.4               | 2.6                |
| SMF51A  | SMF51CA  | CZ      | PZ   | 51   | 56.7              | 62.7 | 1            | 1               | 82.4               | 2.4                |
| SMF54A  | SMF54CA  | DE      | PA   | 54   | 60                | 66.3 | 1            | 1               | 87.1               | 2.3                |
| SMF58A  | SMF58CA  | DG      | PC   | 58   | 64.4              | 71.2 | 1            | 1               | 93.6               | 2.1                |
| SMF60A  | SMF60CA  | DK      | CDK  | 60   | 66.7              | 73.7 | 1            | 1               | 96.8               | 1.8                |
| SMF64A  | SMF64CA  | DM      | CDM  | 64   | 71.1              | 78.6 | 1            | 1               | 103                | 1.7                |
| SMF70A  | SMF70CA  | DP      | CDP  | 70   | 77.8              | 86   | 1            | 1               | 113                | 1.5                |
| SMF75A  | SMF75CA  | DR      | CDR  | 75   | 83.3              | 92.1 | 1            | 1               | 121                | 1.4                |
| SMF78A  | SMF78CA  | DT      | CDT  | 78   | 86.7              | 95.8 | 1            | 1               | 126                | 1.4                |
| SMF85A  | SMF85CA  | DV      | CDV  | 85   | 94.4              | 104  | 1            | 1               | 137                | 1.3                |
| SMF90A  | SMF90CA  | DX      | CDX  | 90   | 100               | 111  | 1            | 1               | 146                | 1.2                |
| SMF100A | SMF100CA | DZ      | CDZ  | 100  | 111               | 123  | 1            | 1               | 162                | 1.1                |
| SMF110A | SMF110CA | EE      | CEE  | 110  | 122               | 135  | 1            | 1               | 177                | 1                  |
| SMF120A | SMF120CA | EG      | CEG  | 120  | 133               | 147  | 1            | 1               | 193                | 0.9                |
| SMF130A | SMF130CA | EK      | CEK  | 130  | 144               | 159  | 1            | 1               | 209                | 0.8                |
| SMF150A | SMF150CA | EM      | CEM  | 150  | 167               | 185  | 1            | 1               | 243                | 0.7                |
| SMF160A | SMF160CA | EP      | CEP  | 160  | 178               | 197  | 1            | 1               | 259                | 0.7                |
| SMF170A | SMF170CA | ER      | CER  | 170  | 189               | 209  | 1            | 1               | 275                | 0.6                |
| SMF180A | SMF180CA | ET      | CET  | 180  | 201               | 222  | 1            | 1               | 292                | 0.5                |
| SMF190A | SMF190CA | EV      | CEV  | 190  | 211               | 232  | 1            | 1               | 308                | 0.5                |
| SMF200A | SMF200CA | EX      | CEX  | 200  | 224               | 247  | 1            | 1               | 324                | 0.5                |
| SMF220A | SMF220CA | E22     | CE22 | 220  | 246               | 272  | 1            | 1               | 356                | 0.5                |
| SMF250A | SMF250CA | E25     | CE25 | 250  | 279               | 309  | 1            | 1               | 405                | 0.5                |
| SMF300A | SMF300CA | E30     | CE30 | 300  | 335               | 371  | 1            | 1               | 486                | 0.45               |
| SMF350A | SMF350CA | E35     | CE35 | 350  | 391               | 432  | 1            | 1               | 567                | 0.4                |
| SMF400A | SMF400CA | E40     | CE40 | 400  | 447               | 494  | 1            | 1               | 648                | 0.35               |
| SMF440A | SMF440CA | E44     | CE44 | 440  | 492               | 543  | 1            | 1               | 713                | 0.3                |



## Typical Characteristics

Fig.1 Peak Pulse Power Rating Curve

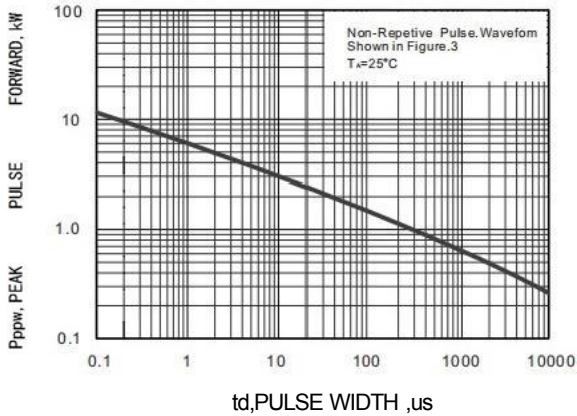


Fig.2 Forward Current Derating Curve

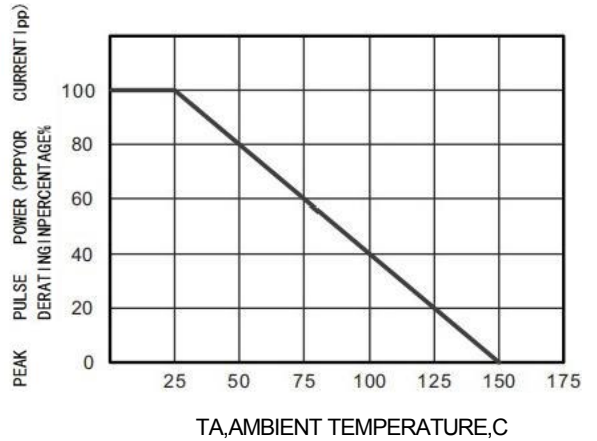


Fig.3 Pulse Waveform

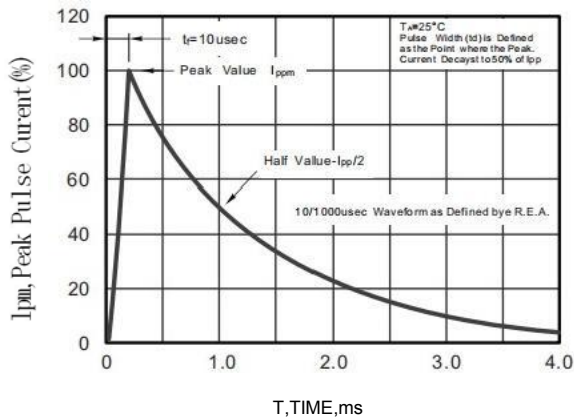
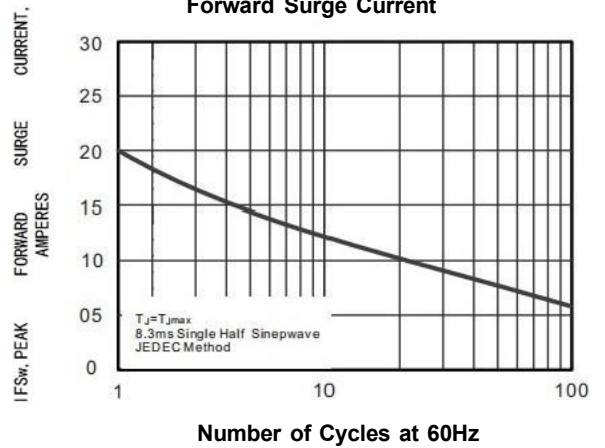
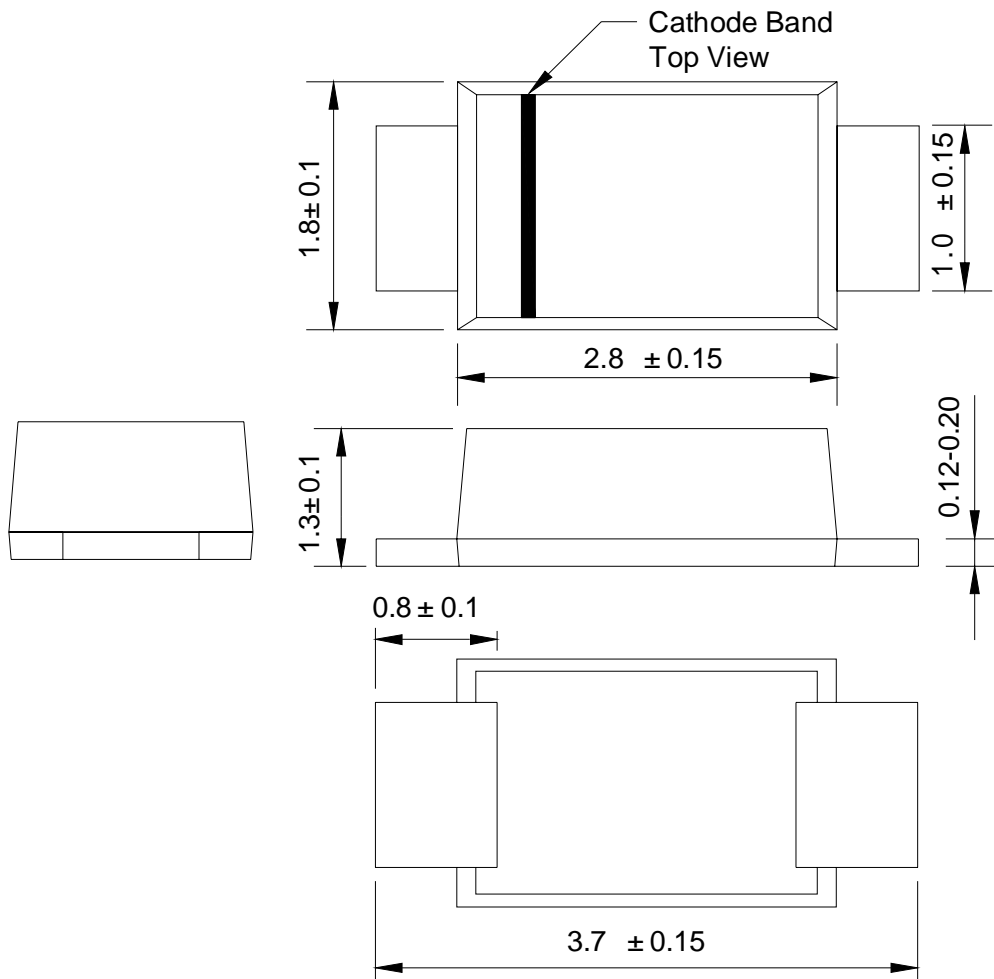


Fig.4 Maximum Non-Repetitive Peak Forward Surge Current





SOD-123F Package Outline Dimensions





### Attention

- Any and all HUA XUAN YANG ELECTRONICS products described or contained herein do not have specifications that can handle applications that require extremely high levels of reliability, such as life-support systems, aircraft's control systems, or other applications whose failure can be reasonably expected to result in serious physical and/or material damage. Consult with your HUA XUAN YANG ELECTRONICS representative nearest you before using any HUA XUAN YANG ELECTRONICS products described or contained herein in such applications.
- HUA XUAN YANG ELECTRONICS assumes no responsibility for equipment failures that result from using products at values that exceed, even momentarily, rated values (such as maximum ratings, operating condition ranges, or other parameters) listed in products specifications of any and all HUA XUAN YANG ELECTRONICS products described or contained herein.
- Specifications of any and all HUA XUAN YANG ELECTRONICS products described or contained herein stipulate the performance, characteristics, and functions of the described products in the independent state, and are not guarantees of the performance, characteristics, and functions of the described products as mounted in the customer's products or equipment. To verify symptoms and states that cannot be evaluated in an independent device, the customer should always evaluate and test devices mounted in the customer's products or equipment.
- HUA XUAN YANG ELECTRONICS CO.,LTD. strives to supply high-quality high-reliability products. However, any and all semiconductor products fail with some probability. It is possible that these probabilistic failures could give rise to accidents or events that could endanger human lives, that could give rise to smoke or fire, or that could cause damage to other property. When designing equipment, adopt safety measures so that these kinds of accidents or events cannot occur. Such measures include but are not limited to protective circuits and error prevention circuits for safe design, redundant design, and structural design.
- In the event that any or all HUA XUAN YANG ELECTRONICS products(including technical data, services) described or contained herein are controlled under any of applicable local export control laws and regulations, such products must not be exported without obtaining the export license from the authorities concerned in accordance with the above law.
- No part of this publication may be reproduced or transmitted in any form or by any means, electronic or mechanical, including photocopying and recording, or any information storage or retrieval system, or otherwise, without the prior written permission of HUA XUAN YANG ELECTRONICS CO.,LTD.
- Information (including circuit diagrams and circuit parameters) herein is for example only ; it is not guaranteed for volume production. HUA XUAN YANG ELECTRONICS believes information herein is accurate and reliable, but no guarantees are made or implied regarding its use or any infringements of intellectual property rights or other rights of third parties.
- Any and all information described or contained herein are subject to change without notice due to product/technology improvement, etc. When designing equipment, refer to the "Delivery Specification" for the HUA XUAN YANG ELECTRONICS product that you intend to use.

## X-ON Electronics

Largest Supplier of Electrical and Electronic Components

*Click to view similar products for [ESD Suppressors / TVS Diodes](#) category:*

*Click to view products by [HXY MOS](#) manufacturer:*

Other Similar products are found below :

[60KS200C](#) [D18V0L1B2LP-7B](#) [D5V0F4U5P5-7](#) [NTE4902](#) [P4KE27CA](#) [P6KE11CA](#) [P6KE8.2A](#) [SA60CA](#) [SA64CA](#) [SMBJ12CATR](#)  
[SMBJ33CATR](#) [SMBJ6.5A](#) [SMBJ8.0A](#) [ESD101-B1-02ELS](#) [E6327](#) [ESD112-B1-02EL](#) [E6327](#) [ESD7451N2T5G](#) [19180-510](#) [CPDT-5V0USP-](#)  
[HF](#) [3.0SMCJ33CA-F](#) [3.0SMCJ36A-F](#) [HSPC16701B02TP](#) [JANTX1N6126A](#) [D3V3Q1B2DLP3-7](#) [D55V0M1B2WS-7](#) [SCM1293A-04SO](#)  
[ESD200-B1-CSP0201](#) [E6327](#) [SM12-7](#) [CEN955 W/DATA](#) [VESD12A1A-HD1-GS08](#) [CPDQC5V0-HF](#) [D1213A-01LP4-7B](#) [ESD101-B1-02EL](#)  
[E6327](#) [AOZ8808DI-03](#) [5KP15A](#) [5KP48A](#) [5KP90A](#) [ESD3V3D7-TP](#) [15KPA36A-LF](#) [P4KE56CA](#) [P4KE68A](#) [P4KE91CATR](#) [P6KE120A](#)  
[P6KE13CA](#) [P6KE43CA](#) [P6KE6.8CA](#) [P6KE8.2](#) [P6SMBJ20CA](#) [JANTX1N6072A](#) [SR2835ESKG](#) [SA90CA](#)