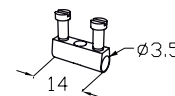
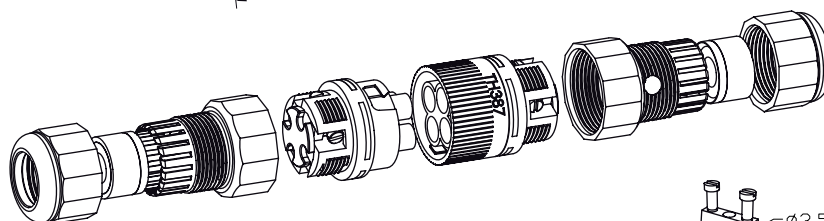
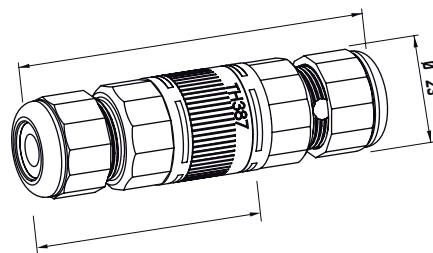


new



CE (M)⁽²⁾ RoHS IP68

Dimensioni in millimetri. *Dimensions shown in millimetres.*

Dati generali *General data*

Dati tecnici *Technical data*

N. poli	4	<i>N. poles</i>
Terminali	vite/perforazione <i>screw/piercing</i>	<i>Terminals</i>
Sezione cavo	max 4.0 mm ² (bussola STD STD terminals) 0.5 mm ² - 1.5 mm ² (bussola a perforazione <i>piercing clip terminals</i>)	<i>Cable section</i>
Diametro cavi min-max ⁽¹⁾	7.0 mm - 12.0 mm	<i>Cable diameter min-max⁽¹⁾</i>
Grado di protezione (IP)	IP68 3bar (30m-1h)	<i>Degree of protection (IP)</i>
Corrente e tensione nominale	17.5A 450V	<i>Rated current and voltage</i>
T marking	T125°C	<i>T marking</i>
Temperatura di funzionamento	-40°C to +125°C	<i>Operating temperature</i>
Categoria di sovratensione	II	<i>Impulse withstand category</i>
Tensione di tenuta ad impulso	6kV	<i>Impulse withstand voltage</i>
Grado di inquinamento	2	<i>Pollution degree</i>
Indice di tracking	PTI 175	<i>Tracking index</i>

Materie prime *Raw materials*

Corpo plastico morsetteria	PA66 GF UL94 V0 GWT 960°C nero <i>black</i> - grigio <i>grey</i> RAL7035	<i>Terminal block housing</i>
Pressacavi	PBT UL94 V0	<i>Cable glands</i>
Guarnizioni co-stampate e gommini	TPE verde <i>green</i>	<i>Co-moulded seals and grommets</i>
Bussole	ottone nichelato <i>brass nickel plated</i>	<i>Contact screw terminals</i>
Viti standard	M3 acciaio zincato passivato <i>steel zinc plated</i>	<i>Standard screws</i>
Viti perforazione	M3 acciaio zincato ottonato <i>steel zinc brass plated</i>	<i>Piercing screws</i>






Norme *Standards*

EN61984:2001












Note: (1) Per cavi $\varnothing \leq 7.0$ mm si consiglia l'utilizzo dell'accessorio codice 6000347LA. *For cable $\varnothing \leq 7.0$ mm it is recommended to use the accessory code 6000347LA.*
(2) Pending. *Pending.*


Codice Order number

Bussole Inserts

versione version	n. poli n. poles	bussola contact terminal	pz/imb pcs/box	codice order number
 PLUG	4		200	THB.387. A4A
 POWER SOCKET 			200	THB.387. B4A



Installazione a parete *Panel-mounting installation*

versione version	n. poli n. poles	bussola contact terminal	pz/imb pcs/box	codice order number
 PLUG (Panel-mounted)	4		200	THB.387. C4A
 POWER SOCKET 			200	THB.387. B4A
 PLUG	4		200	THB.387. A4A
 POWER SOCKET  (Panel-mounted)			200	THB.387. D4A
Le versioni sopra indicate sono disponibili con terminali a perforazione di isolante. The above versions are available with piercing clip terminal blocks.			200	THP.387.X4A

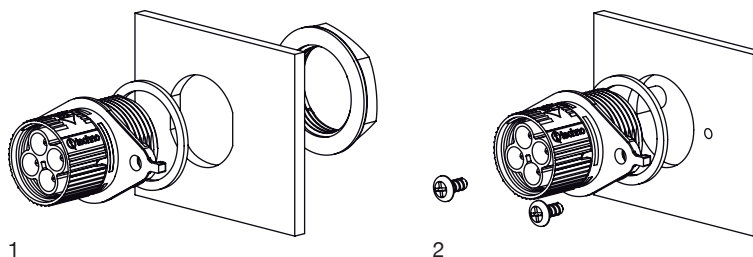
Note:   Bussole con vite. Per sezioni cavo < 1.0 mm² si consiglia l'utilizzo del puntalino. *Contact screw terminals. For cable section < 1.0 mm² we suggest to use a cable tip.*
  Bussola a perforazione max 1.5 mm². *Piercing clip terminal max 1.5 mm².*

Accessori da ordinare separatamente *Accessories must be ordered separately*

Altri accessori *Other accessories*

versione version	codice order number	descrizione description
	6000212CC	dado nero per fissaggio a parete (figura 1) <i>black nut for panel-mounting installation (figure 1)</i>
	601000600	vite per fissaggio a parete (figura 2) <i>screws for panel-mounting installation (figure 2)</i>

Note: Quantità minima ordinabile 200 pezzi. *Minimum order quantity 200 pieces.*



1

2

X-ON Electronics

Largest Supplier of Electrical and Electronic Components

Click to view similar products for [hylec manufacturer](#):

Other Similar products are found below :

[LN167001](#) [50.625 PA/3X7](#) [50.620 PA/R](#) [DESTB-1003](#) [THB.406.A1G](#) [THB.387.A4A.R](#) [K150-1032-00](#) [GHG9601955R0004](#) [K151-1032-00](#)
[HYKS-07612PP](#) [THB.382.A1A-KIT](#) [THB.390.A1AKIT](#) [THK.404.X2A00-F](#) [50.216 ES](#) [50.616M/EMVDL-F](#) [50.625 ES](#) [PA244SKIT](#)
[THB.387.A3A](#) [THB.405.A2A](#) [50.220 M-F](#) [HY435/12 FV](#) [THB110A6B-F](#) [50.216 M-F](#) [THB.387.B5A](#) [5625////1121](#) [THB.380.3ASSY](#)
[THB.405.A2G](#) [THA.209.A1A](#) [DESTB-1002](#) [THB.384.A1A](#) [K257-1012-00](#) [6000302CC](#) [TTK25BK-SD-F](#) [TTK20GY-SD-F](#) [DESTB-0403](#)
[THB.384.B1A](#) [50.625 PA/RSW](#) [HY508/3 V/3F](#) [5665/221](#) [THB.387.D4A](#) [THB.387.B4A](#) [THR.405.S5A](#) [THB.381.M2A](#) [THB.387.A5A](#)
[THB.387.C5A](#) [THB.387.D3A](#) [50.625 M/EMVDL-F](#) [THK.200.3T](#) [THB.381.A2A](#) [K160-1040-00](#)