



Product Specification

DOC. No.:EB1-AS1C-152

Rev.: B

Page: 1/10

深圳市鸿源精密器材有限公司

P/N:

RF1-2626-125CE-CT

Approved/Date

ZO
2014.08.01

Check/Date

W.P.Lu
2014.08.01

Design/date

Y.Y.Chen
2014.08.01

1. Application (应用):

This SMT type Micro coaxial RF Rec.products are designed for Mobile phones, Wireless LAN, Mini-PCI, Bluetooth, PDA, GPS, electronic measuring instruments, etc
该系列产品设计用于移动电话, 无线LAN, Mini-PCI, 蓝牙, PDA, GPS, 电子测量仪器等等.

2.Scope(范围):

This specification covers the requirements for product performance, test methods and quality assurance provisions of USS RF Receptacle(I Generation)Connectors.
本规范内容包括 USS RF 母座(第一代)射频同轴连接器的产品性能、测试方法及品质保证方面的要求。

3. Technology Parameters (技术参数)

3.1 Voltage Rating (额定电压)	60VAC (R.M.S)
3.2 Frequency Range (频率范围)	DC~6G Hz
3.3 Nominal Characteristic Impedance (特征阻抗)	50±5 Ohm
3.4 Operating Temperature Range (工作温度范围)	-40℃~+90℃
3.5 Operating Humidity (工作湿度)	95% R.H.MAX

4. Ratings (额定性能要求)

4.1 Initial Insulation Resistance (绝缘电阻)	500 M Ohm
4.2 Contact Resistance (接触电阻)	
4.2.1 Inner Contact (内导体)	20 milliohm Max. (Inial初始值) 25 milliohm Max. (After tested试验后)
4.2.2 Outer Contact (外导体)	10 milliohm Max. (Inial初始值) 15 milliohm Max. (After tested试验后)
4.3 Withstand Voltage (耐电压)	200V AC 1 Min.
4.4 V .S .W. R* (电压驻波比)	1.3Max.(0~6GHz)

5. Electrical Performance(电性性能)

No	Items (项目)	Test Condition (测试条件)	Specifications (规格)
5.1	Contact Resistance (接触电阻)	(IEC512-2-1(2a)) Solder the receptacle connector to the test board and mate the plug connector together, then measure the contact resistance as shown in figure 1 by the four terminal method. 将母座焊接在测试板上,并且将公头插入在焊好的母座上,采用四种端接方式(如下图 1)依次测量电阻值. Open circuit voltage/放电电压: 20mV MAX Circuit current/电流: 10mA MAX	Inner contact(中心导体): Initial: 20mΩ MAX After: 25mΩ MAX Ground contact(外导体) Initial: 10mΩ MAX After: 15mΩ MAX



Product Specification

DOC. No.:EB1-AS1C-152

Rev.: B

Page: 2/10

深圳市鸿源精密器材有限公司

P/ N:

RF1-2626-125CE-CT

Approved/Date

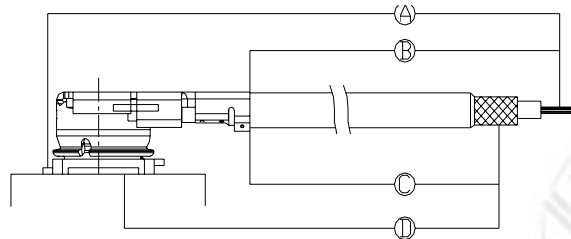
ZO
2014.08.01

Check/Date

W.P.Lu
2014.08.01

Design/date

Y.Y.Chen
2014.08.01



Inner Contact/中心导体
A - B
Ground Contact/外导体
D - C

Figure 1

5.2

Insulation Resistance
(绝缘电阻)

Mate the plug and receptacle connector together, and then, apply DC 200 V Voltage between the inner contact and the ground contact in accordance with IEC 512-4-1(3a)

按照 IEC 512-4-1(3a),将公母头配合在一起,然后在内导体和拉地端之间施加 200V DC 的电压,然后,进行相关的测试。

500 MΩ Min.

5.3

Dielectric withstanding voltage
(耐电压)

Mate the plug and receptacle connector together, and then apply AC 200 V between the inner contact and the ground contact in accordance with IEC 512-4-1(4a)

按照 IEC 512-4-1(4a)标准,将公母头配合在一起,然后在内导体和接地外导体之间施加 200V AC 的电压,并进行相关测试。

No flashover,
No sparkover,
No excess leakage,
No breakdown
无瞬断、熔闪、漏电、击穿。

5.4

V.S.W.R
(电压驻波比)

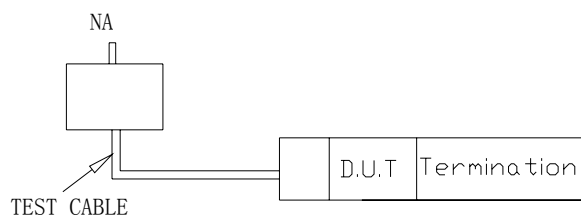
Measure the V.S.W.R as shown in figure 2 by the network analyzer
Frequency: DC~6GHz

通过网络分析仪测试 V.S.W.R, 频率范围为 DC~6GHz.如图 1 所示。

1.2 Max.
(DC~3GHz);

1.3 Max.
(3~6GHz);

Figure 2





Product Specification

DOC. No.:EB1-AS1C-152

Rev.: B

Page: 3/10

深圳市鸿源精密器材有限公司

P/ N:

RF1-2626-125CE-CT

Approved/Date

ZO
2014.08.01

Check/Date

W.P.Lu
2014.08.01

Design/date

Y.Y.Chen
2014.08.01

6. Mechanical Performance(机械性能)

No	Items (项目)	Test Condition (测试条件)	Specifications (规格)
6.1	Un-mating Force (拔出力)	IEC 512-15-4(15d) Solder the receptacle connector to the test board and mate the plug connector, then measure the un-mating force at speed 25±3mm/minutes along by the push-push machine 将公母座完全配合到位后,将公母座分离到完全分开位置并测试要求的拔出力,速率: 每分钟 25±3 毫米。	1.Initial(初值): 4N (0.4Kgf) Min. 2.After 100 Cycle (100 次插拔后): 2N(0.2Kgf) Min.
6.2	Durability (机械寿命)	Mate and un-mate the receptacle connector(soldered to the test board) and plug connector 100 cycles at the speed of 25±3mm/minutes along the mating direction by the push-push machine 将母座焊接在测试板上, 然后, 通过插拔力测试仪沿配合方向以每分钟 25±3 毫米的速度插拔公母头 100 个循环, 然后测试参数。	Appearance: No abnormality Contact Resistance: Shall meet 5.1 外观: 无损伤 接触电阻: 满足节 5.5.1 要求
6.3	Vibration (振动)	IEC 512-6-4(6d) Apply the following vibration to the mating connector. During the testing,run 100mA DC to check electrical discontinuity. Frequency:10Hz→ 100Hz→ 10Hz/approx 20minutes. Half amplitude,Peak value of acceleration: 1.5mm or 59m/s ² (6G) Directions,cycle:3 mutually perpendicular direction, 3 cycles about each direction 将公母头配合在一起, 并施加如下振动条件测试。 在测试期间,施加 100mA DC 电压,并检验电不连续性。 频率: 10Hz→ 100Hz→ 10Hz/约 20minutes. 半振幅、加速度: 1.5mm、59 m/s ² (6G) 方向和循环次数: 每个互相垂直方向上进行 3 次测量。	Appearance: No abnormality Contact Resistance: Shall meet 5.5.1 No discontinuities of 1μs or longer duration 外观: 无损伤 接触电阻: 满足节 5.5.1 的要求, 电不连续性不超过 1μs。



Product Specification

DOC. No.:EB1-AS1C-152

Rev.: B

Page: 4/10

深圳市鸿源精密器材有限公司

P/ N:

RF1-2626-125CE-CT

Approved/Date

ZO
2014.08.01

Check/Date

W.P.Lu
2014.08.01

Design/date

Y.Y.Chen
2014.08.01

6.4	Shock (机械冲击)	<p>IEC 512-6-3(6c) The object of this test procedure is to detail a standard method to assess the ability of a connector to withstand specified severity of mechanical shock. 此测试程序的目的是要作一详细标准以评估连接器能承受特定严格机械冲击的能力。 Peak value of acceleration:735m/s² (75G) Duration :11ms Wave form : half sinusoidal Directions,cycle : 6 mutually perpendicular direction, 3cycles about each direction 振幅峰值, :735m/s² (75G) 持续时间: 11 毫秒 波型: 半正弦波 方向和循环次数: 每 6 个相互垂直方向上各进次 3 次。</p>	<p>Appearance: No abnormality Contact Resistance: Shall meet 5.5.1 No discontinuities of 1 μ s or longer duration 外观: 无损伤 接触电阻: 满足节 5.5.1 要求 电不连续性不超过 1 μ s</p>
-----	-----------------	---------------------------------------------------------------------------------------------------------------------------------------------------------------------------------------------------------------------------------------------------------------------------------------------------------------------------------------------------------------------------------------------------------------------------------------------------------------------------------------------------------------------------------------	---------------------------------------------------------------------------------------------------------------------------------------------------------------------------------------------

7. Environmental Performance(环境性能)

No	Items (项目)	Test Condition (测试条件)	Specifications (规格)
7.1	Humidity (湿度试验)	<p>Apply the following environment to the mating connector in accordance with IEC 512-11-3(11c) Temperature : 25~65°C Humidity : 90~95%R.H Duration: 96 hours 根据 IEC 512-11-3(11c)试验方法,对已配合的连接器施加下列条件测试. 温度: 25~65°C 湿度: 90~95%R.H 持续时间: 96 小时</p>	<p>Appearance: No abnormality Contact Resistance: Shall meet 5.5.1 Insulation Resistance: Shall meet 5.5.2 Dielectric withstanding voltage Shall meet 5.5.3 外观: 无损伤 接触电阻: 满足 5.5.1 绝缘电阻: 满足 5.5.2 耐电压: 满足 5.5.3</p>



Product Specification

DOC. No.:EB1-AS1C-152

Rev.: B

Page: 5/10

深圳市鸿源精密器材有限公司

P/ N:

RF1-2626-125CE-CT

Approved/Date

ZO
2014.08.01

Check/Date

W.P.Lu
2014.08.01

Design/date

Y.Y.Chen
2014.08.01

7.2

Thermal Shock
(冷热冲击)

Apply the following environment to the mating connector in accordance with IEC 512-11-4(11d)

Temperature : -55~85°C

Transition time: : 5min. MAX

Cycles: 5 Cycles

根据 IEC 512-11-4(11d)方法,对已配合的连接
器施加下列条件测试.

温度: -55~85°C

转换时间: 5 min Max.

循环次数: 5 次数

Appearance: No abnormality
Contact Resistance:
Shall meet 5.5.1
Insulation
Resistance:
Shall meet 5.5.2
Dielectric withstanding
voltage
Shall meet 5.5.3
外观: 无损伤
接触电阻: 满足节
5.5.1 中的要求
绝缘电阻: 满足节
5.5.2 中的要求
耐电压: 满足节 5.5.3
中的要求

7.3

Resistance to soldering heat
(耐焊接热
试验)

According to 8.8.1,Apply reflow soldering condition.

Measurement after 24h+/-2h.

按 8.8.1 中曲线条件进行回流焊接,并在 24 小
时后进行相关测试.

Appearance: No abnormality
Contact Resistance:
Shall meet 5.5.1
Insulation
Resistance:
Shall meet 5.5.2
Dielectric withstanding
voltage
Shall meet 5.5.3
外观: 无损伤
接触电阻: 满足节
5.5.1 中的要求
绝缘电阻: 满足节
5.5.2 中的要求
耐电压: 满足节 5.5.3
中的要求



Product Specification

DOC. No.:EB1-AS1C-152

Rev.: B

Page: 6/10

深圳市鸿源精密器材有限公司

P/ N:

RF1-2626-125CE-CT

Approved/Date

ZO
2014.08.01

Check/Date

W.P.Lu
2014.08.01

Design/date

Y.Y.Chen
2014.08.01

7.4

Salt Spray
(盐雾测试)

IEC 512-11-6(11f)
Apply the following environment to the mating connector

Temperature : $35 \pm 2^{\circ}\text{C}$
Relative Humidity : 90~98%R.H
Salt water density: $5 \pm 1\%$
Duration : 48 hours

根据 IEC 512-11-6(11f)试验条件中的要求, 对已配合的连接器施加下列条件测试.

温度: $35 \pm 2^{\circ}\text{C}$
相对湿度: 90~98%R.H
盐水浓度: $5 \pm 1\%$
持续时间: 48 hours

Appearance: No abnormality
Contact Resistance: Shall meet 5.5.1
外观: 无损伤
接触电阻: 满足节 5.5.1 中的要求

7.5

solderability
(可焊试验)

Apply the following environment to the mating connector

Temperature : $245 \pm 2^{\circ}\text{C}$
Duration : 3~5 second
Test sample should be observed by the magnification of 10times after the test.

按下列条件对已配合的连接器进行测试.

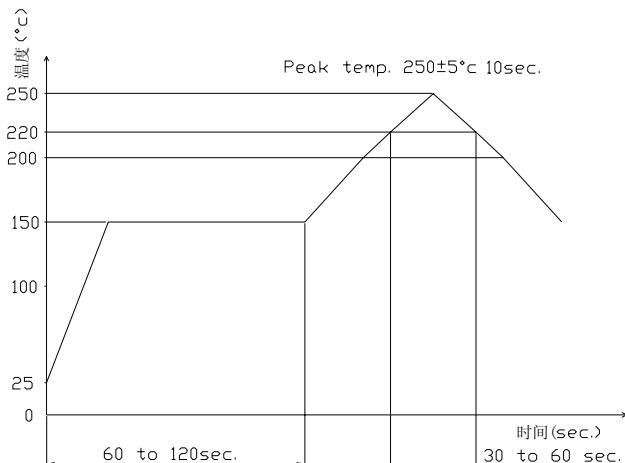
温度: $245 \pm 2^{\circ}\text{C}$
持续时间: 3~5 秒钟.
观测: 10 倍放大镜

At least 95% covered by a continuous new solder coating.
吃锡面积大于 95%以上。

8、SMT Temperature Curve (SMT 温度曲线图)

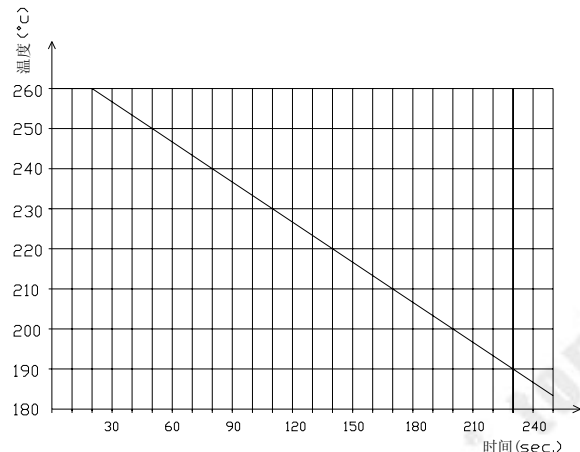
8.1 Recommended Tem.&time relative curve of Re-flow.

建议回流焊温度与时间条件



8.2 Extremed Tem.&time curve of Re-flow

回流焊极限温度与时间条件





Product Specification

DOC. No.:EB1-AS1C-152

Rev.: B

Page: 7/10

深圳市鸿源精密器材有限公司

P/N:
RF1-2626-125CE-CT

Approved/Date

ZO
2014.08.01

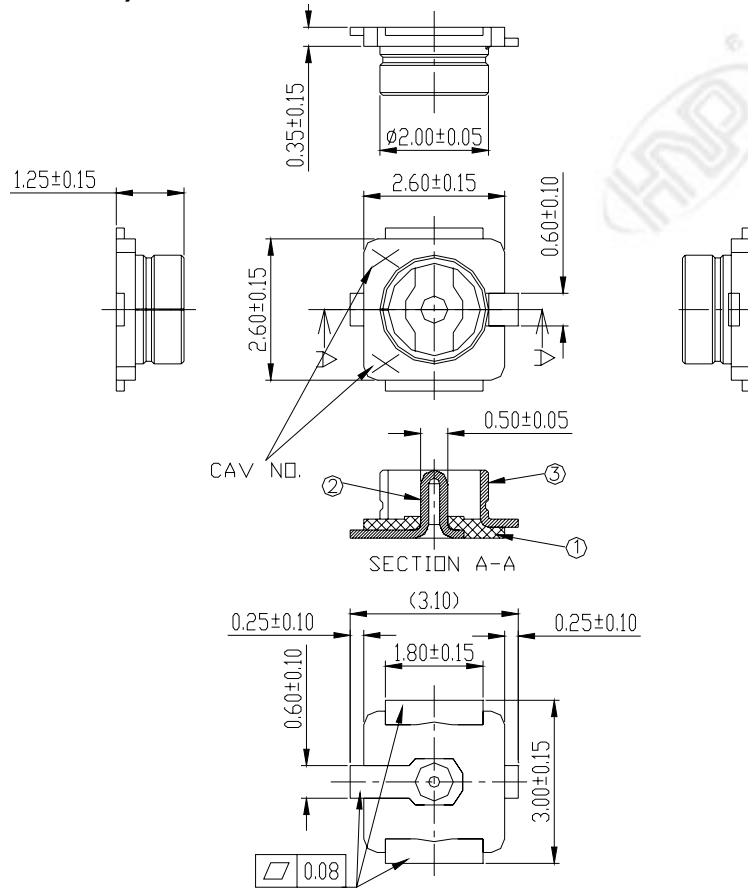
Check/Date

W.P.Lu
2014.08.01

Design/date

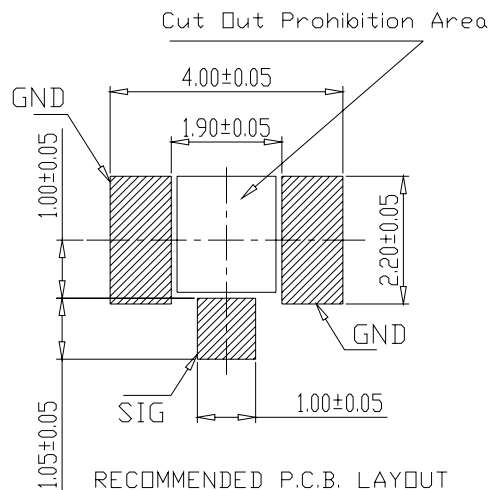
Y.Y.Chen
2014.08.01

9. Profile Dimensions(外形规格)



③	SHELL	1	COPPER ALLOY/Au PLATED OVER Ni
②	CONTACT	1	COPPER ALLOY/Au PLATED OVER Ni
①	HOUSING	1	HIGHT TEMP. PLASTIC UL94V-0/WHITE
ITEM	PART NAME	Q'TY	MATERIAL/FINISH

10.Recommanded PCB LAYOUT(推荐的 PCB 安装焊盘规格)





Product Specification

DOC. No.:EB1-AS1C-152

Rev.: B

Page: 8/10

深圳市鸿源精密器材有限公司

P/ N:

RF1-2626-125CE-CT

Approved/Date

ZO
2014.08.01

Check/Date

W.P.Lu
2014.08.01

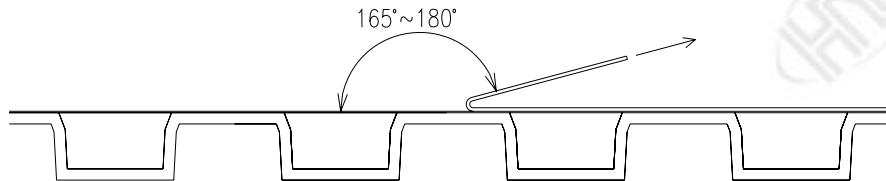
Design/date

Y.Y.Chen
2014.08.01

11.Packaging (包装)

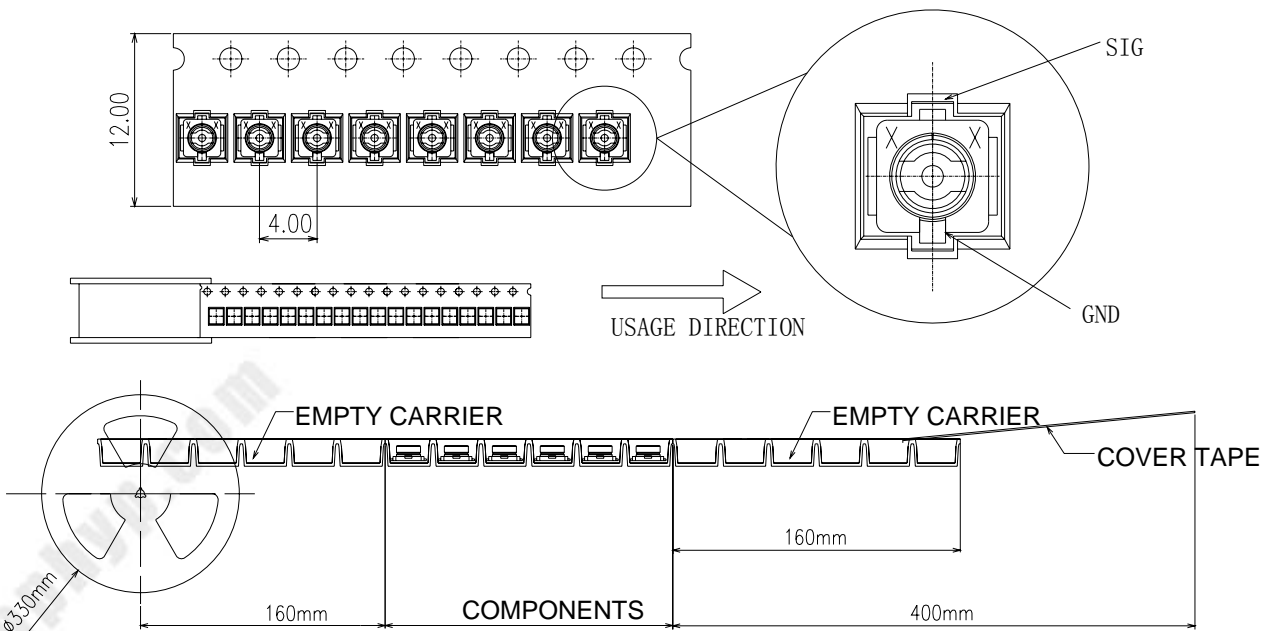
11.1 上带的剥离力度: 300mm/min 的速度进行剥离, 力度最大应该是 1.3N

Peeling off Force of Cover Tape: When cover tape is peeled off as in right figure by a speed of 300mm/minute. The peeling off force should be 1.3N maximum.



11.2 包装方式: 载带包装, 5000Pcs/卷 (Φ 330mm)

The way of package : Tape packing, 5000Pcs/Reel (Φ 330mm)





Product Specification

DOC. No.:EB1-AS1C-152

Rev.: B

Page: 9/10

深圳市鸿源精密器材有限公司

P/N:
RF1-2626-125CE-CT

Approved/Date

ZO
2014.08.01

Check/Date

W.P.Lu
2014.08.01

Design/date

Y.Y.Chen
2014.08.01

12. Usage Precaution (使用禁忌或注意事项)

No	Items (项目)	Test Condition (测试条件)	Specifications (规格)
12.1	(1) Connection/ disconnection of connectors 连接器的连接 和断开	<p>1).To disconnect connectors, insert the end portion of LT Extraction jig under the connector flanges and pull off vertically, in the direction of the connector mating axis</p> <p>1) 将 LT 自制的去配工具的末端部分插入到连接器法兰端面下,并沿垂直于连接器匹配的轴向方向施加拉力,将公母头连接器分开。</p> <p>2).To mate the connectors, the mating axis of both connectors must be aligned and the connectors can be mated. The "click" will confirm fully mated connection. Do not attempt to insert on an extreme angle.</p> <p>2) 公母头连接器进行配合前,务必确保两者对齐,当听到“卡嗒声”声后,表示两者已完全配合在一起。不要以极偏的角度插配连接器。</p>	
Figure 6			
12.2	Stockpile condition (存储条件)	<p>Use this product within 6 months after receipt</p> <p>Temperature(温度): -10 ~ +40 °C</p> <p>Relative Humidity(湿度): 15 ~ 85 % RH</p>	



Product Specification

DOC. No.:EB1-AS1C-152

Rev.: B

Page: 10/10

深圳市鸿源精密器材有限公司

P/ N:

RF1-2626-125CE-CT

Approved/Date

ZO
2014.08.01

Check/Date

W.P.Lu
2014.08.01

Design/date

Y.Y.Chen
2014.08.01

13. Test Sequence and Sample Quantity(测试顺序及样品数量)

Test Item (测试项目)	Group (测试分组)											
	A	B	C	D	E	F	G	H	I	J	K	L
Examination of product (外观检测)	1,	1, 6	1, 5	1,5	1,6	1,6	1,6	1,4	1,3			
Contact Resistance (接触电阻)		2, 7	2, 4	2, 4	2,7	2,7	2,7	2,5				
Insulation Resistance (绝缘电阻)					3,8	3,8	3,8					
Dielectric Withstanding Voltage (耐电压)					4,9	4,9	4,9					
V.S.W.R (电压驻波比)	2,											
Un-mating Force (拔出力)		3, 5										
Durability (机械寿命)		4,										
Vibration (振动)			3,									
Shock (冲击)				3,								
Humidity (湿度试验)					5,							
Thermal Shock (冷热冲击)						5,						
High Temperature Life (耐焊性测试)							5,					
Salt Spray (盐雾测试)								3,				
solderability (可焊试验)									2,			
Sample QTY(PCS) 样品数量	5	5	5	5	5	5	5	5	5			

The number of group is test sequence 测试分组中的序号为试验顺序。

X-ON Electronics

Largest Supplier of Electrical and Electronic Components

Click to view similar products for [RF Connectors](#) / [Coaxial Connectors](#) category:

Click to view products by [HYP](#) manufacturer:

Other Similar products are found below :

[89674-0827](#) [6059674-1](#) [630059-000](#) [6501-1071-002](#) [6769](#) [7002-1541-010](#) [7002-1572-002](#) [7004-1512-000](#) [7009-1511-004](#) [7101-1541-010](#)
[7101-1571-002](#) [7105-1521-002](#) [7145-1521-002](#) [7203-1571-003](#) [7209-1511-011](#) [7210-1511-040](#) [7242-1511-000](#) [7405-1521-005](#) [7405-1521-](#)
[802](#) [804S01D04M040](#) [8527](#) [8547](#) [FS11V](#) [877931](#) [8808-1511-001](#) [9049-9513-000](#) [9074-9513-000](#) [PL11C-026](#) [PL40-36](#) [9408-1113-000](#)
[980-8666-005](#) [11 SMA-50-2-6 / 111 NE](#) [11 SMA-50-3-6 / 111 NE](#) [11 SMA-50-2-6/111 NH](#) [1-201144-1](#) [120919](#) [R107003010W](#) [R112186000](#)
[R113053000W](#) [R113082097](#) [R113236000](#) [R114083000](#) [R114670000W](#) [R123415000W](#) [R124072220W](#) [R124076320](#) [R124076450](#)
[R124175123](#) [R124176123W](#) [R125075000W](#)