

GENERAL DESCRIPTION

The HP6017 series are low dropout linear regulators and optimized to provide a high performance solution for battery power system to deliver low quiescent current. The devices offer a new level of cost effective performance in cellular phones, laptop and notebook computers, and other portable devices.

The HP6017 series are designed to make use of low cost ceramic capacitors which ensure the stability of the output current, and enhance the efficiency in order to prolong the battery life of those portable devices.

HP6017 can provide product selections of output value in the range of 1.2V~3.6V by every 0.1V step. The HP6017 regulators are available in SOT23-5L packages. Standard products are Pb-free and Halogen free products.

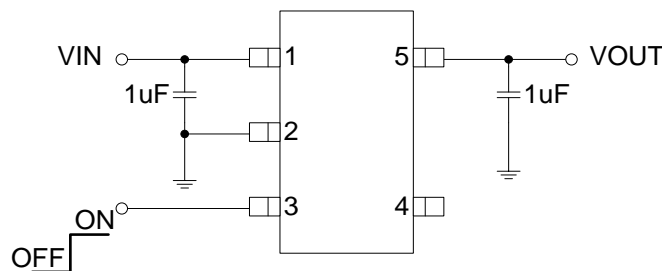
FEATURES

- Input voltage: 2.5V~6.5V
- Output range: 1.2V~3.6V (customized by every 0.1V step)
- Output current: 300mA @ $V_{OUT} > 2V$
- Dropout voltage: 100mV @ $I_{OUT} = 100mA$
- Quiescent current : 1 μ A Typ.
- Shut-down current: < 0.1 μ A
- Recommend capacitor: 1 μ F

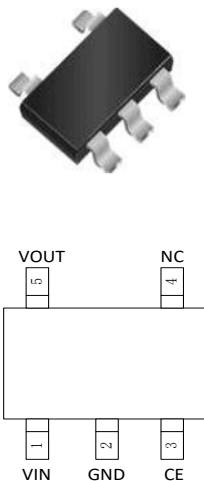
APPLICATIONS

- Reference voltage source
- Toys
- Bluetooth, wireless handsets
- Others portable electronic device

TYPICAL APPLICATION CIRCUIT

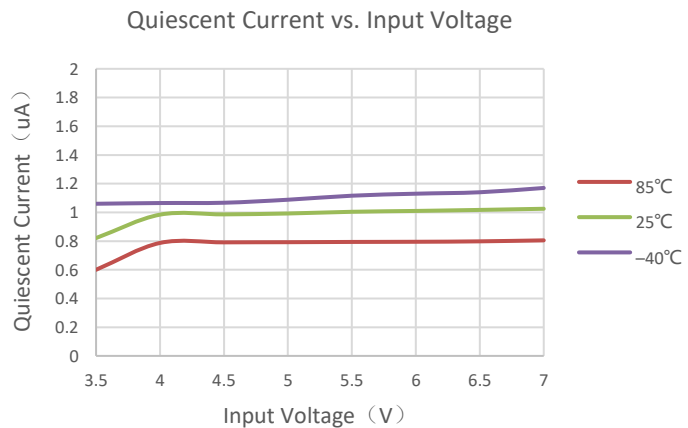


PIN ASSIGNMENT



(Top View)

TYPICAL PERFORMANCE



ORDER INFORMATION

PART NO	ACCURACY	PACAKGE	TEMPERATURE	TAPE & REEL
HP6017S5-XX	2%	SOT23-5L	-40 ~ +85°C	3000/REEL

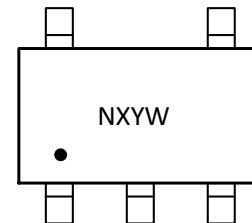
Note: XX indicates 1.2V~3.6V by 0.1V step. For example, 33 means product outputs 3.3V.

PART NUMBER RULES

HP6017 [1] - [2]

Code	Description
[1]	Package: S5: SOT23-5L
[2]	Voltage version: XX: 1.2V~3.6V by 0.1V step Example: 33: 3.3V

MARKING DESCRIPTION:



“N”: product code, here use “F” stands for “HP6017”.

“X”: Internal Control Code

“Y”: Internal Control Code

“W”: week of manufacturing. “A” stands for week 1,

“Z” stands for week 26, “Ā” stands for week

27, “Z̄” stands for week 52.

PIN DESCRIPTION

PIN NO	SYMBOL	I/O	DESCRIPTION
SOT23-5L			
1	VIN	Power	Input
2	GND	Ground	Ground
3	CE	I	Chip Enable(Active high, do not float)
4	NC	/	Not Connected
5	VOUT	O	Output

ABSOLUTE MAXIMUM RATINGS (Note)

SYMBOL	ITEMS	VALUE	UNIT
V _{IN}	Input Voltage	-0.3~8	V
I _{OUT}	Output Current	350	mA
P _{DMAX}	Power Dissipation	SOT23-5L 0.3	W
T _J	Junction Temperature	-40~125	°C
T _A	Ambient Temperature	-40~85	°C
T _{STG}	Storage Temperature	-55~150	°C
T _{SOLDER}	Package Lead Soldering Temperature	260°C, 10s	

Note: Exceed these limits to damage to the device. Exposure to absolute maximum rating conditions may affect device reliability.

RECOMMENDED OPERATING RANGE

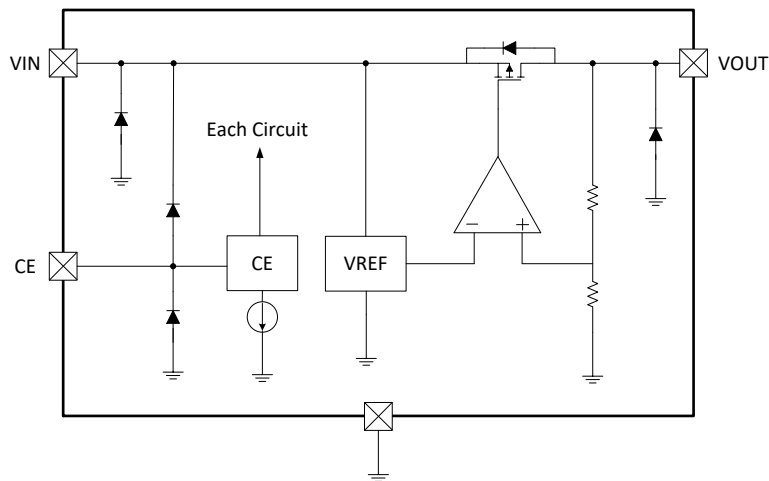
SYMBOL	ITEMS	VALUE	UNIT
V_{IN}	V_{IN} Supply Voltage	2.5 to 6.5	V
I_{OUT}	Output Current	<300	mA
T_{OPT}	Operating Temperature	-40 to +85	°C

ELECTRICAL CHARACTERISTICS

The following specifications apply for $V_{OUT}=3.3V$ $T_A=25^{\circ}C$, unless specified otherwise.

SYMBOL	ITEMS	CONDITIONS	MIN	TYP	MAX	UNIT
V_{IN}	Input Voltage				6.5	V
V_{OUT}	Output Range	$I_{OUT}=1mA$	-2	V_{OUT}	2	%
I_Q	Quiescent Current	$V_{OUT}=3.3V, I_{OUT}=0$		1	2	μA
I_{LIMIT}	Current Limit	$V_{IN}=V_{CE}, V_{IN}=3.8V, V_{OUT}=3.3V$		300		mA
V_{DROP}	Dropout Voltage	$V_{OUT}=3.3V, I_{OUT}=200mA$		170	200	mV
		$V_{OUT}=3.3V, I_{OUT}=250mA$		250	300	
ΔV_{LINE}	Line Regulation	$V_{IN}=2.7\sim 5.5V, I_{OUT}=1mA$		0.01	0.15	%/V
ΔV_{LOAD}	Load Regulation	$V_{OUT}=2.8V, I_{OUT}=1\sim 300mA$		20	30	mV
I_{SHORT}	Short Current	$V_{CE}=V_{IN},$ V_{OUT} Short to GND with 1Ω		90		mA
I_{SHDN}	Shut-down Current	$V_{CE}=0V$		0.1	1	μA
V_{CEH}	CE Logic High Voltage	$V_{IN}=5.5V, I_{OUT}=1mA$	1.2		V_{IN}	V
V_{CEL}	CE Logic Low Voltage	$V_{IN}=5.5V, V_{OUT}=0V$			0.4	V
I_{CE}	CE Input Current	$V_{CE}=0$ to 5.5V			1.0	μA

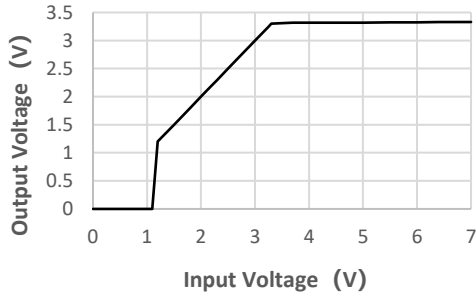
SIMPLIFIED BLOCK DIAGRAM



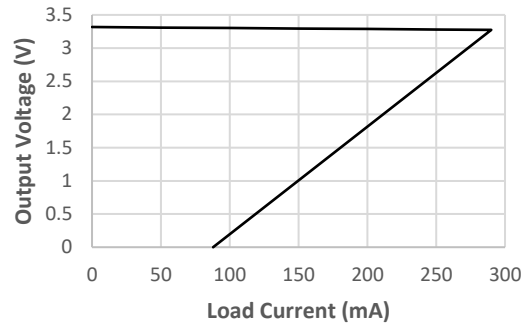
TYPICAL PERFORMANCE CHARACTERISTICS

$C_{IN}=1\mu F$, $C_{OUT}=1\mu F$, $T_{OPT}=25^{\circ}C$, $V_{IN}=5V$, $V_{OUT}=3.3V$

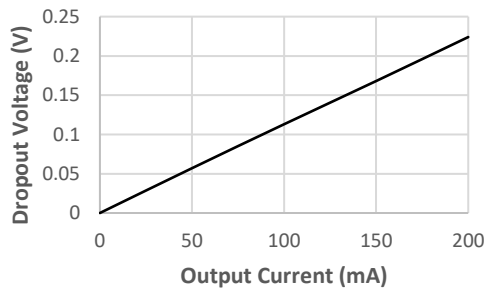
Line Regulation



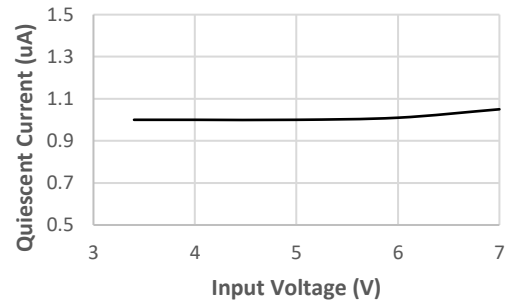
Load Regulation



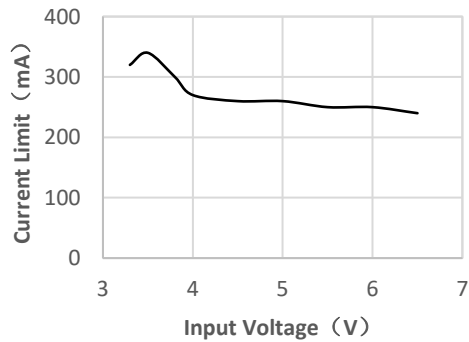
Dropout Voltage vs. Output Current



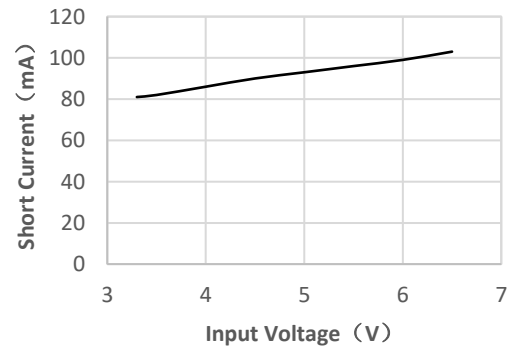
Quiescent Current vs. Input Voltage



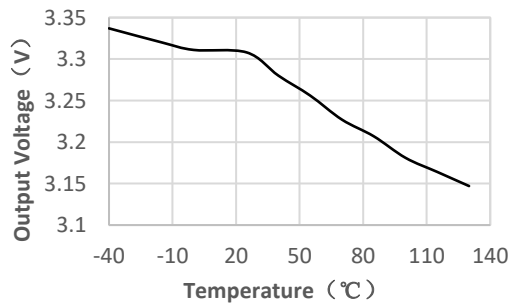
Current Limit vs. Input Voltage



Short Current vs. Input Voltage



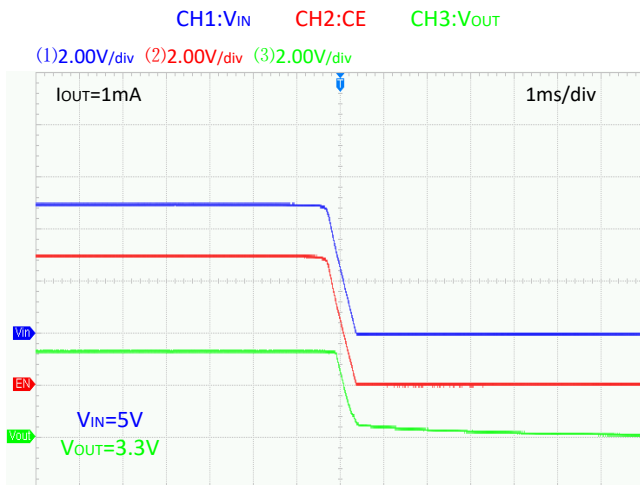
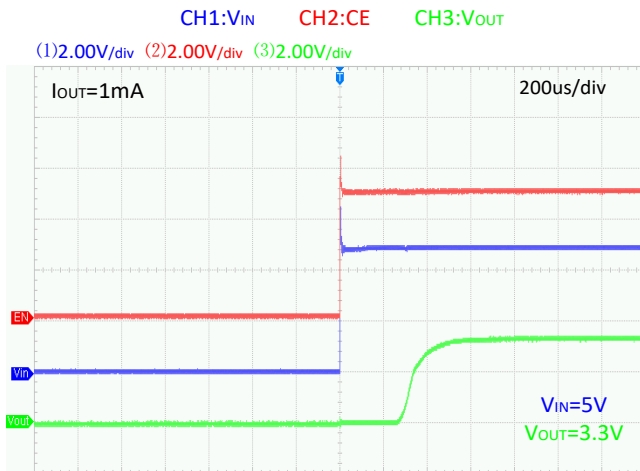
Output Voltage vs. Temperature



Power ON/OFF:

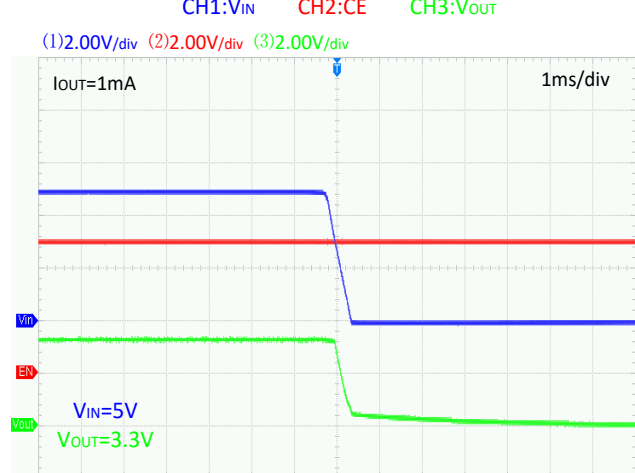
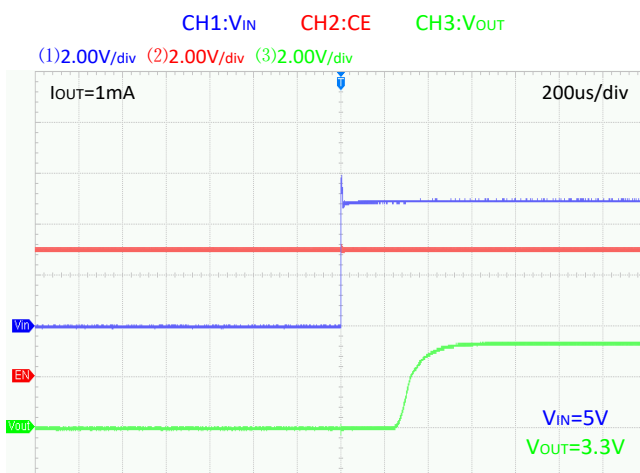
V_{IN} 、CE 同时上电

V_{IN} 、CE 同时下电



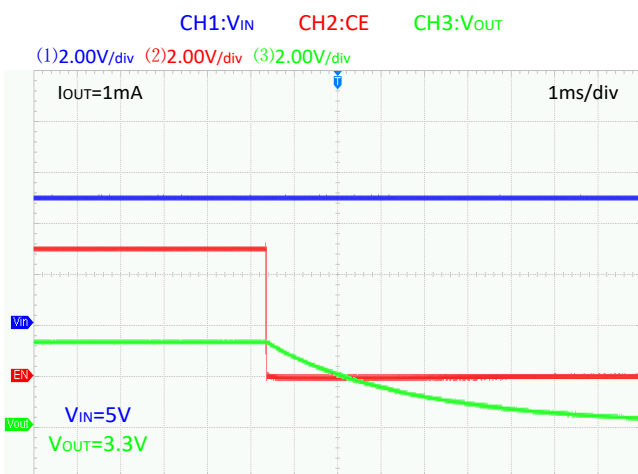
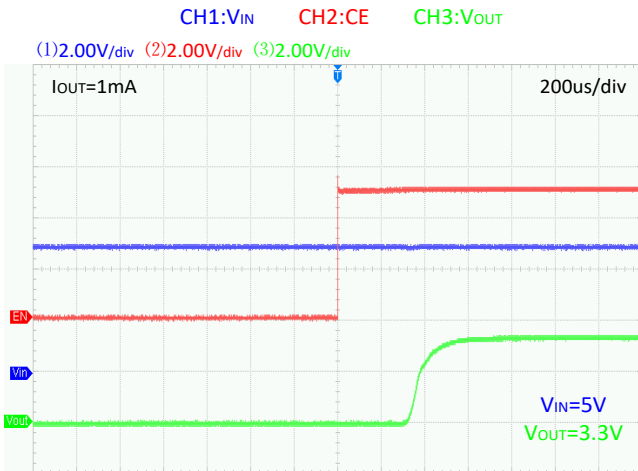
V_{IN} 上电

V_{IN} 下电



CE 上电

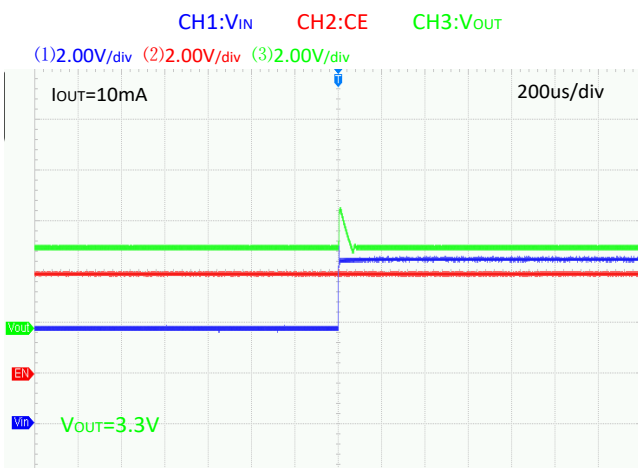
CE 下电

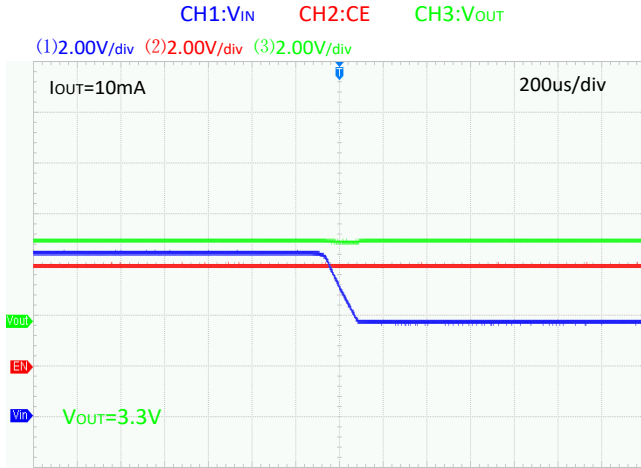


Line transient response:

V_{IN}=4V to 6.5V

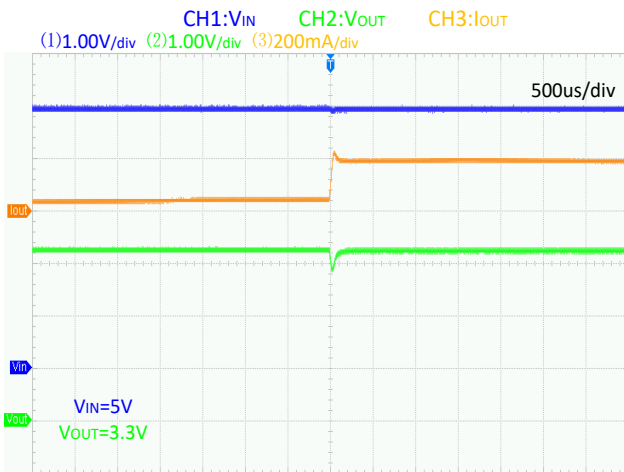
V_{IN}=6.5V to 4V



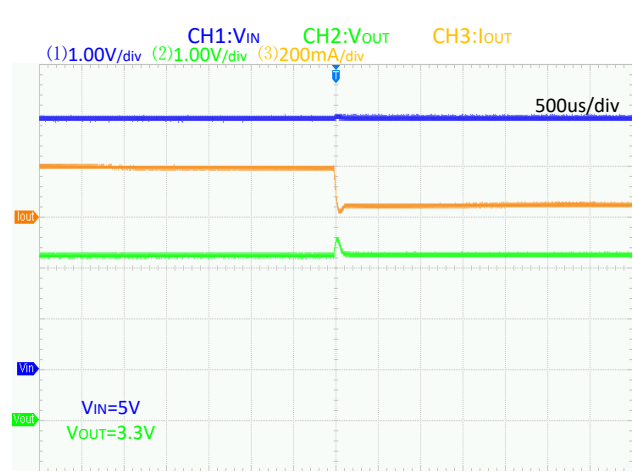


Load transient response:

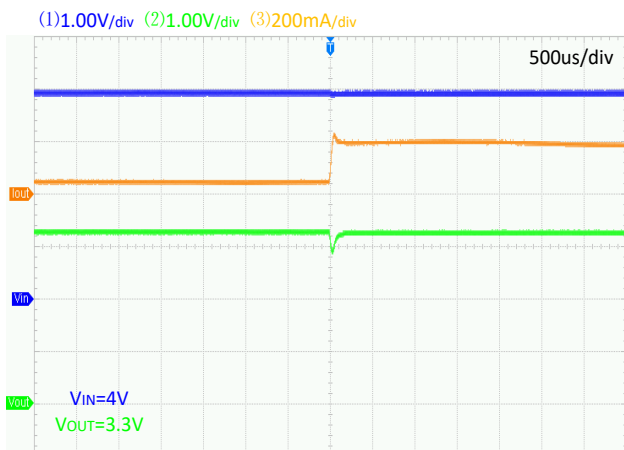
$I_{OUT}=50mA$ to 200mA



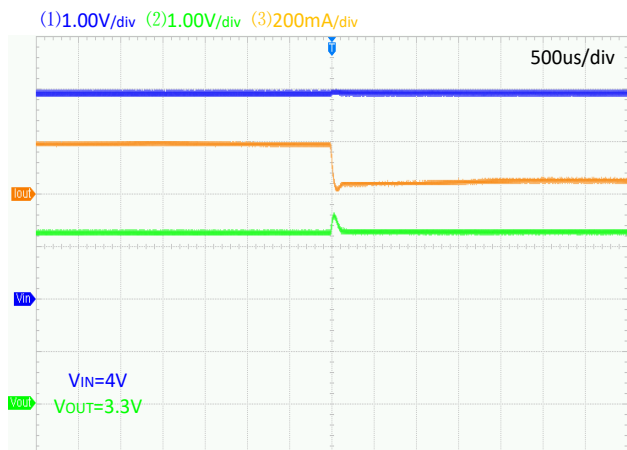
$I_{OUT}=200mA$ to 50mA



CH1:VIN CH2:Vout CH3:Iout



CH1:VIN CH2:Vout CH3:Iout



PACKAGE OUTLINE

Package	SOT23-5L	Devices per reel	3000Pcs	Unit	mm
Package Dimension:					
Symbol	Dimensions In Millimeters		Dimensions In Inches		
	Min	Max	Min	Max	
A	1.050	1.250	0.041	0.049	
A1	0.000	0.100	0.000	0.004	
A2	1.050	1.150	0.041	0.045	
b	0.300	0.500	0.012	0.020	
c	0.100	0.200	0.004	0.008	
D	2.820	3.020	0.111	0.119	
E	1.500	1.700	0.059	0.067	
E1	2.650	2.950	0.104	0.116	
e	0.950(BSC)		0.037(BSC)		
e1	1.800	2.000	0.071	0.079	
L	0.300	0.600	0.012	0.024	
θ	0°C	8°C	0°C	8°C	

REVISION HISTORY

Version No.	Date	Description
Preliminary	2017-06-05	- Initial preliminary release
Version 1.0	2017-06-15	- Update ordering information
Version 1.1	2018-02-12	- Update marking description
Version 1.2	2018-07-31	- Remove 1% accuracy version and change PN rules
Version 1.3	2019-12-02	- Update marking description

X-ON Electronics

Largest Supplier of Electrical and Electronic Components

Click to view similar products for [hypower microelectronics manufacturer](#):

Other Similar products are found below :

[HP6215T3-50](#) [HP4054S5-435](#) [HP6003S3-33](#) [HP6215T3-30](#) [HP6513T3B-30](#) [HP6215S3-50](#) [HP6513S3-33](#) [HP4056E8-435](#) [HP6513T3B-50](#)
[HP6017S5-33](#) [HP6003S3-18](#) [PS9113](#) [HP6013AS5-30](#) [HP6513T3B-36](#) [HP6013AS5-29](#) [HP6013AS5-36](#) [HP4059D6-42](#) [HP6013AS5-15](#)
[HP6013AS5-28](#) [HP6013AS5-18](#) [HP6013AS5-25](#) [HP6513S5B-50](#) [HP6215S3-28](#) [HP4058S5-42](#) [HP4054S5-42](#) [HP6003S3-30](#) [HP6013AS5-12](#)
[HP6013AS5-27](#) [HP6014AS5-18](#) [HP6017S5-30](#) [HP6014AS5-30](#) [HP6003S-15](#) [HP6003S3-12](#) [HP6003S3-28](#) [HP6013AS5-10](#) [HP6513S5A-50](#)
[HP6013AS5-26](#) [HP6014AS5-28](#) [HP6513S5B-33](#) [HP4555D8-42](#) [HP4056E8-42](#) [HP4554D8-435](#) [HP4555D8-435](#) [HP4554D8-44](#) [HP6013AD4-18](#) [HP4059D6-44](#) [HP6013AD4-25](#) [HP4059D6-435](#)