

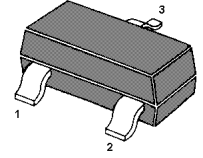
MMBT5401 TRANSISTOR (PNP)

FEATURES

Complementary to MMBT5551

Ideal for medium power amplification and switching

SOT-23



1. BASE
2. EMITTER
3. COLLECTOR

MARKING: 2L

MAXIMUM RATINGS ($T_A=25^\circ\text{C}$ unless otherwise noted)

Symbol	Parameter	Value	Units
V_{CBO}	Collector-Base Voltage	-160	V
V_{CEO}	Collector-Emitter Voltage	-150	V
V_{EBO}	Emitter-Base Voltage	-5	V
I_C	Collector Current -Continuous	-0.6	A
P_C	Collector Power Dissipation	0.3	W
T_j	Junction Temperature	150	$^\circ\text{C}$
T_{stg}	Storage Temperature	-55-150	$^\circ\text{C}$

ELECTRICAL CHARACTERISTICS ($T_{amb}=25^\circ\text{C}$ unless otherwise specified)

Parameter	Symbol	Test conditions	MIN	MAX	UNIT
Collector-base breakdown voltage	$V_{(BR)CBO}$	$I_C = -100\mu\text{A}$, $I_E = 0$	-160		V
Collector-emitter breakdown voltage	$V_{(BR)CEO}$	$I_C = -1\text{mA}$, $I_B = 0$	-150		V
Emitter-base breakdown voltage	$V_{(BR)EBO}$	$I_E = -10\mu\text{A}$, $I_C = 0$	-5		V
Collector cut-off current	I_{CBO}	$V_{CB} = -120\text{V}$, $I_E = 0$		-0.1	μA
Emitter cut-off current	I_{EBO}	$V_{EB} = -4\text{V}$, $I_C = 0$		-0.1	μA
DC current gain	h_{FE1}	$V_{CE} = -5\text{V}$, $I_C = -1\text{mA}$	80		
	h_{FE2}	$V_{CE} = -5\text{V}$, $I_C = -10\text{mA}$	100	300	
	h_{FE3}	$V_{CE} = -5\text{V}$, $I_C = -50\text{mA}$	50		
Collector-emitter saturation voltage	$V_{CE(sat)}$	$I_C = -50\text{mA}$, $I_B = -5\text{mA}$		-0.5	V
Base-emitter saturation voltage	$V_{BE(sat)}$	$I_C = -50\text{mA}$, $I_B = -5\text{mA}$		-1	V
Transition frequency	f_T	$V_{CE} = -5\text{V}$, $I_C = -10\text{mA}$	100		MHz

电话: 0755-82568882 82568883

邮箱: idchip@indreamchip.com

传真: 0755-82568886

网址: www.idchip.cn

公司地址: 深圳市福田区滨河大道联合广场 A 座 1308

Typical Characteristics

MMBT5401

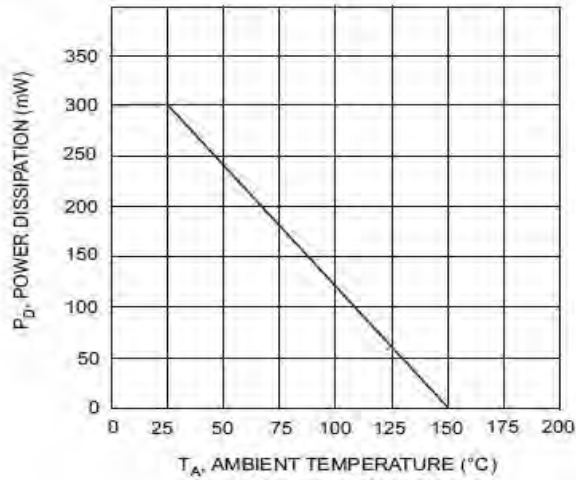


Fig. 1, Max Power Dissipation vs Ambient Temperature

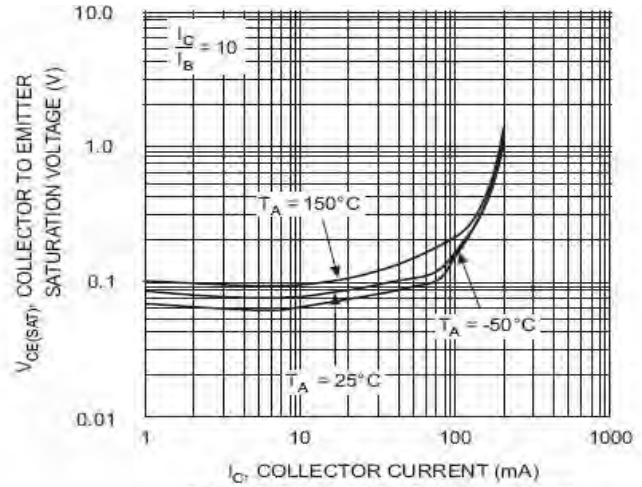


Fig. 2, Collector-Emitter Saturation Voltage vs. Collector Current

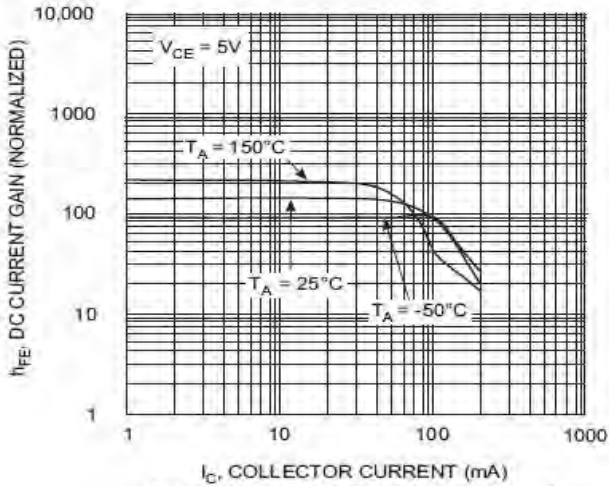


Fig. 3, DC Current Gain vs. Collector Current

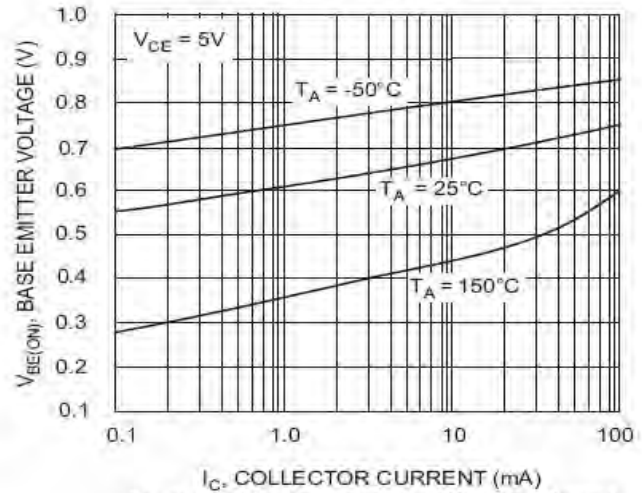


Fig. 4, Base-Emitter Voltage vs. Collector Current

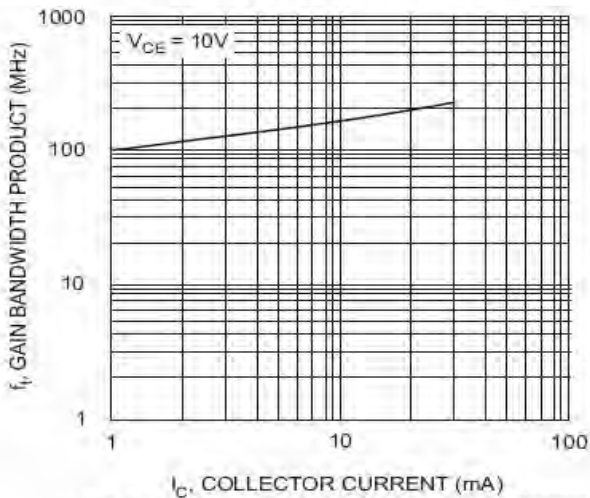


Fig. 5, Gain Bandwidth Product vs Collector Current

电话: 0755-82568882 82568883

传真: 0755-82568886

邮箱: idchip@indreamchip.com

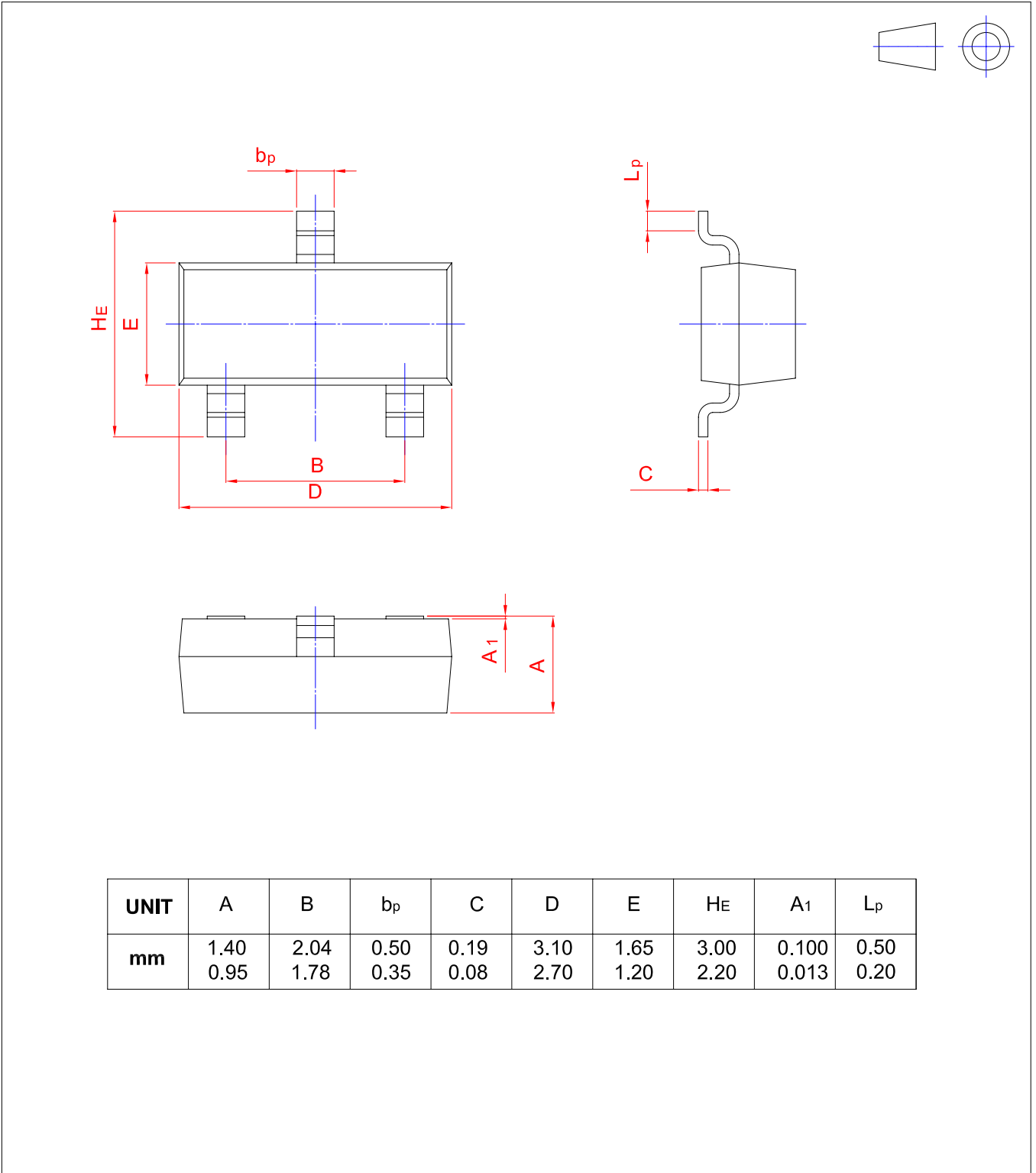
网址: www.idchip.cn

公司地址: 深圳市福田区滨河大道联合广场 A 座 1308

PACKAGE OUTLINE

Plastic surface mounted package; 3 leads

SOT-23



电话: 0755-82568882 82568883

邮箱: idchip@indreamchip.com

传真: 0755-82568886

网址: www.idchip.cn

公司地址: 深圳市福田区滨河大道联合广场 A 座 1308

X-ON Electronics

Largest Supplier of Electrical and Electronic Components

Click to view similar products for [Bipolar Transistors - BJT category](#):

Click to view products by [IDCHIP manufacturer](#):

Other Similar products are found below :

[619691C](#) [MCH4017-TL-H](#) [MMBT-2369-TR](#) [BC546/116](#) [BC557/116](#) [BSW67A](#) [NJVMJD148T4G](#) [NTE123AP-10](#) [NTE153MCP](#) [NTE16](#)
[NTE195A](#) [NTE92](#) [C4460](#) [2N4401-A](#) [2N6728](#) [2SA1419T-TD-H](#) [2SA2126-E](#) [2SB1204S-TL-E](#) [2SC2712S-GR,LF](#) [2SC4731T-AY](#)
[2SC5488A-TL-H](#) [2SD2150T100R](#) [SP000011176](#) [2N2907A](#) [2N3904-NS](#) [2N5769](#) [2SC2412KT146S](#) [2SD1816S-TL-E](#) [CPH6501-TL-E](#)
[MCH4021-TL-E](#) [MJE340](#) [US6T6TR](#) [NJL0281DG](#) [732314D](#) [CPH3121-TL-E](#) [CPH6021-TL-H](#) [SZT1010T1G](#) [873787E](#) [IMZ2AT108](#)
[UMX21NTR](#) [MCH6102-TL-E](#) [FP204-TL-E](#) [NJL0302DG](#) [2N3583](#) [30A02MH-TL-E](#) [NSV40301MZ4T1G](#) [NTE13](#) [NTE26](#) [NTE282](#) [NTE323](#)