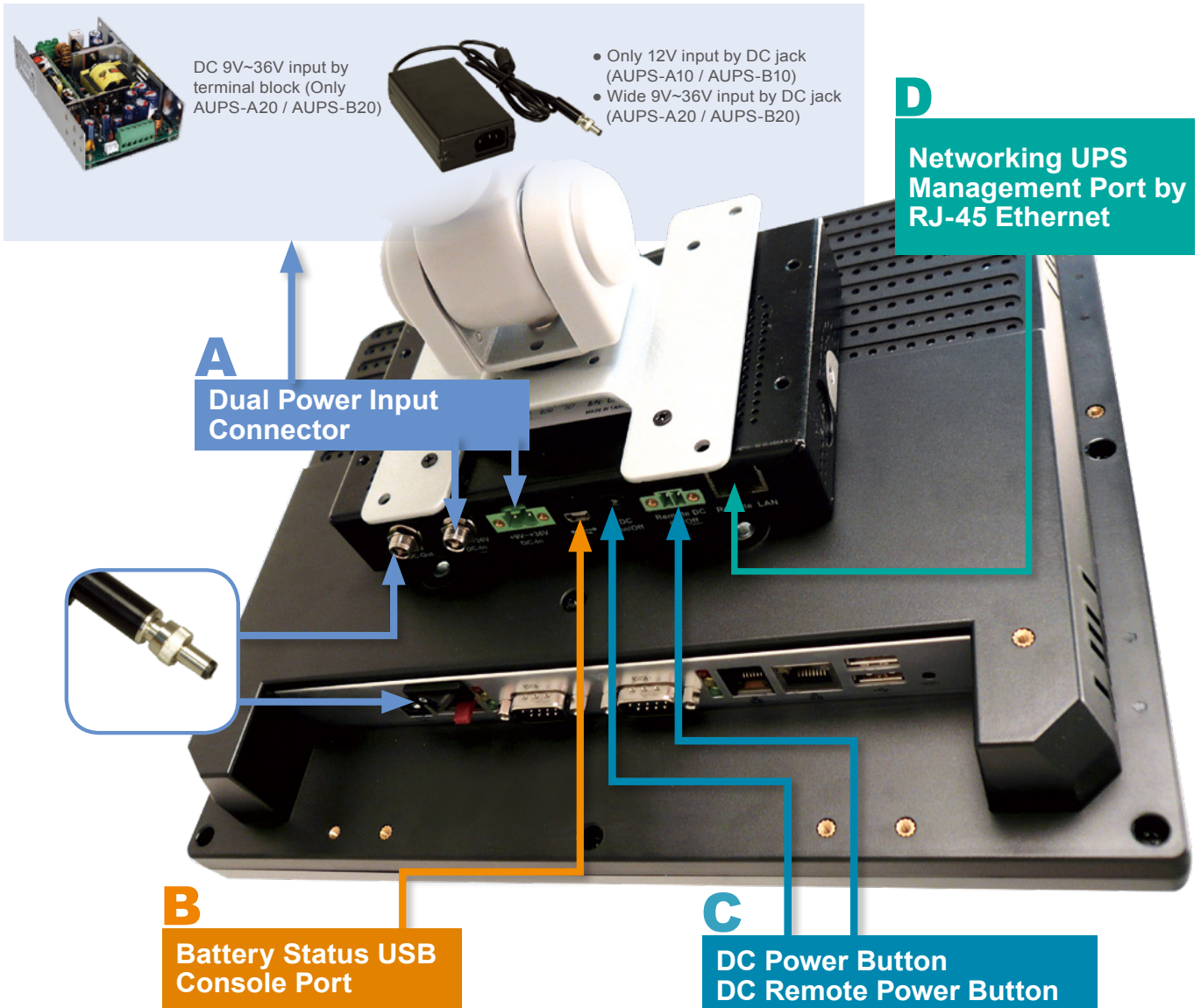


Intelligent UPS Module

High Energy Density / Lightweight / Compact DC to DC UPS & Power Module

Protect your panel PC from electrical damage and greatly reduce the risk of losing data. The UPS module serves as temporary power during a short break in power and allows a safe system shutdown for longer periods of power loss.



DC 9V~36V input by terminal block (Only AUPS-A20 / AUPS-B20)



- Only 12V input by DC jack (AUPS-A10 / AUPS-B10)
- Wide 9V~36V input by DC jack (AUPS-A20 / AUPS-B20)

D
Networking UPS Management Port by RJ-45 Ethernet

A
Dual Power Input Connector

B
Battery Status USB Console Port

C
DC Power Button
DC Remote Power Button



LED Signal Table			
	LED 1	LED 2	LED 3
Color	Green	Yellow	Orange
Function	Power Input	Charging Status	Battery Status
Dark	DC Power Out		
Light	DC Power In	Discharging	Battery Full
Blinking		Charging	Battery Low

AUPS Network Administration Tool

Intelligent Software Utility

The remote management software utility and application program allow users to easily get the status of the AUPS and to control the AUPS power functions from anywhere with internet connection.



Network Remote Management Software Battery Capacity Status

UPS Status Monitoring

Stack Version: v1.3
Build Date: May 10 2018 00:08:00

- STATUS** - display UPS status and change UPS ON/OFF
- Send E-mail** - Send UPS status with E-MAIL
- Configuration** - setup IP Address and enable DHCP...

Power On/OFF

(click to toggle)
UPS ON/OFF:
 ON
 OFF
OS Shut Down:
 Yes
 No

AUPS

Stack Version: v1.3
Build Date: May 10 2018 00:08:00

- STATUS** - display UPS status and change UPS ON/OFF
- Send E-mail** - Send UPS status with E-MAIL

"Battery 1":
STATUS: Charging
Capacity(%): 87
VOLTAGE(mV): 12175
Current(mA): 2454
Temperature(C): 35
RemainTime(min): Not Used

UPS ON/OFF: (click to toggle)
 ON
 OFF
OS Shut Down:
 Yes
 No

"Battery 1":
STATUS: Charging
Capacity(%): 87
VOLTAGE(mV): 12175
Current(mA): 2454
Temperature(C): 35
RemainTime(min): Not Used

Remote control DC output ON/OFF via web interface.

AUPS Local USB Utility Tool

Monitor the Most Critical Battery Functions on the Local Machine

The battery monitoring utility provides AUPS status monitoring and configuration ability. Uninterruptible Power Systems is a significant product that serves as emergency power when you suffer from electric event.



MONITORING SYSTEM STATUS

Shows system status real-time monitoring

- DC Power indicator
- Battery capacity
- Battery status
- Temperature



BATTERY STATUS

Shows battery status real-time monitoring

- Real-time information update
- Status bar



LAN CONFIGURATION

LAN shows system IP Address information



E-MAIL

The E-mail page is where to set the SMTP settings for sending alert notification via e-mail



SETTING

Setting system management

Buzzer	Enable or disable the buzzer that warns when the system is switching to use battery power.
Enable LAN	Enable or disable the LAN for remote monitoring function.
Power	Click the button to power off the AUPS power module immediately.
Auto DC on	Enable to automatically power on the AUPS once DC power is applied.
Shut down condition (capacity %)	Set the battery capacity parameter for the system to shut down automatically.
DC off delay time (0~65536 sec)	Set the delay time for the AUPS series to power off after the system shut down.
System will be down-converted (capacity %)	Set the battery capacity parameter for the system to automatically switch to the Balanced power plan set in its Windows OS.
System go to sleep mode (capacity %)	Set the battery capacity parameter for the system to go into sleep mode automatically.

AUPS Module Specifications

Model Name		AUPS-A10	AUPS-A20	AUPS-B10	AUPS-B20
VESA Type		VESA 75	VESA 75	VESA 75 and 100	VESA 75 and 100
Input Data	Input voltage Unated/range	DC +12V	DC +9V~+36V	DC +12V	DC +9V~+36V
	Input current rated	1. Adapter is 12V-6A (Load is 60W) 2. Battery is 6V-12A (Load is 60W)		1. Adapter is 12V-9A (Load is 100W) 2. Battery is 12V-9A (Load is 100W)	
	Standby power consumption	0.3A (0.2A if Network Management disabled)			
	Operation with charging current	500mA			
	Operation with charging power consumption	6W		10W	
	Charging time with system ON/OFF	8hrs / 2hrs (Battery empty)			
Output Data	Output voltage for normal operation	DC +12V +/-5%			
	Output voltage for battery operation (approx).	6~8.4V DC6 V (exhaustive discharge protection)		12~16.8V DC12 V (exhaustive discharge protection)	
	Output current	0A~5A		0A~8.3A	
	Efficiency (nominal operation) / power loss at Vin=12V, Iout=80% of full loading	89%	93%	95%	94%
Protection	Short-circuit protection	Yes			
	Exhaustive discharge protection	1. Battery low is 10% of battery capacity 2. ShUTDOWN 5% of battery capacity (Default) 3. The end of battery discharge voltage is 6V			
	EMC / Safety certification	CE, FCC			
Monitoring	Ethernet interface	Web-based, specification 10/100Mbps with RJ-45 connection, Cat. 5 cable			
	USB interface	PC-capable, specification 2.0 with full speed, i.e. 2 Mbit/s. Standard 4-core shielded cable, USB Series "mini B" connector to DC-UPS			
Physical	Dimensions (LxWxH)	152mm x 96mm x 28mm		174mm x 147mm x 35mm	
	Weight	1.2 kg		1.8 kg	
LED Indicator	Green	DC power input			
	Yellow	Battery charging			
	Orange	Battery discharging			
Environment	Operating Tem.	0°C~40°C			
	Storage Tem.	-20°C~50°C			

Note1: Connecting DC input constantly is recommended. Battery will be drained after 14 hours.

Note2: System power consumption + AUPS charging power consumption = Total watts of power source

Battery Module Specifications

Model Name	AUPS-A10	AUPS-A20	AUPS-B10	AUPS-B20
Battery Model Name	31603-000072-RS		31603-000073-RS	
Battery type	Li-Ion 2S2P 7.26V		Li-Ion 4S2P 14.52V	
Battery capacity	7.26V 5200 mA AH		14.52V, 5200 mA AH	
Maximum charge voltage	8.4V		16.8V	
The end of discharging voltage	5.5V		11V	
Recommended charging current (max.)	2.55A		2.55A	
System continuous discharging current (max.)	7.5A		7.5A	
The end of charge condition	255mA / 1Min		255mA / 1Min	
Discharge protection	Over current protection			
Charge protection	Over current protection			
Ambient temperature	0°C~45°C			
Storage temperatur	-20°C~65°C			
Self-discharge rate	340uA~440uA			
Dimensions (LxWxH)	139mm x 47mm x 26mm		165mm x 76mm x 26mm	
Weight	244g		466g	
Cycle life	300 charge / discharge cycles			
Backup 60W / 10Min 100W / 10Min	50W / 10Min		100W / 10Min	
Safety class	CE, FCC, UN38.3, UL			

Note: Replacing battery module every 2 years is recommended.



31603-000072-RS 31603-000073-RS

Selection Table for UPS Modules and Main Buffering Time

AFOLUX PPC	AUPS-A10	AUPS-A20	AUPS-B10	AUPS-B20
Under 50W solution				
AFL3-W07A-BT (20W)	110min	110min	220min	220min
AFL3-08A-BT (30W)	75min	75min	150min	150min
AFL3-W10A-BT (33W)	70min	70min	140min	140min
AFL3-12A-BT (42W)	55min	55min	110min	110min
AFL3-W15A-BT (50W)	45min	45min	90min	90min
AFL3-W19A-AL (40W)	55min	55min	110min	110min
50W ~ 100W solution				
AFL3-12C-ULT3 (58W)	-	-	75min	75min
AFL3-W15B-H81 (72W)	-	-	60min	60min
AFL3-W15C-ULT3 (68W)	-	-	65min	65min
AFL3-W19C-ULT3 (63W)	-	-	70min	70min
AFL3-W22C-ULT3 (65W)	-	-	70min	70min

Ordering Information

Part No.	Description
AUPS-A10-R20	VESA 75, DC 12V input 60W UPS module with 7.26V; 5200mAH, 2S2P Li-Ion battery, R20
AUPS-A20-R20	VESA 75, DC 9V ~ 36V input 60W UPS module with 7.26V; 5200mAH, 2S2P Li-Ion battery, R20
BATKIT-2S2P5200-R10	Battery installation kit with 2S2P 7.26V 5200mAH Smart Battery pack and accessories
31603-000072-RS	Battery Pack; Li Ion; WELL DONE/WTE; EXIC011K1002; SAMSUNG; ICR18650-26J; 5200mAH; 7.26V; 2S2P; 244±10g;BAT-LI-2S2P5200; CCL; RoHS
AUPS-B10-R20	VESA 100, DC 12V input 100W UPS module with 14.52V; 5200mAH, 4S2P Li-Ion battery, R20
AUPS-B20-R20	VESA 100, DC 9V ~ 36V input 100W UPS module with 14.52V; 5200mAH, 4S2P Li-Ion battery, R20
BATKIT-4S2P5200-R10	Battery installation kit with 4S2P 14.52V 5200mAH Smart Battery pack and accessories
31603-000073-RS	Battery Pack; Li Ion; WELL DONE/WTE; EXIC021K1002; SAMSUNG; ICR18650-26J; 5200mAH; 14.52V; 4S2P; 466±10g; BAT-LI-4S2P5200; CCL; RoHS

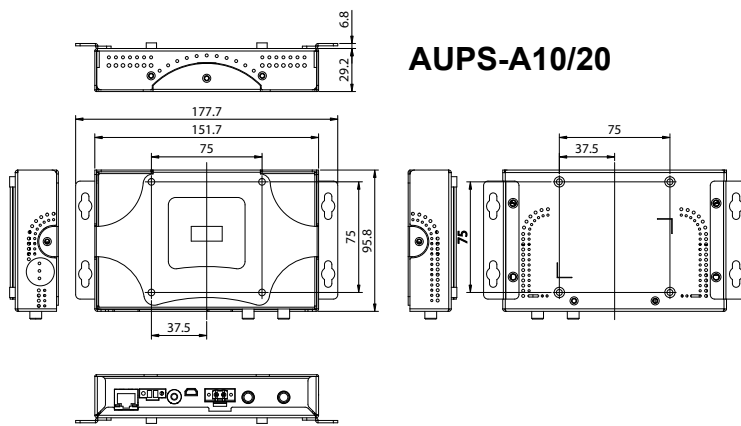
Note: The backup time could be varied on different models or operating temperature.

Packing List



Item	DC power cable, 150mm, DC plug 5.5 x 2.1 to DC plug 5.0 x 2.5 without lock	USB cable, 200mm, USB type A male to mini USB	Remote switch cable, 1200mm	Screw kit
Part Number	32000-120400-RS	32000-115500-RS	32000-124600-RS	44013-030041-RS
Q'ty	1	1	1	1

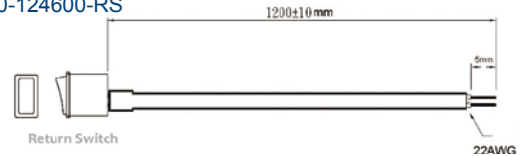
AUPS Mechanical Drawing (Unit: mm)



DC Power Cable (DC plug to DC plug) with lock
32000-115300-RS



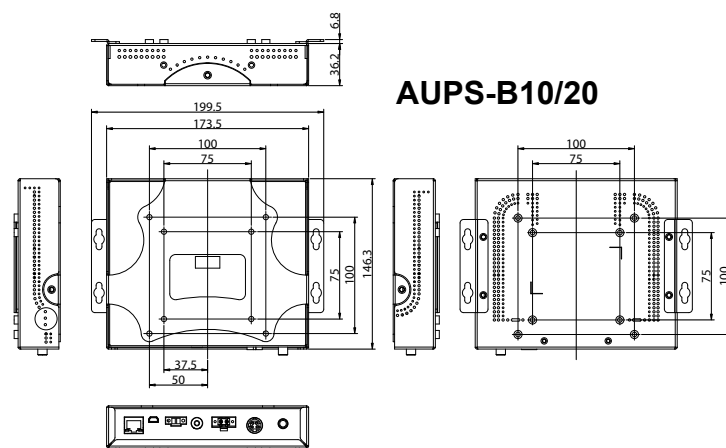
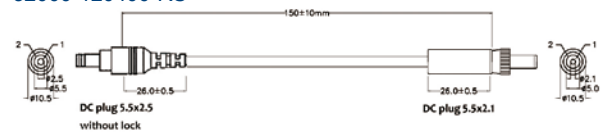
Remote Switch Cable
32000-124600-RS




USB Connection Cable
32000-115500-RS



DC Power Cable (DC plug to DC plug) without lock
32000-120400-RS



DC Power Cable (DC plug to mini DIN)
32002-002201-100-RS



X-ON Electronics

Largest Supplier of Electrical and Electronic Components

Click to view similar products for [UPS - Uninterruptible Power Supplies](#) category:

Click to view products by [IEI](#) manufacturer:

Other Similar products are found below :

[SMART-1400-RM](#) [UPS1500ITSIT](#) [UPS25512](#) [UPS1024746](#) [UPS23916EBM](#) [UPSITSNMP](#) [TRIO-UPS-2G/1AC/24DC/5](#) [TRIO-UPS-2G/1AC/24DC/10](#) [QUINT4-UPS/24DC/24DC/20/EI](#) [QUINT4-UPS/24DC/24DC/5/USB](#) [SLNSPSPMBRK](#) [MINI-BAT/12DC/2.6AH](#) [1274119](#)
[TSPC 240-124UPS](#) [SDU-24-BAT](#) [AKKUTEC2440](#) [DR-UPS40](#) [DUPS40](#) [UPS003LSM](#) [1081430](#) [1082548](#) [1094596](#) [2320212](#) [2320225](#)
[2320238](#) [2320241](#) [2320254](#) [2320267](#) [2320270](#) [2320377](#) [2320380](#) [2320393](#) [2320461](#) [2320526](#) [2866213](#) [2866226](#) [2866239](#) [2866242](#)
[2866349](#) [2866352](#) [2866365](#) [2866417](#) [2866569](#) [2866572](#) [2866598](#) [2866611](#) [2866666](#) [2868703](#) [2905907](#) [2905908](#)