


# IDDV-6304140A

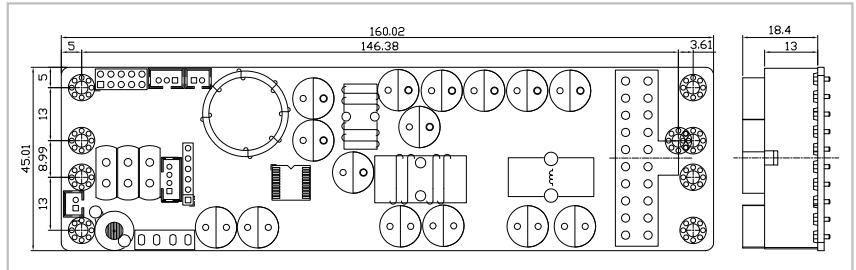
140 W DC/DC Smart ATX Converter Module for Vehicle



**Dedicated ATX power for car PC and battery powered applications**

**Designed to provide power and to control power on/off switch of a motherboard based on the ignition status.**

## Dimensions (Unit: mm)

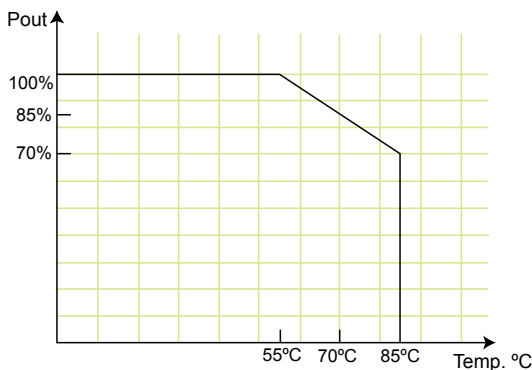


## Features

1. Wide input range: 6-30 VDC
2. Smart system on/off control
3. Six selectable power on/off timing modes
4. Load down protection
5. Over voltage protection
6. Short circuit protection
7. Over current protection
8. Battery voltage monitor
9. Amplifier on-delay control
10. RoHS compliant
11. Compact size
12. Infrared remote off (optional)

## Specifications

- Output (max.): 5 V@10 A, 3.3 V@10 A, 12 V@4 A, -12 V@0.15 A & 5 VSB@1.5 A
- Max. total output: 140 W
- Input: 6 VDC to 30 VDC  
Min. input operating voltage: 5.7 V  
Max. input operating voltage: 30 V
- Deep-discharge shut down voltage: 10.6 V
- Startup voltage: 8 V
- Efficiency: up to 90%
- Dimensions: 45 mm x 160 mm
- Weight: NW: 118 g
- Operating temperature: -20°C ~ 85°C
- Storage temperature: -25°C ~ 90°C



## Pin Assignments

### Input Power Connector

CN15	Batt (+)
CN16	ACC ON
CN17	Batt (-)

### Output Power Connector

J1	Standard 20-pin ATX
----	---------------------

## Wire Harness Selection Guide

### SBC Main Power (J1)



PN: CB-ATX20PIO-RS

20-pin ATX to 20-pin ATX / SATA / HDD cables

### Input Power Connector (CN15, 16, 17)



PN: CB-BATACC-RS

Wire to battery and ACC on

## Packing Information

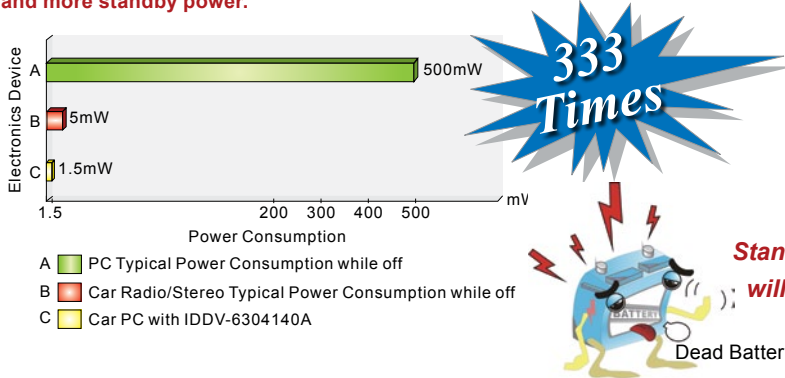
- 1 x IDDV-6304140A
- 1 x QIG
- 1 x Wire cable for PWR/SW and MB/SW (P/N: 32100-153400-RS)
- 1 x Wire cable for LED /AMP (P/N: 32100-153500-RS)

## Ordering Information


Part No.	Description
IDDV-6304140A-R10	140 W DC/DC 6-30 VDC input, vehicle converter module
CB-ATX20PIO-RS	30 cm, 20-pin ATX to 20-pin ATX / SATA (20 cm) / HDD cables
CB-BATACC-RS	30 cm, wire to battery and ACC on

■ PCs Still Consume Power While Off

A typical PC consumes 500mW of power when the system is powered off. The current computer market trend demands more and more standby power.



Standard ATX Power Supply will Drain the Car Battery!

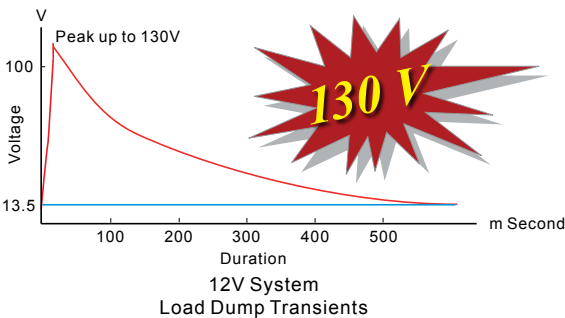


How the IDDV-6304140A work to keep your battery alive.

- Step1. Ignition=Off**  
The IDDV-6304140A cuts off all the power rails including 5VSB, internal  $\mu$ P power consumption keep less than 1.5mW.
- Step2. Ignition=On (ACC On)**  
The IDDV-6304140A waits for 10 seconds then turns on the 5VSB rail.  
**Auto On** (jumper selectable) - After 1 sec. The  $\mu$ P sends an "ON" signal to the motherboard via the two wires connected to the motherboard's on/off pins.  
**Manual On** (jumper selectable) - Nothing happens until the power button on the IDDV-6304140A is pushed.
- Step3. Ignition=On**  
During driving: acts like a regular PC, turns on/off anytime by pushing the on/off button.
- Step4. Ignition=Soft Off.**  
The IDDV-6304140A waits for "10~40" seconds (jumper selectable) and then  $\mu$ P sends a signal to turn off the motherboard. The computer should turn off gracefully during the shutdown procedure. During this period, normal power will be available for the system to perform normal shutdown.
- Step5. Ignition=Hard Off.**  
5VSB is still available for 0 seconds, 45 seconds, 1 hour, or never (jumper selectable) before being cut off by  $\mu$ P. At this stage, the system will keep minimum power consumption so that the system won't drain the car battery.

■ 12V Battery Vehicle Load Dump Transients

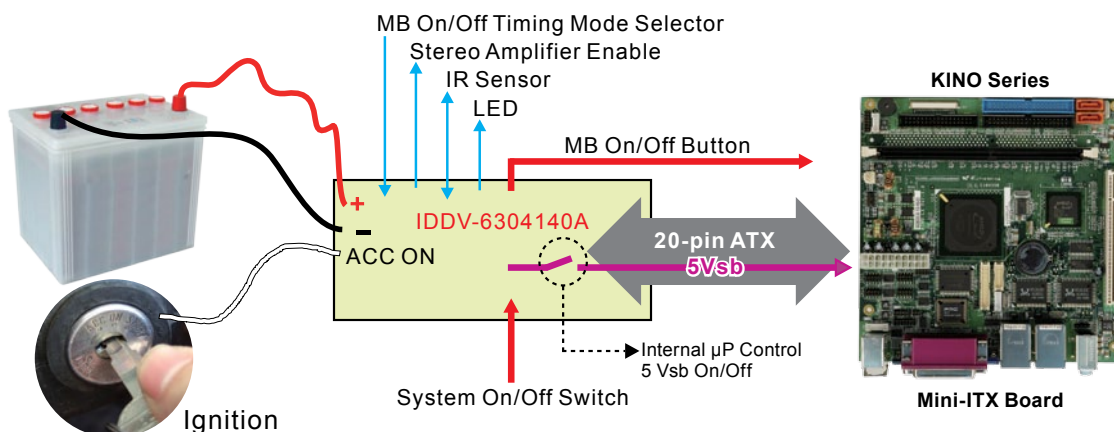
'Load dump' transients occur when a battery is disconnected from the charging system during charge. The alternator, with a finite response time of 40ms to 400ms, generates power with nowhere to go. This damages electronic devices.



Load dump transients typically reach peak voltages of 130 volts in 12 volt systems with relatively slow rise times.

EMI sprays and RFI sparking is everywhere. Electrical transients run zapping embedded electronics. Electronics located in a vehicle must withstand 600V transients and "load dump" situations.

■ IDDV-6304140A Wiring Diagram



## X-ON Electronics

Largest Supplier of Electrical and Electronic Components

*Click to view similar products for [Specialised Cables category](#):*

*Click to view products by [IEI manufacturer](#):*

Other Similar products are found below :

[603PT6](#) [603SS6L](#) [604PT6](#) [604SS6](#) [706000D02F200](#) [910640](#) [1200740077](#) [1200740114](#) [AC172](#) [ACL-SSI-4](#) [R88ACAKA0015SRE](#)  
[R88ACAWL005SDE](#) [R88ACRGD0R3C](#) [1300150047](#) [1300660036](#) [1302262116](#) [1300150149](#) [1300220020](#) [1300220104](#) [1300220119](#)  
[1301240492](#) [1301810221](#) [1365323-1](#) [1613055](#) [176P12](#) [1971465-2](#) [20240400003](#) [20240400013](#) [2085828-1](#) [20886510030](#) [2-22733-8](#) [22733-](#)  
[8](#) [CB-BATACC-RS](#) [CB-JST3PSW-RS](#) [25AC84](#) [25AK84X](#) [25AU25](#) [25FN82](#) [3011-03](#) [AC118](#) [ACL-HHS-1M\(CAT5E\)](#)  
[SSL009PC2DC012N](#) [FC2A-KC6C](#) [2085828-2](#) [20886510150](#) [CCSFCBF2](#) [R88A-CRWB020N](#) [416216000-3](#) [426062900-3](#) [426064500-3](#)