




KINO-DH610

Mini-ITX SBC Supports LGA1155 Intel® Core™ i7/i5/i3/Pentium®/Celeron® CPU, DDR3, VGA/DVI-D/HDMI, Dual PCIe GbE, USB 2.0, SATA 3Gb/s, HD Audio and RoHS



Wide range 9 ~ 28VDC input on board

IEI offers two ways for DC input without extra power module



Specifications

- ◆ CPU
LGA1155 socket supports Intel® Core™ i7/i5/i3/Pentium®/Celeron® dual-core processor (TDP 65W max.)
- ◆ System Chipset
Intel® H61
- ◆ Memory
Two 204-pin 1066/1333 MHz dual-channel DDR3 SO-DIMMs supported (system max. 16 GB)
- ◆ BIOS
UEFI BIOS
- ◆ Ethernet
LAN1: Realtek RTL8111E PCIe GbE controller with ASF 2.0 support
LAN2: Realtek RTL8111E PCIe GbE controller
- ◆ Graphics Engine
Supports DX10.1 and OpenGL 3.0
Full MPEG2, VC1, AVC Decode
- ◆ Display Output
Dual display supported
1 x HDMI (up to 1920 x 1200 @60Hz) 1 x VGA (up to 2048 x 1536 @75Hz)
1 x DVI-D (up to 1920 x 1200 @60Hz)
- ◆ Super I/O
Fintek F81866
- ◆ Embedded Controller
iWDD
- ◆ Audio
Realtek ALC662 HD audio codec
- ◆ I/O Interface
1 x RS-232 1 x RS-232/422/485
10 x USB 2.0 1 x 6-pin header for PS/2 KB/MS
4 x SATA 3Gb/s 2 x SATA power (5V) connector
- ◆ TPM
1 x TPM connector (2x10 pin)
- ◆ Expansions
1 x PCI 1 x PCIe x1
- ◆ Watchdog Timer
Software programmable supports 1~255 sec. system reset
- ◆ Digital I/O: 8-bit digital I/O (4-bit input, 4-bit output)
- ◆ Fan Connector
1 x 4-pin CPU fan connector
1 x 3-pin system fan connector
- ◆ Power Supply
Maximum input voltage range: 9V ~ 28V
Recommended operating input voltage range: 12V ~ 24V
1 x External DC jack (4-pin DIN)
1 x Internal 4-pin (2x2) power connector
- ◆ Power Consumption
12V@5.07A (2.2GHz Intel® G620T with two 1066 MHz 2 GB DDR3 memory running 3DMark06 burn in)
12V@8.85A (2.8GHz Intel® Core™ i7-2600S with two 1066 MHz 2 GB DDR3 memory running 3DMark06 burn in)
- ◆ Operating Temperature: -10°C ~ 60°C
- ◆ Storage Temperature: -20°C ~ 70°C
- ◆ Operating Humidity: 5% ~ 95%, non-condensing
- ◆ Dimensions: 170 mm x 170 mm
- ◆ Weight: GW: 1100g/NW: 700g

Features

1. LGA1155 socket for Intel® 2nd generation Core™ i3/Pentium®/Celeron® processor supported
2. Up to 16 GB 1333/1066 MHz dual-channel DDR3 SDRAM
3. Supports dual display by DVI/VGA/HDMI
4. SATA 3Gb/s, PCI and PCIe x1 expansion slots supported
5. Wide range 9 ~ 28V DC input support with either adaptor or 4-pin (2x2) ATX power connector
6. IEI One Key Recovery solution allows you to create rapid OS backup and recovery

Packing List

1 x KINO-DH610 single board computer	
2 x SATA with 5V power cable (P/N: 32801-000201-300-RS)	
1 x I/O shielding (P/N: 45014-0032C0-00-RS)	
1 x One Key Recovery CD	1 x Utility CD
1 x Mini jumper pack	1 x QIG

Ordering Information

Part No.	Description
KINO-DH610-R10	Mini-ITX SBC supports LGA1155 Intel® Core™ i5/i3/Pentium®/Celeron® CPU, DDR3, VGA/DVI-D/HDMI, dual PCIe GbE, USB 2.0, SATA 3Gb/s, HD Audio and RoHS
19800-003100-300-RS	Dual-port USB cable w/bracket
19800-004300-100-RS	RS-232/422/485 cable w/bracket
TPM-IN01-R11	20-pin Infineon TPM module, software management tool, firmware V3.17
SACF-KIT01-R10	SATA to CF converter board
32000-023800-RS	KB/MS Y cable
CPU-DT-i5-2500T	Intel® Core™ i5-2500T processor, LGA1155, quad core 2.3GHz, 6M cache, 45W, compatible with CF-1156C-RS CPU cooler
CPU-DT-i5-2390T	Intel® Core™ i5-2390T processor, LGA1155, dual core 2.7GHz, 3M cache, 35W, AMT, compatible with CF-1156C-RS CPU cooler
CPU-DT-i3-2120T	Intel® Core™ i3-2120T processor, LGA1155, dual core 2.6GHz, 3M cache, 35W, compatible with CF-1156C-RS CPU cooler
CPU-DT-P-G630T	Intel® Pentium® G630T processor, LGA1155, dual core 2.3GHz, 3M cache, 35W, compatible with CF-1156C-RS CPU cooler
CPU-DT-C-G440	Intel® Celeron® G440 processor, LGA1155, single core 1.6GHz, 1M cache, 35W, compatible with CF-1156C-RS CPU cooler
CF-1156A-RS-R11	High-performance LGA1155/LGA1156 cooler kit, 1U chassis compatible, 73W
CF-1156C-RS	LGA1155/LGA1156 cooler kit, 1U chassis compatible, 45W
CF-1156D-RS	LGA1155/LGA1156 cooler kit, 1U chassis compatible, 65W
CF-1156E-R11	High-performance LGA1155/LGA1156 cooler kit, 95W
63040-010060-050-RS	12V 60W power adaptor with 4-pin DIN lock, 90 ~ 264VAC input, ErP

X-ON Electronics

Largest Supplier of Electrical and Electronic Components

Click to view similar products for [Single Board Computers](#) category:

Click to view products by [IEI](#) manufacturer:

Other Similar products are found below :

[MANO882VPGGA-H81](#) [SSD3200W-S-SLC-INN 20-101-0738](#) [MVME61006E-2173R](#) [SHB230DGGA-RC](#) [IMB210VGGA](#) [IB915F-3955](#)
[MI958F-16C](#) [S2600WFT](#) [S2600STB](#) [BBS2600BPS](#) [BLKNUC7I3DNHNC1978015](#) [DEV-17745](#) [BEAGLEBOARD POCKET](#) [MICROSOM](#)
[I2 + WIFI/BT](#) [HUMMINGBOARD-I2EX](#) [BASE + WIFI/BT](#) [HUMMINGBOARD-I4 PRO + WIFI/BT](#) [VAB-600-B](#) [MITX-440-DVI-2E](#)
[ATCA-7365-D-24GB](#) [NITX-315-DEVKIT](#) [A13-SOM-512](#) [NITX-315](#) [BANANA PI BPI-M1+](#) [A13-SOM-WIFI-4GB](#) [AM3359-SOM-EVB-](#)
[IND](#) [UPS-APLC2-A10-0432](#) [DFR0419](#) [UPS-APLP4-A10-0864](#) [UPS-APLP4-A10-0432](#) [UPS-APLP4-A10-08128](#) [MI977F-Q27](#) [BBBLUE](#)
[IB811F-I30](#) [DFR0470-ENT](#) [Nit6Q_i](#) [M2M \(TELIT\)](#) [RELAY](#) [PROFESSIONAL](#) [GCS22.2.080.2.2.I](#) [GCS22.8.100.4.2.I](#) [GLS11.2.053.2.2.E](#)
[A20-OLINUXINO-LIME-E16GS16M](#) [A20-OLINUXINO-LIME-S16M](#) [A20-OLINUXINO-LIME2-E16GS16M](#) [A20-OLINUXINO-MICRO-](#)
[S16M](#) [BANANA PI BPI-W2](#) [T2-OLINUXINO-LIME2-S16M-IND](#) [T2-OLINUXINO-MICRO-E8GS16M-IND](#) [T2-OLINUXINO-MICRO-](#)
[S16M-IND](#)