






Drive Cage *Standard 3.5" devices 5.25" Drive Bay Solutions*

Following the traditional industrial system needs for stability, durability and toughness for storage drive operating condition, IEI provides various kinds of standard 3.5" devices 5.25" removable drive bay and modules for each different demands.

	SATA / IDE / SSD Solution		SATA / IDE / SSD	SATA Solution	
					
Model Name	XWC-410030507220-RS	XWC-410030507230-RS	AS-25D2-R10	RD-03A-RS-R10	RHD-302SATA-RS-R11
Dimensions (L x W x H) (mm)	150 x 146 x 42	150 x 146 x 42	143 x 106 x 26	190 x 148 x 42	220 x 148 X 85.8
Material	Aluminum	Aluminum	Plastic body with stainless steel 2.5" HDD bracket	Aluminum alloy	Aluminum alloy
Interface	SATA / IDE / SSD	SATA / IDE / SSD	SATA / IDE / SSD	SATA	SATA
Data Transfer Rate			No	up to 300MB/Sec	up to 300MB/Sec
Drive Bay Space	One 5.25" Device Bay	One 5.25" Device Bay	One 3.5" Device Bay	One 5.25" Device Bay	2 x 5.25" drive bay for 3 x 3.5" HDD
HDD Type	Internal 3.5" device bay	Internal 3.5" device bay	2.5" IDE / SATA SSD x 2	3.5" SATA	3.5" SATA
Cooling Fan			Open air design for maximum air flow and cooling	4010 ball bearing	8020 ball bearing (Removable)
Hot Swap	No	No	No	Yes	Yes
Keylock	No	No	No	Yes	No
Signal Out	No	No	No	Power on signal out (high) HDD access signal out (high)	3 x HDD power signal out (+5V, GND) 1 x Temperature overheat signal out (5V, GND) 1 x Fan fail signal out (5V, GND) 3 x HDD access signal out (+5V, GND) 1 x Reset signal out (High, GND)
Color	Black	White	Black	White / Black	Black bezel and silver housing
G.W.	0.2kg	0.2kg	0.125kg	0.3kg	1.0kg

	SATA Solution				
					
Model Name	RHD-102SATA-R10	RHD-102DW-R10	RHD-101SATA-R10	RHD-104SATA-R10	RHF-21-SATA-R10
Dimensions (L x W x H) (mm)	101.2 x 25.4 x 133	170 x 146 x 41	135 x 101.6 x 25.6	170 x 146 x 41.3	151.5 x 102 x 25.7
Material	Metal	Aluminum & SECC	SECC	SECC	SECC
Interface	7-pin SATA x 2	SAS / SATA	7-pin SATA x 2	7-pin SATA x 4	SATA
Data Transfer Rate	up to 6Gb/Sec	up to 6Gb/Sec	Up to 600 MB/sec	Up to 600 MB/sec	No
Drive Bay Space	One 3.5" Device Bay	One 5.25" Device Bay	One 3.5" Device Bay	One 5.25" Device Bay	Internal 3.5" device bay
HDD Type	2.5" SAS or SATA I / II / III 2 x HDD/SSD	2.5" SAS 2.0 or SATA I / II / III 2 x HDD/SSD	2.5" SAS or SATA I / II / III 1 x HDD/SSD	2.5" SAS or SATA I / II / III 4 x HDD/SSD	2.5" SATA HDD
Cooling Fan	No	No	Metal heat dispersion	2 x 40 mm rear outtake fan w/ aluminum heat dissipation	No
Hot Swap	Yes	Yes	Yes	Yes	Yes
Keylock	Yes	2 x Section key lock	2 x segment key lock	No	Yes
Signal Out	2 x HDD power signal out 2 x HDD access signal out	1 x Silm Type ODD 2 x HDD power signal out 2 x HDD access signal out	1 x HDD power signal out 1 x HDD access signal out	4 x HDD power signal out 4 x HDD access signal out	1 x Female connector 1 x SATA LED signal connector 1 x Power LED connector 1 x Key on/off connector 1 x Power/SATA LED connector 1 x Male connector
Color	Black	Black	Black	Black	Black
G.W.	0.375kg	0.8kg	0.483kg	0.95kg	0.3kg

FCD-301



- The most suitable USB cable for IEI's CPU boards
- Support standard 3.5" drive bay, 4-pin female connector to CPU boards' pin header, length: 60cm
- RoHS compliant
- Pin definition:

Pin 1	Pin 2	Pin 3	Pin 4
+5V	Data-	Data+	GND

3.5" compact drive bay with USB port

Ordering Information

Part No.	Description
FCD-301[C]-RS	3.5" compact drive bay with USB port, RoHS [C] Color Code: B=Black, W=White

AS-35A / AS-25A / AS-25C



AS-35A

AS-25A

- Resistant to shocks and vibrations from all directions **Anti-vibration Drive Kit**
- Support 2.5" HDD into 3.5" drive bay (AS-25A/ 25C)
Support 3.5" HDD into 5.25" drive bay (AS-35A)
- Meets the following standards:
 - MIL-SLD-810F 514.5C-1 standard
 - 5-20Hz, 1G peak to peak
 - 60-200Hz, 3G peak to peak
- RoHS compliant



AS-25C

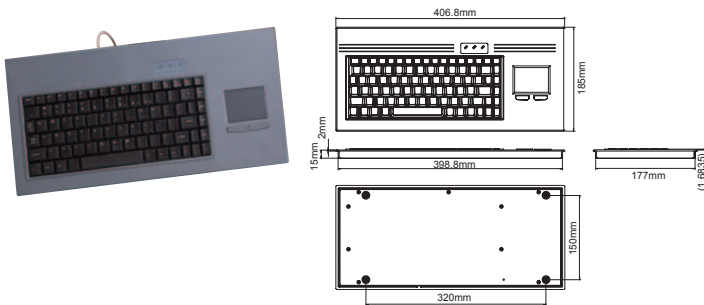
Ordering Information

Part No.	Description
AS-35A-RS	3.5" Drive Anti-vibration Kit, RoHS
AS-25A-RS	2.5" Drive Anti-vibration Kit, RoHS
AS-25C-RS	Enhanced 2.5" Drive Anti-vibration Kit, RoHS

Industrial Keyboard Series

Industrial Keyboard Series			
Model Name	KM-088G	KM-088A-RS-R11	MK-KTP5A
Key Number	88-key	88-key	105-key
Mouse	Touchpad	Pointing Device	Touchpad
Connector	PS/2 type 6-pin mini-DIN	PS/2 type 6-pin mini-DIN	2 x PS/2 for KB/MS
Color	Black	Black	White/Black
Waterproof	NA	IP-55	NA
Dimensions (mm)	D406.8 x W185 x H15	D370 x W139 x H16	D485 x W380 x H44

KM-088G



- Standard English keyboard layout
- Optional Japanese, German, French and Italian keyboard layout
- 88-key and Touchpad Module

Ordering Information

Part No.	Description
KM-088G - L	L: Language Code EN: English RU: Russian

KM-088A-RS-R11



- IP55 Compliant dirt-, dust- and water-resistance
- Compact design with super low profile for easy fitting into 1U rackmount
- Specifically designed for IPC, military, Medical and other applications

Ordering Information

Part No.	Description
KM-088A-RS-R11	88 Keys IP55 Waterproof Keyboard with Point Device, RoHS. Notes: For other language K/B, please contact region sales.

MK-KTP5A



Ordering Information

Part No.	Description
MK-KTP5A-RS	1U Rackmount Keyboard/Touchpad Drawer, RoHS

X-ON Electronics

Largest Supplier of Electrical and Electronic Components

Click to view similar products for [Modules Accessories](#) category:

Click to view products by [IEI](#) manufacturer:

Other Similar products are found below :

[7010-0001](#) [AX98219](#) [A1UL8RISER](#) [F1UJPMICRISER](#) [FHW1U16RISER](#) [20-101-0440](#) [2828736-1](#) [MBCDROM](#) [AX61221TM](#) [VM-105](#)
[EA CARREDIPTFT02](#) [RK-210E-B](#) [E226171106](#) [88606200030E](#) [SI-HDMI-EDID-EM](#) [MIC-75M13-00A1E](#) [FPM-1000T-SMKE](#) [AMK-](#)
[R004E](#) [96FMCF-ST2ADAPTER1](#) [AHWKPTP12GBGB](#) [AXXSTCPUCAR](#) [FPK-07-R10](#) [Mini Din 6P to 6P HARNESS](#) [FPF1320 POWER](#)
[MULTIPLEXER CARRIER](#) [881261510A0E](#) [AXXP3SWX08080](#) [conga-B7XD/CSP-Cu-B](#) [881281021A0E](#) [HFT for mounting KIT](#)
[FN928X_FN929X](#) [BB-MH112-1A](#) [15100600](#) [9-5000-1116](#) [BKCMCR1ABB](#) [70763](#) [98R3612003E](#) [881261910A0E](#) [106897](#) [48222R](#)
[BREAK OUT BOARD 20](#) [4D ARDUINO ADAPTOR SHIELD II](#) [20926110901](#) [PYCASE GREEN](#) [PYCASE BLUE](#) [FP15072_ZORYA-SC-](#)
[HEKLA](#) [20952000004](#) [20953000007](#) [DP-DVI-R10](#) [575-BBIS](#) [RACK-220GW/A130B](#) [492-BBKM](#)