

















CF10
TPE
5 x d

TPE Control cable | CF10








- for maximum load requirements
- TPE outer jacket
- shielded
- oil-resistant
- biooil-resistant
- PVC-free/halogen-free
- low-temperature-flexible
- hydrolysis-resistant and microbe-resistant

-  **Conductor** Stranded conductor in especially bending-resistant version consisting of bare copper wires (following EN 60228).
-  **Core insulation** Mechanically high-quality TPE mixture.
-  **Core stranding** **Number of cores < 12:** cores stranded in a layer with short pitch length. **Number of cores ≥ 12:** cores combined in bundles and stranded together around a centre for high tensile stresses with adapted, short pitch lengths and pitch directions, especially low-torsion structure.
-  **Core identification** **Cores < 0,75 mm²:** Colour code in accordance with DIN 47100
Cores ≥ 0,75 mm²: cores black with white numerals, one core green-yellow
CF10.03.05.INI: brown, blue, black, white, green-yellow
-  **Inner jacket** TPE mixture adapted to suit the requirements in energy chains®.
-  **Overall shield** Extremely bending-resistant braiding made of tinned copper wires. Coverage approx. 70% linear, approx. 90% optical.
-  **Outer jacket** Low-adhesion mixture on the basis of TPE, especially abrasion-resistant and highly flexible, adapted to suit the requirements in energy chains®.
Colour: Steel blue (similar to RAL 5011)
-  **Bending radius** **moved** minimum 5 x d
fixed minimum 3 x d
-  **Temperature** **moved** -35 °C to +100 °C
fixed -40 °C to +100 °C
-  **v max.** 10 m/s, 6 m/s
-  **unsupported/gliding**
-  **a max.** 100 m/s²
-  **Travel distance** Freely suspended travel distances and up to 400 m and more for gliding applications, Class 5
-  **UV-resistant** High
-  **Nominal voltage** 300/500 V (following DIN VDE 0245).
-  **Testing voltage** 2000 V (following DIN VDE 0281-2).

CHAINFLEX® CF10
Image exemplary.

CF10
TPE
5 x d

Class 7.5.4 (7 maximum load requirements 5 travel distance up to 400 m and more 4 oil-resistant)

-  **Oil** Oil-resistant (following DIN EN 60811-2-1), biooil-resistant (following VDMA 24568 with Plantocut 8 S-MB tested by DEA), Class 4.
-  **Silicon-free** Free from silicon which can affect paint adhesion (following PV 3.10.7 – status 1992).
-  **Halogen-free** Following EN 50267-2-1.
-  **CE** Following 2006/95/EG
-  **Lead free** Following 2011/65/EC (RoHS-II)
-  **Clean room** According to ISO Class 1. Outer jacket material complies with CF9.15.07, tested by IPA according to standard 14644-1
-  **EAC** Certified according to N° TC RU C-DE.ME77.B.00960


New! Guaranteed lifetime for this series according to the "chainflex® guarantee club" conditions ▶ Page 22-25

Double strokes*				5 million			7,5 million			10 million		
Temperature, from/to [°C]	v max. [m/s]	a max. [m/s²]	Travel distance [m]	R min. [factor x d]	R min. [factor x d]	R min. [factor x d]	R min. [factor x d]	R min. [factor x d]	R min. [factor x d]	R min. [factor x d]	R min. [factor x d]	
-35 / -25				6,8	7,5	8,5						
-25 / +90	10	6	100	5	6	7						
+90 / +100				6,8	7,5	8,5						

* higher number of double strokes possible

Typical application area

- for maximum load requirements
- almost unlimited resistance to oil, also with bio-oils
- Indoor and outdoor applications, UV-resistant
- freely suspended travel distances and up to 400 m and more for gliding applications
- Storage and retrieval units for high-bay warehouses, machining units/machine tools, quick handling, clean room, semiconductor insertion, ship to shore, outdoor cranes, low-temperature applications



Control cable chainflex® CF10 in storage and retrieval units for high-bay warehouses. e-chain®: System E2 medium

EAC

Clean room

RoHS

CE

TPE Control cable | CF10

Class 7.5.4 (7 maximum load requirements 5 travel distance up to 400 m and more 4 oil-resistant)



Image exemplary.

Delivery program Part No.	Number of cores and conductor nominal cross section [mm ²]	External diameter max. [mm]	Copper index [kg/km]	Weight [kg/km]
CF10.01.12	(12 x 0,14)C	8,0	40	82
CF10.01.18	(18 x 0,14)C	9,5	68	127
CF10.02.04	(4 x 0,25)C	6,5	26	52
CF10.02.08	(8 x 0,25)C	8,0	42	81
CF10.02.12	(12 x 0,25)C	9,5	70	127
CF10.02.24 ⁽¹⁾	(24 x 0,25)C	13,0	120	222
CF10.02.25 ⁽¹⁾	(25 x 0,25)C	12,5	119	225
CF10.03.05.INI	(5 x 0,34)C	7,0	36	65
CF10.05.04	(4 x 0,5)C	7,0	39	69
CF10.05.05	(5 x 0,5)C	7,5	46	79
CF10.05.07	(7 x 0,5)C	8,5	60	103
CF10.05.12	(12 x 0,5)C	12,0	113	199
CF10.05.18	(18 x 0,5)C	13,5	153	263
CF10.05.25	(25 x 0,5)C	15,0	198	335
CF10.07.04	(4 G 0,75)C	7,5	51	87
CF10.07.05	(5 G 0,75)C	8,0	61	99
CF10.07.07	(7 G 0,75)C	9,5	94	145
CF10.07.12	(12 G 0,75)C	12,5	146	246
CF10.07.20	(20 G 0,75)C	15,0	226	368
CF10.07.24 ⁽¹⁾	(24 G 0,75)C	16,0	262	423
CF10.07.25 ⁽¹⁾	(25 G 0,75)C	16,5	270	450
CF10.10.02	(2 x 1,0)C	7,5	39	72
CF10.10.03	(3 G 1,0)C	7,5	51	83
CF10.10.04	(4 G 1,0)C	8,0	64	103
CF10.10.05	(5 G 1,0)C	8,5	74	120
CF10.10.07	(7 G 1,0)C	10,0	116	179
CF10.10.12	(12 G 1,0)C	13,5	186	302
CF10.10.18	(18 G 1,0)C	16,0	262	415
CF10.10.24 ⁽¹⁾	(24 G 1,0)C	18,5	336	539
CF10.10.25 ⁽¹⁾	(25 G 1,0)C	18,0	344	550
CF10.15.04	(4 G 1,5)C	9,0	99	145
CF10.15.05	(5 G 1,5)C	10,0	119	176
CF10.15.07	(7 G 1,5)C	11,5	159	235
CF10.15.12	(12 G 1,5)C	15,5	259	391
CF10.15.18	(18 G 1,5)C	19,5	398	624

New*

New*

New*

Note: The mentioned external diameters are maximum values and may tend toward lower tolerance limits.
 G = with green-yellow earth core x = without earth core
 * New in this catalogue.

Delivery program Part No.	Number of cores and conductor nominal cross section [mm ²]	External diameter max. [mm]	Copper index [kg/km]	Weight [kg/km]
CF10.25.04	(4 G 2,5)C	11,5	149	224
CF10.25.07	(7 G 2,5)C	13,5	244	364
CF10.25.12	(12 G 2,5)C	19,0	401	644
CF10.40.04	(4 G 4,0)C	12,5	222	317
CF10.40.05	(5 G 4,0)C	13,5	271	386

Note: The mentioned external diameters are maximum values and may tend toward lower tolerance limits.
 G = with green-yellow earth core x = without earth core

X-ON Electronics

Largest Supplier of Electrical and Electronic Components

Click to view similar products for [Ethernet Cables / Networking Cables](#) category:

Click to view products by [Igus](#) manufacturer:

Other Similar products are found below :

[73-7795-1](#) [MCJB2-10P6Q7-120](#) [84909-0204](#) [1200700174](#) [1200860368](#) [E16A06002M030](#) [E200102-009-S1](#) [AX105346-EW](#) [MT14-187L](#)
[MWDM2L-51GS-6J1-2.82B](#) [ERWPAB3002M005](#) [190-038045-01](#) [NK5EPC1GRY](#) [NK5EPC4Y](#) [1969343-6](#) [ICD056GVP163D-C0](#)
[C5UMB3FBG](#) [C631208025](#) [C631208035](#) [C6F1106015](#) [2142758-2](#) [2168427-2](#) [21949-1](#) [2J1866A](#) [RJF SFTP 5E 0500](#) [AX100351](#)
[UTPCH14GY](#) [45-5684](#) [09459711142](#) [100345-1301](#) [MWDM2L-25P-8K1-.500B](#) [MWDM6L-31S-6C4-.375H](#) [73-7793-1](#) [74764-1101](#)
[WHU18-3636-048](#) [RJF2SA2G05100BTX](#) [1R4000A39M030](#) [UTPSP6GY](#) [UTPSP2GY](#) [UTPSP10GY](#) [UTPCH5GY](#) [UTP28SP15M](#)
[UTP28CH100OR](#) [74764-2301](#) [E66A06002M020](#) [NPC-5E-010-GY](#) [SAC-5P-MS/ 1.0-920/FS SCO AR](#) [1-3636-601-5211](#) [1-3636-600-5212](#) [1-3636-461-5208](#)